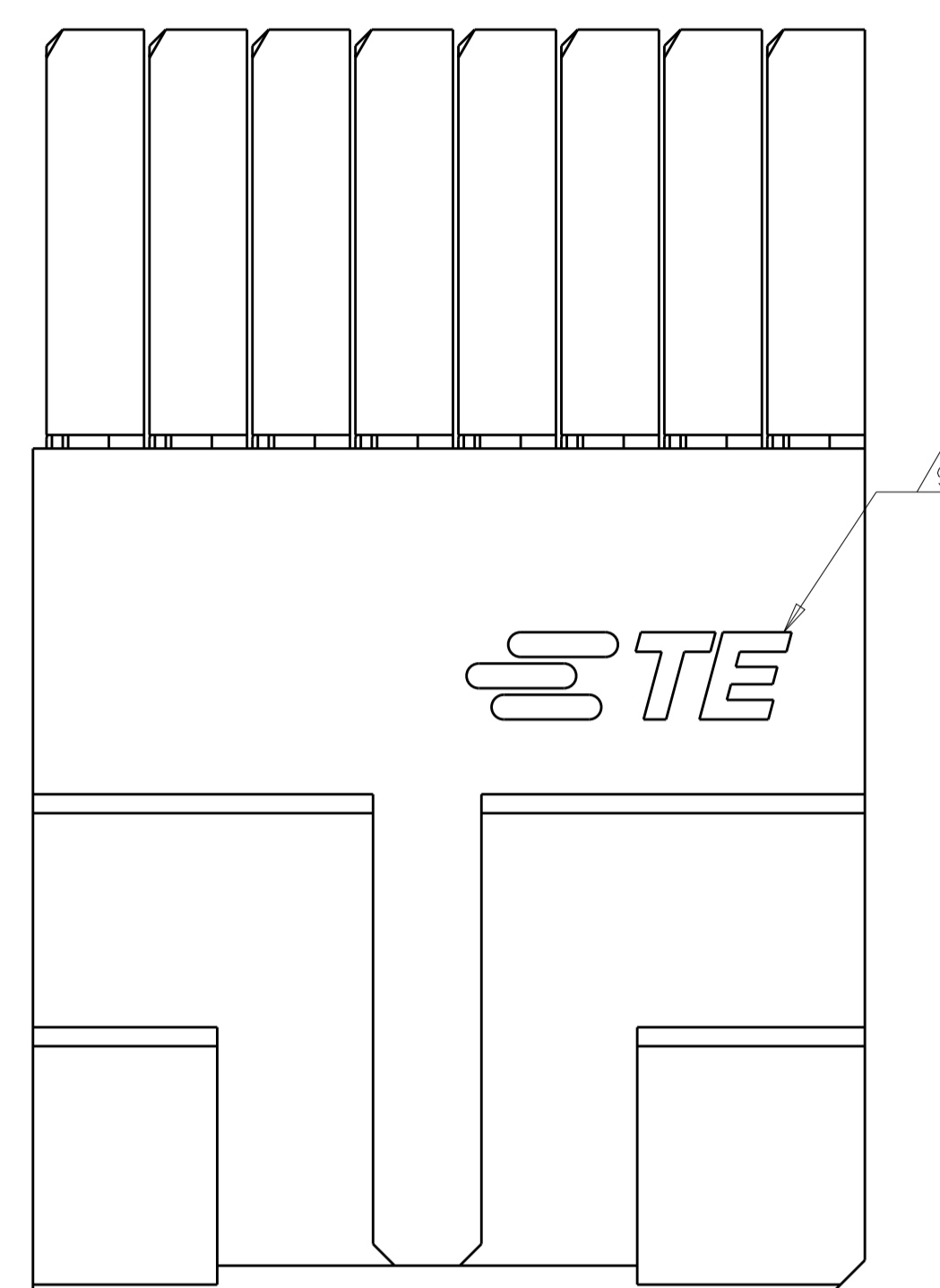
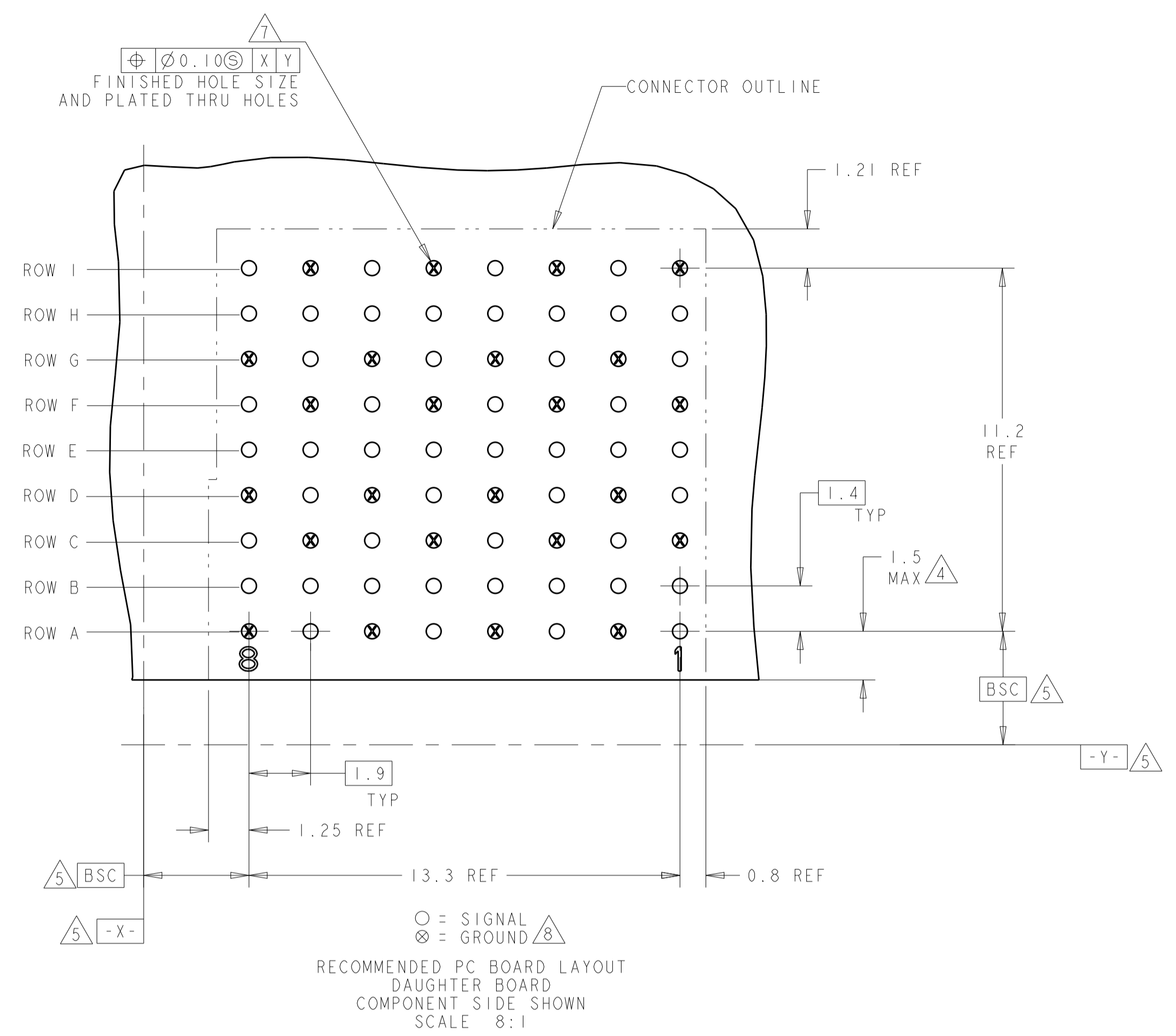
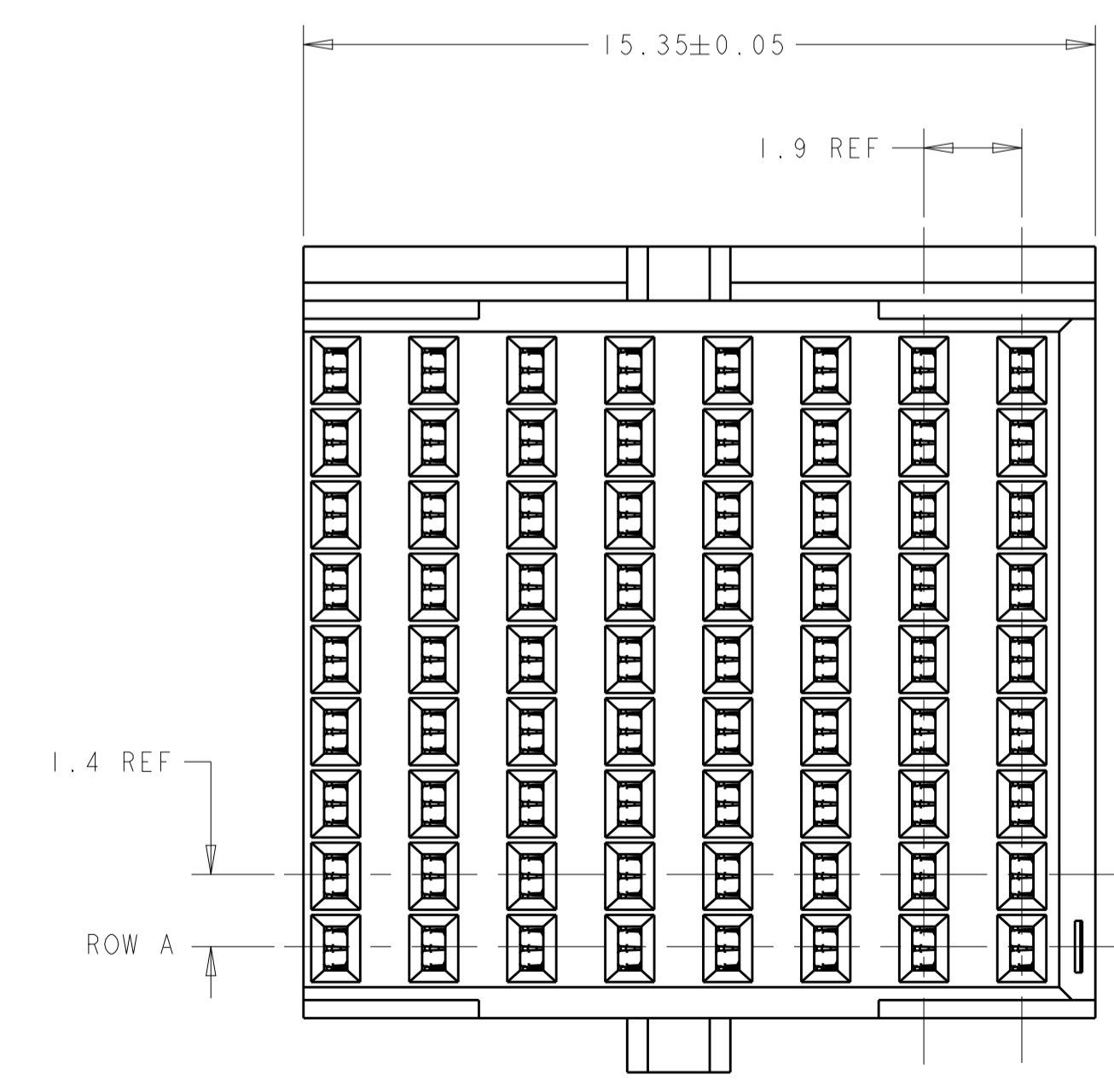
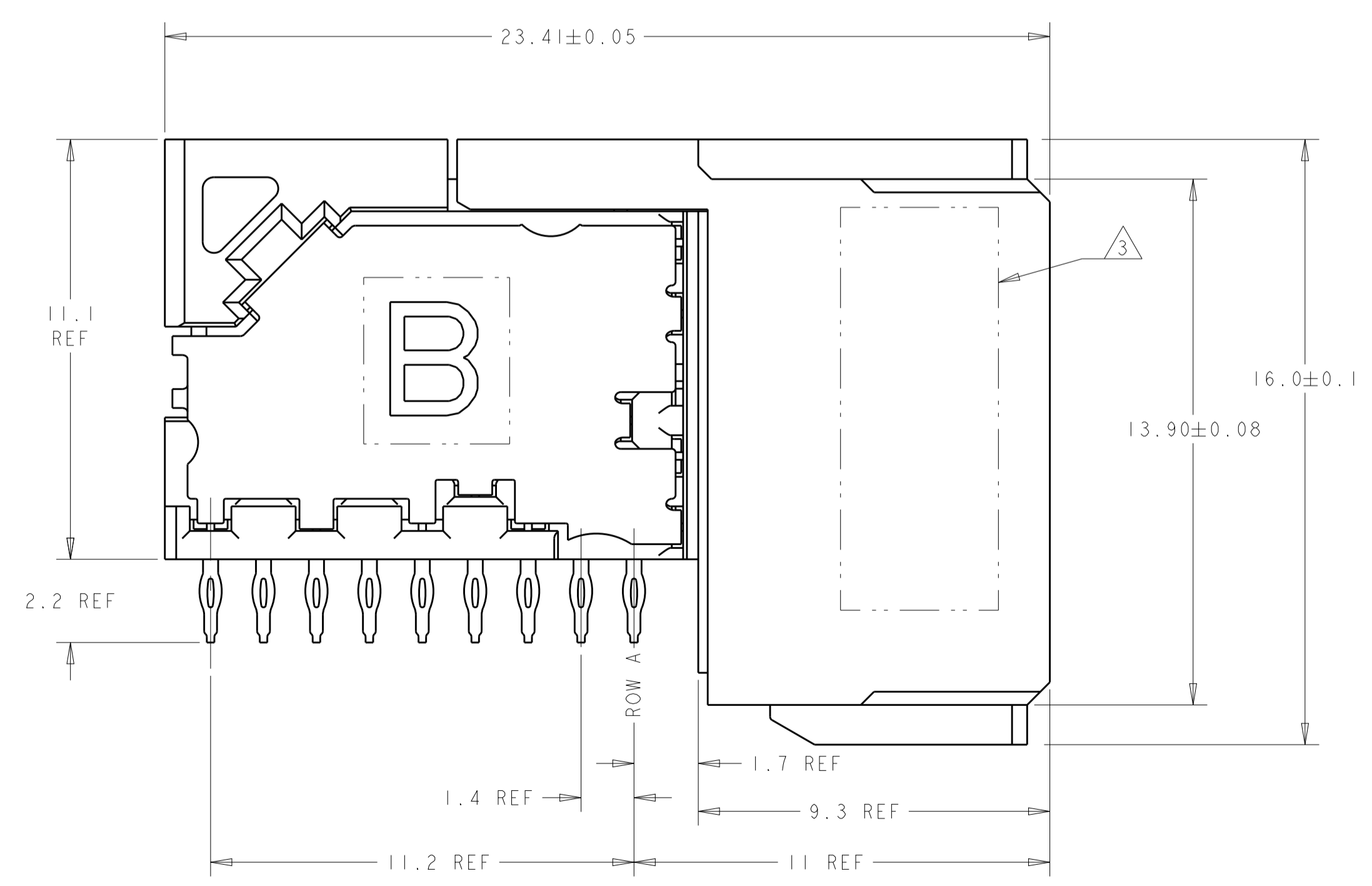


LOC	DIST	REVISIONS			
P	LTN	DESCRIPTION	DATE	DWN	APVD
E		REVISED PER ECO-13-002771	22FEB2013	KH	RP
F		REVISED PER ECO-19-009248	11JUL2019	AP	SY



- 1 MATERIAL:  
CONTACT AND SHIELD - PHOS BRONZE  
HOUSING AND CHICKLET - LCP, UL 94V-0, COLOR - BLACK
- 2 FINISH:  
CONTACT AREA FINISH CONFORMS TO THE REQUIREMENTS OF TE PRODUCT SPECIFICATION 108-2303; BASED ON TELCORDIA GR-1217-CORE FOR SYSTEM QUALITY LEVEL III APPLICATIONS IN CONTROLLED ENVIRONMENTS (CENTRAL OFFICE).  
COMPLIANT PIN AREA- 0.5μm MIN MATTE TIN OVER 1.27μm MIN NICKEL.  
SHIELD 1.27μm MIN NICKEL.
- 3 CONNECTOR MARKED ON EITHER SIDE OF HOUSING WITH PART NUMBER, DATE CODE AND STANDARD IN APPROXIMATE AREA SHOWN.
- 4 DIMENSION APPLIES TO CENTERLINE OF THRU HOLE.
- 5 DATUMS AND BASIC DIMENSIONS ESTABLISHED BY CUSTOMER.
- 6 CONTACT AREA LUBRICATED WITH BELLCORE APPROVED LUBRICANT. TECHNICAL REFERENCE: GR-1217-CORE, ISSUE 1, NOVEMBER 1995.
- 7 REFERENCE APPLICATION SPEC 114-13202 FOR RECOMMENDED PLATED THRU HOLE DIAMETER AND PLATING THICKNESSES.
- 8 THE GROUNDS IN EACH COLUMN ARE COMMONED.
- 9 SHOWN LOGO OR OTHER TE OWNED LOGOS IN APPROXIMATE AREA.



1934226-1  
 PART NUMBER

THIS DRAWING IS A CONTROLLED DOCUMENT.		DWN S. MAGARO 31JAN2007	TE Connectivity NAME RECEPTACLE ASSEMBLY, 3 PAIR, 8 COLUMN	
DIMENSIONS: mm		CHK W. DAVIS 31JAN2007		
TOLERANCES UNLESS OTHERWISE SPECIFIED:		APVD B. PATTERSON 27AUG2007	PRODUCT SPEC	
0 PLC ±		APPLICATION SPEC		SIZE CAGE CODE DRAWING NO
1 PLC ±		RESTRICTED TO		RESTRICTED TO
2 PLC ±		MATERIAL		SCALE 8:1 SHEET 1 OF 1 REV F
3 PLC ±		FINISH		
4 PLC ±		WEIGHT		
ANGLES		CUSTOMER DRAWING		

单击下面可查看定价，库存，交付和生命周期等信息

[>>TE Connectivity\(泰科\)](#)