

**Power PCB Relay RT1**

- 1 pole 12A/16A, 1 form C (CO) or 1 form A (NO) contact
- DC or AC coil
- 5kV/10mm coil-contact, reinforced insulation
- Ambient temperature 85°C (DC coil)
- WG version: product in accordance to IEC 60335-1
- Reflow version: for THR (Through-Hole Reflow) soldering process



F0144-C



**Typical applications**

Boiler control, timers, garage door control, POS automation, interface modules

**Approvals**

VDE Cert. No. 40007571, cULus E214025, cCSAus 1142018  
CQC 20002275223 (China production), CQC 08001027262 (China production), CQC 18002197247 (monostable)

Technical data of approved types on request

Contact Data	12A	16A
Contact arrangement	1 form C (CO) or 1 form A (NO)	
Rated voltage	250VAC	
Max. switching voltage	400VAC	
Rated current	12A	16A
Limiting continuous current	12A	16A, UL: 20A
Limiting making current max. 4s, duty factor 10%	25A	30A
Breaking capacity max.	3000VA	4000VA
Contact material	AgNi 90/10, AgNi 90/10 gold plated	
Frequency of operation, with/without load		
DC coil	360/72000h <sup>-1</sup>	
AC coil	360/36000h <sup>-1</sup>	
Operate/release time max., DC coil	8/6ms	
Bounce time max., DC coil, form A/form B	4/6ms	
Electrical endurance	see electrical endurance graph <sup>1)</sup>	

**Contact ratings**

Type	Contact	Load	Cycles
<b>IEC 61810</b>			
RT314 DC-coil	A (NO)	16A, 250VAC, cosφ=1, 85°C	30x10 <sup>3</sup>
RT314 DC-coil	C (CO)	16A, 250VAC, cosφ=1, 85°C	10x10 <sup>3</sup>
RT314 DC-coil	A (NO)	10A, 400VAC, cosφ=1, 85°C	150x10 <sup>3</sup>
RT114 DC-coil	A (NO)	12A, 250VAC, cosφ=1, 85°C	50x10 <sup>3</sup>
RT114 AC-coil	A (NO)	12A, 250VAC, cosφ=1, 70°C	100x10 <sup>3</sup>
<b>UL 61810-1 (former UL 508)</b>			
RT314	A/B (NO/NC)	20A, 250VAC, general purpose, 85°C	6x10 <sup>3</sup>
RT334	A (NO)	16A, 250VAC, gen. purpose, 85°C	50x10 <sup>3</sup>
RT314	A (NO)	1hp, 240VAC, 40°C	1x10 <sup>3</sup>
RT314	A (NO)	FLA/LRA, 4.5/13.1A, 480VAC, 70°C	100x10 <sup>3</sup>
<b>EN60947-4-1</b>			
RT314	A (NO)	250V/2A, AC-3	6.050

**Contact Data (continued)**

<b>EN60947-5-1</b>			
RT314 DC-coil	A/B (NO/NC)	2A, 24VDC, DC13	6.050
RT314	A (NO)	250/3A, AC-15	6.050
<b>EN60730-1</b>			
RT314 DC-coil	A (NO)	12(2)A, 250VAC, 85°C	100x10 <sup>3</sup>

1) For reflow solderable versions: actual contact performance may be influenced by the reflow soldering process.

**Mechanical endurance**

DC coil	>30x10 <sup>6</sup> operations
AC coil	>10x10 <sup>6</sup> operations
AC coil, reflow version	>5x10 <sup>6</sup> operations

**Coil Data**

Coil voltage range, DC coil/ AC coil	5 to 110VDC / 24 to 230VAC
Operative range, IEC 61810	2
Coil insulation system according UL	class F

**Coil versions, DC coil**

Coil code	Rated voltage VDC	Operate voltage VDC	Release voltage VDC	Coil resistance Ω±10% <sup>2)</sup>	Rated coil power mW
005	5	3.5	0.5	62	403
006	6	4.2	0.6	90	400
009	9	6.3	0.9	200	400
012	12	8.4	1.2	360	400
018	18	12.6	1.8	770	420
020	20	14.0	2.0	952	420
024	24	16.8	2.4	1440	400
048	48	33.6	4.8	5520	417
060	60	42.0	6.0	8570 <sup>2)</sup>	420
110	110	77.0	11.0	28800 <sup>2)</sup>	420

2) Coil resistance ±12%.

All figures are given for coil without pre-energization, at ambient temperature +23°C.

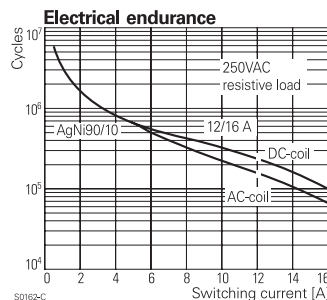
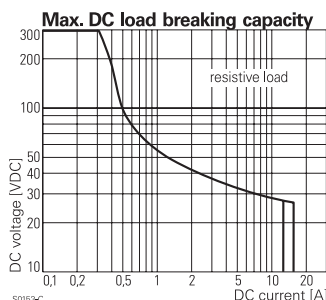
Other coil voltages on request.

**Coil versions, AC coil 50/60 Hz**

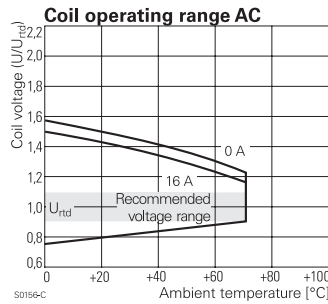
Coil code	Rated voltage VAC	Operate voltage VAC	Release voltage VAC	Coil resistance Ω±15% <sup>3)</sup>	Rated coil power VA
524	24	18.0	3.6	350 <sup>3)</sup>	0.76
548	48	36.0	7.2	1420	0.74
615	115	86.3	17.3	8100	0.76
620	120	90.0	18.0	8800	0.75
700	200	150.0	30.0	24350	0.76
730	230	172.5	34.5	32500	0.74

3) Coil resistance ±10%.

All figures are given for coil without pre-energization, at ambient temperature +23°C, 50 Hz. Other coil voltages on request.



**Power PCB Relay RT1** (Continued)



**Other Data** (continued)

Terminal type	standard version	PCB-THT, plug-in
	reflow version	PCB-THR
Mounting distance		AC coil: ≥2.5mm
Weight		14g
Resistance to soldering heat	THT, IEC 60068-2-20	
	RTII	270°C/10s
	RTIII	260°C/5s
Resistance to soldering heat	THR	
	reflow soldering (for reflow version)	forced gas convection <sup>4)</sup> or vapour phase <sup>5)</sup>
		temperature profile according EN61730
Packaging/unit		tube/20 pcs., box/500 pcs.

4) infrared heating not allowed  
5) recommended fluid LS/230

**Insulation Data**

Initial dielectric strength	
between open contacts	1000V <sub>rms</sub>
between contact and coil	5000V <sub>rms</sub>
Clearance/creepage	
between contact and coil	≥10/10mm
Material group of insulation parts	IIIa
Tracking index of relay base	PTI 250V
reflow version	PTI 175V

**Accessories**

For details see datasheet [Accessories Industrial Power Relay RT](#)

NOTE: indicated contact ratings and electrical endurance data for direct wiring of relays (according IEC 61810-1); for relays mounted on sockets deratings may apply.

**Other Data**

Material compliance: EU RoHS/ELV, China RoHS, REACH, Halogen content refer to the Product Compliance Support Center at [www.te.com/customersupport/rohssupportcenter](http://www.te.com/customersupport/rohssupportcenter)

Resistance to heat and fire	
WG version or Reflow version	according EN60335, par30
Ambient temperature	
DC coil	-40 to 85°C
AC coil	-40 to 70°C
Category of environmental protection, IEC 61810	
standard version	RTII - flux proof, RTIII - wash tight
reflow version	RTII - flux proof
Vibration resistance (functional)	
form A/form B contact, 30 to 500Hz	20g/5g
Shock resistance (destructive)	100g

**PCB layout / terminal assignment**

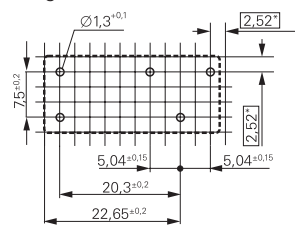
Bottom view on solder pins

12A, pinning 3.5mm



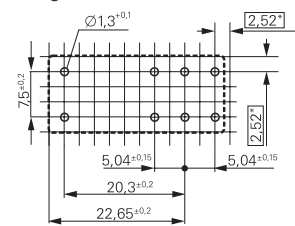
S0418-CB

12A, pinning 5mm



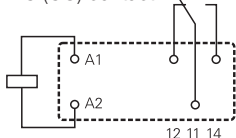
S0418-CN

16A, pinning 5mm



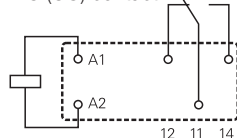
S0418-CA

1 form C (CO) contact



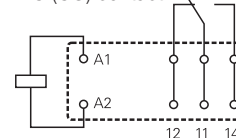
S0163-BG

1 form C (CO) contact



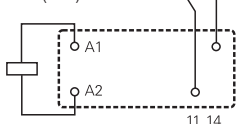
S0163-BC

1 form C (CO) contact



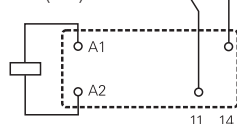
S0163-BE

1 form A (NO) contact



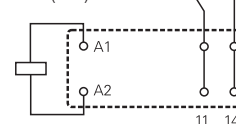
S0163-BH

1 form A (NO) contact



S0163-BD

1 form A (NO) contact

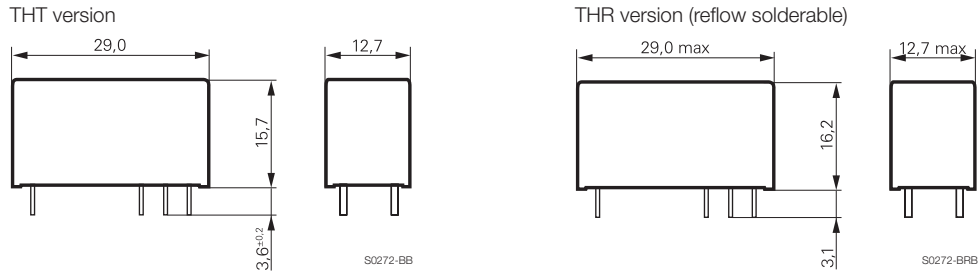


S0163-BF

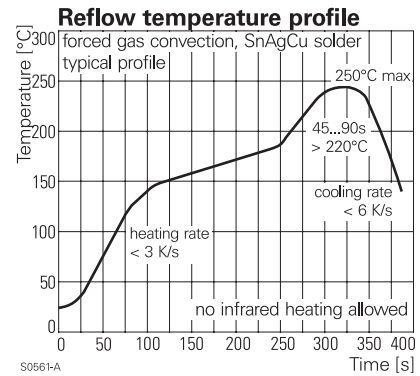
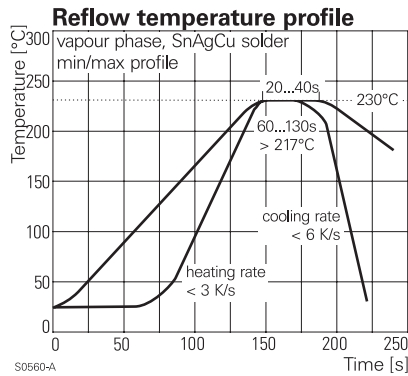
\*) With the recommended PCB hole sizes a grid pattern from 2.5mm to 2.54mm can be used.

**Power PCB Relay RT1 (Continued)**

**Dimensions**



**Process conditions for Reflow soldering**  
according to EN61760-1



**Product code structure**

Typical product code **RT 3 1 4 024**

<b>Type</b>	RT Power PCB Relay RT1
<b>Version</b>	<ul style="list-style-type: none"> <li><b>1</b> 12A, pinning 3.5mm, flux proof</li> <li><b>2</b> 12A, pinning 5mm, flux proof</li> <li><b>3</b> 16A, pinning 5mm, flux proof</li> <li><b>B</b> 12A, pinning 3.5mm, wash tight</li> <li><b>C</b> 12A, pinning 5mm, wash tight</li> <li><b>D</b> 16A, pinning 5mm, wash tight</li> </ul>
<b>Contact arrangement</b>	<ul style="list-style-type: none"> <li><b>1</b> 1 form C (CO) contact</li> <li><b>3</b> 1 form A (NO) contact</li> </ul>
<b>Contact material</b>	<ul style="list-style-type: none"> <li><b>4</b> AgNi 90/10</li> <li><b>5</b> AgNi 90/10 gold plated (for type RT31.)</li> </ul>
<b>Coil</b>	Coil code: please refer to coil versions table
<b>Version</b>	<ul style="list-style-type: none"> <li><b>Blank</b> Standard version</li> <li><b>WG</b> Product in accordance with IEC 60335-1 (domestic appliances)</li> <li><b>R</b> Reflow solderable</li> </ul>

Power PCB Relay RT1 (Continued)

Product code	Version	Contacts	Contact material	Coil	Version	Part Number		
						Austria	China	
RT114009	12A, pinning 3.5mm, flux proof	1 form C (CO) contact	AgNi 90/10	9VDC	Standard	1393239-9	1-1649326-2	
RT114012				12VDC		1419108-1	1-1649326-3	
RT114012WG				12VDC	IEC60335-1 compliant	7-1415538-6		
RT114024				24VDC	Standard	1-1393239-3	1-1649326-5	
RT114024WG				24VDC	IEC60335-1 compliant	1415539-4		
RT114730				230VAC	Standard	1-1393239-9		
RT115024			AgNi 90/10 gold pl.	24VDC		2-1393239-1	3-1833000-9	
RT134012			1 form A (NO) contact	AgNi 90/10		12VDC	2-1393239-6	3-1649326-1
RT134024	12A, pinning 5mm, flux proof	1 form C (CO) contact		24VDC		3-1393239-0	3-1649326-3	
RT214012				12VDC		5-1393239-4	1-1649327-3	
RT214024				24VDC		5-1393239-5	1-1649327-5	
RT214524				24VAC		5-1393239-9		
RT214730	16A, pinning 5mm, flux proof			230VAC		1419108-6		
RT314005				5VDC		9-1393239-1	1-1649328-0	
RT314006				6VDC		9-1393239-3	1-1649328-1	
RT314009				9VDC		9-1393239-4		
RT314012				12VDC		9-1393239-5	1-1649328-3	
RT314012R				12VDC		Reflow solderable	4-1415543-6	
RT314012WG				12VDC	IEC60335-1 compliant	8-1415535-6	5-1833002-0	
RT314018				18VDC	Standard	9-1393239-7	1-1649328-4	
RT314024				24VDC		9-1393239-8	1-1649328-5	
RT314024WG				24VDC		IEC60335-1 compliant	1415538-7	5-1833002-1
RT314048				48VDC		1393240-1	1-1649328-6	
RT314060				60VDC		Standard	1-1649328-7	1-1649328-7
RT314110				110VDC		1393240-3		
RT314524				24VAC			1393240-4	
RT314548				48VAC		1393240-5		
RT314615				115VAC			1393240-6	
RT314730				230VAC		1393240-7		
RT314730WG				230VAC		IEC60335-1 compliant	4-1415538-0	
RT315024			AgNi 90/10 gold pl.	24VDC		1-1393240-4	3-1833002-7	
RT334009WG			1 form A (NO) contact	AgNi 90/10		9VDC	IEC60335-1 compliant	3-1415538-1
RT334012				12VDC		Standard	4-1393240-5	3-1649328-1
RT334012WG				12VDC		IEC60335-1 compliant	1-1415527-1	5-1833002-2
RT334024				24VDC		Standard	4-1393240-8	3-1649328-3
RT334048				48VDC			5-1393240-0	3-1649328-4
RTB14005	12A, pinning 3.5mm, wash tight	1 form C (CO) contact		5VDC		1-1393238-2	1649326-1	
RTB14012				12VDC		1-1393238-5	1649326-4	
RTB14024				24VDC		1-1393238-9	1649326-6	
RTB14524				24VAC		2-1393238-4		
RTB34012	12A, 5mm, wash	1 form A (NO)		12VDC		3-1393238-0	2-1649326-2	
RTC14024		1 form C (CO) contact		24VDC		5-1393238-0	1649327-6	
RTD14005	16A, pinning 5mm, wash tight			5VDC		5-1393238-9	1649328-1	
RTD14012				12VDC		6-1393238-2	1649328-4	
RTD14024				24VDC		6-1393238-8	1649328-6	
RTD14048				48VDC		6-1393238-9	1649328-7	
RT114048	12A, pinning 3.5mm, flux proof			48VDC			1-1649326-6	
RT214005	12A, pinning 5mm, flux proof			5VDC			1-1649327-0	
RT234012				12VDC			1-1649327-3	
RT234024	12A, pinning 3.5mm, wash tight			24VDC	IEC 60335-1 compliant standard		1-1649327-5	
RTB14048				48VDC			1649326-7	
RTB34005	16A, pinning 5mm, wash tight			5VDC			1-1649326-9	
RTD14060				60VDC			1649328-8	
RTD34012		1 form A (NO) contact		12VDC			2-1649328-2	
RTD34024WG				24VDC			3-1649328-7	
RTD34015				15VDC			4-1833002-0	
RTD34024				24VDC			2-1649328-4	

This list represents the most common types and does not show all variants covered by this datasheet.  
Other types on request

单击下面可查看定价，库存，交付和生命周期等信息

[>>TE Connectivity\(泰科\)](#)