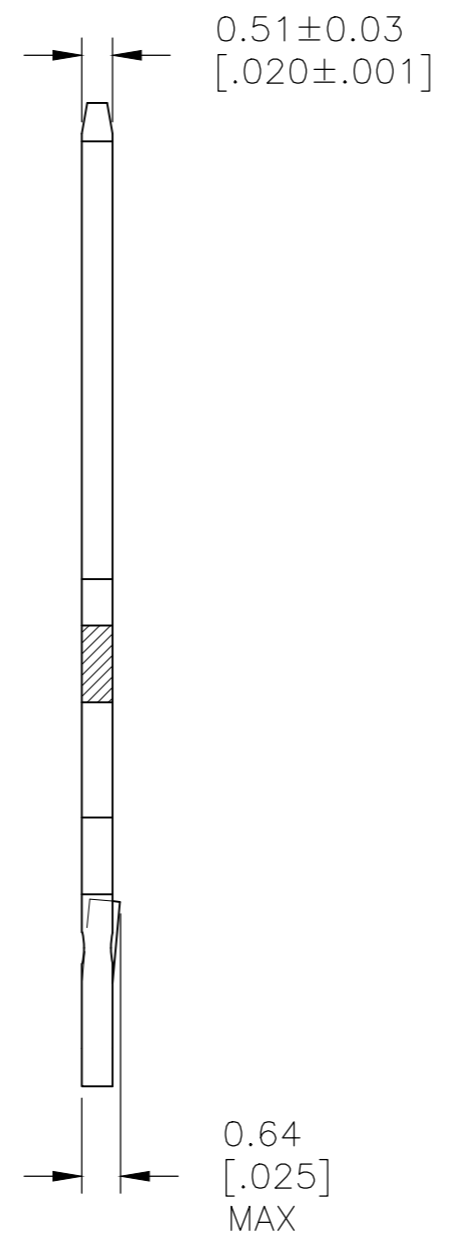
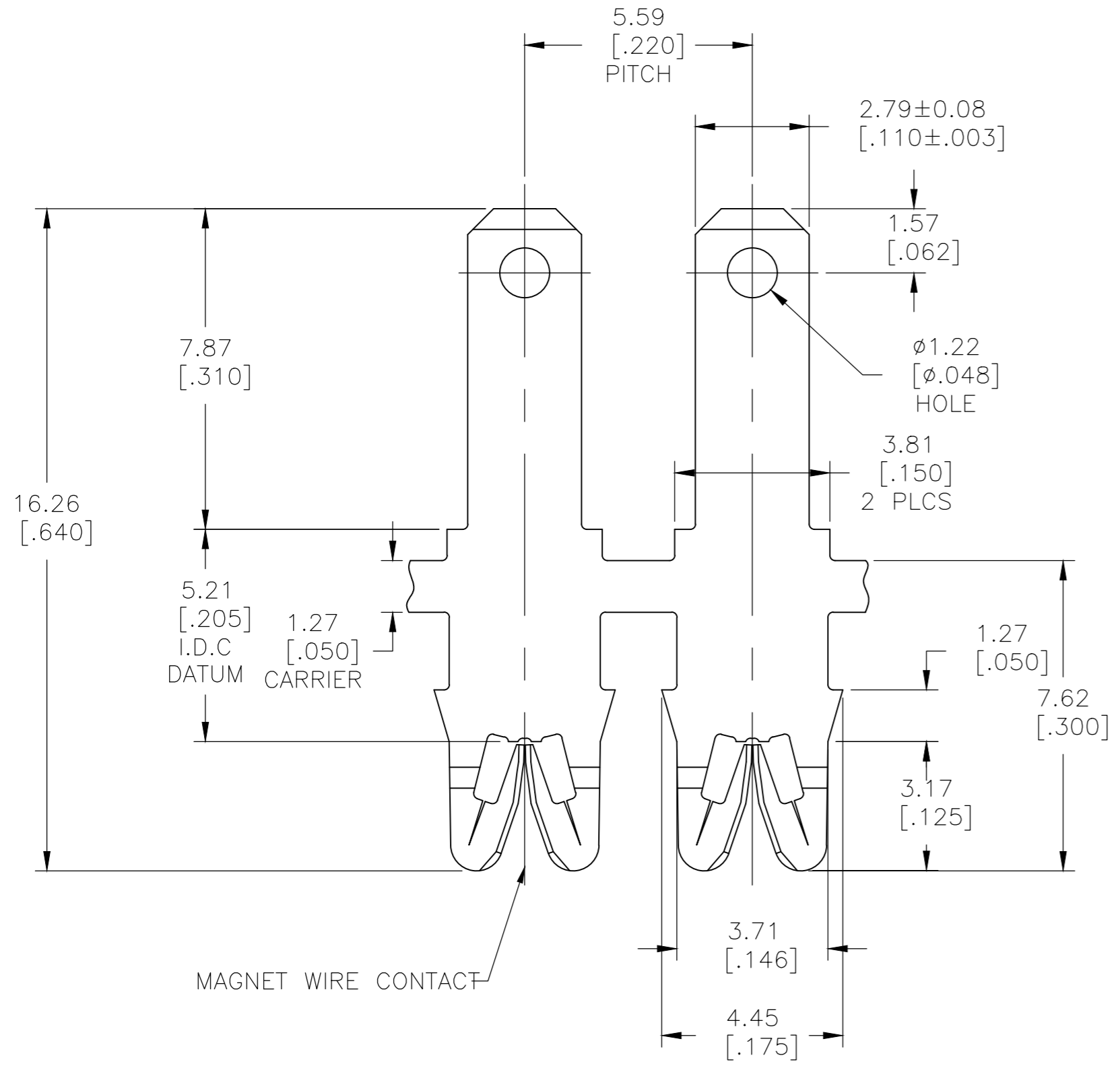
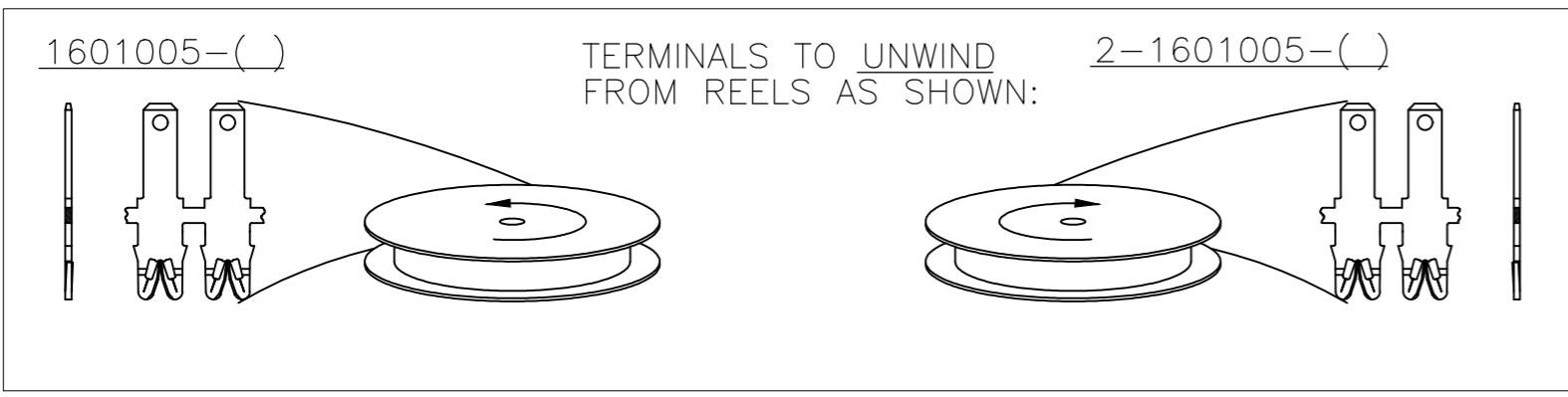
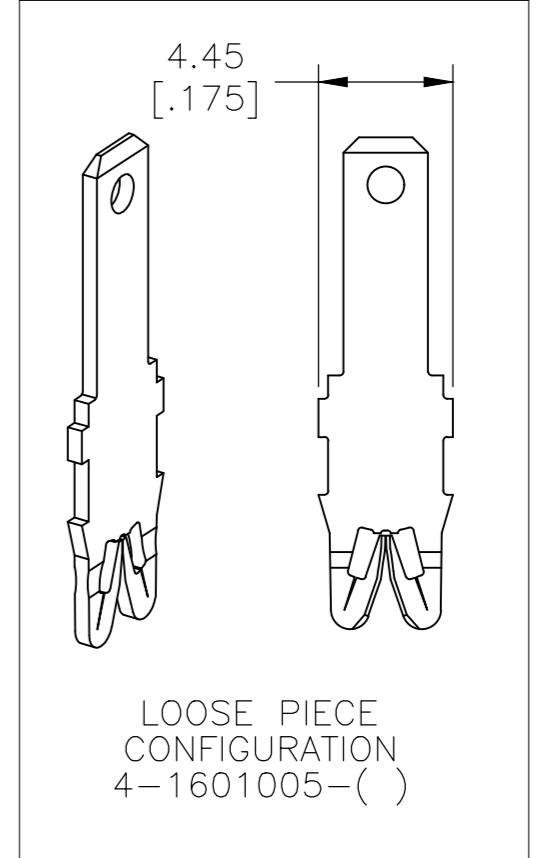


THIS DRAWING IS UNPUBLISHED. RELEASED FOR PUBLICATION
 © COPYRIGHT - By - ALL RIGHTS RESERVED.

REVISIONS				
P	LTR	DESCRIPTION	DATE	APVD
D6		REVISED PER ECR-19-007141	3SEP2019	JH PKS



- SPECIFICATIONS:
MAGNET WIRE #18-#34 AWG. 0.16-1.02 [.006-.040] DIA COPPER. OTHER SIZES MAY BE ACCOMMODATED, CONSULT TYCO ELECTRONICS FOR APPROVAL.
- POCKET RECOMMENDATION: #1601425.
ALTERNATE POCKET #1601421.
- NOTES: TERMINALS SUPPLIED ON REELS, CAN BE SUPPLIED LOOSE PIECE.
- COATED OVERALL WITH VARNISH RESIST WHEN INDICATED IN TABLE BELOW.
- TERMINAL TO BE APPLIED PER TYCO ELECTRONICS SPECIFICATION 114-13166 FIGURE 7.
- TWO(2) TERMINALS SHOWN FOR ILLUSTRATION PURPOSES ONLY.
- PRE-PRODUCTION - F.A.S.R REQUIRED



OBSOLETE
OBSOLETE

PRE TIN PLATE	-	4-1601005-2
UNPLATED	-	4-1601005-1
UNPLATED	-	1601005-3
PRE TIN PLATE	131-012-002	1601005-2
UNPLATED	131-012-000	1601005-1
FINISH	REFERENCE PART NUMBER	TE PART NUMBER
THIS DRAWING IS A CONTROLLED DOCUMENT.		
DIMENSIONS: mm [INCHES] TOLERANCES UNLESS OTHERWISE SPECIFIED: 0 PLC ± - 1 PLC ± - 2 PLC ± 0.13[.005] 3 PLC ± - 4 PLC ± - ANGLES ± 2°		DWN J.WELLER 11JAN2002 CHK M.FEHER 11JAN2002 APVD K.RANDOLPH 11JAN2002 PRODUCT SPEC 108-2085 APPLICATION SPEC 5
MATERIAL: BRASS, SPRING HARD		FINISH: SEE TABLE
WEIGHT: 0.000000		SCALE: 1:1
CUSTOMER DRAWING		SHEET: 1 OF 1
SIZE: A2		REV: D6
CAGE CODE: 00779		DRAWING NO: C=1601005
NAME: STANDARD RANGE WIRE TO 2.79 X 0.51 BARB SIAMEZE TERMINAL		RESTRICTED TO: -
TE Connectivity		

单击下面可查看定价，库存，交付和生命周期等信息

[>>TE Connectivity\(泰科\)](#)