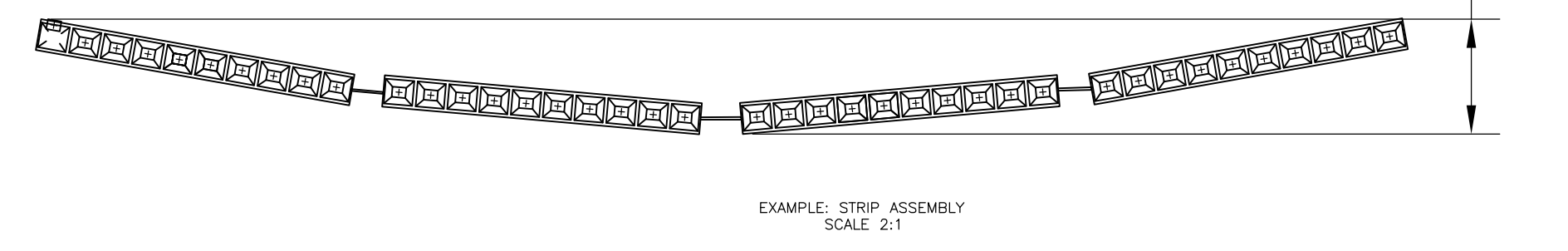
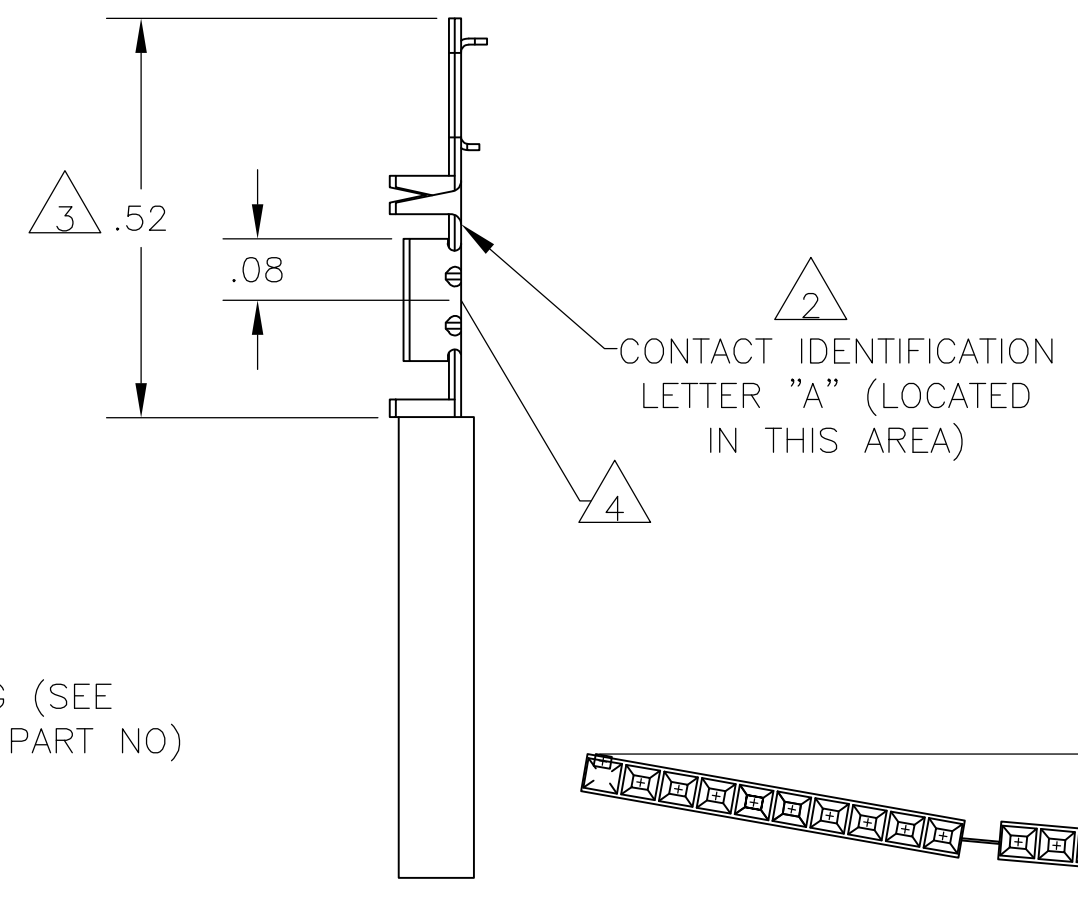
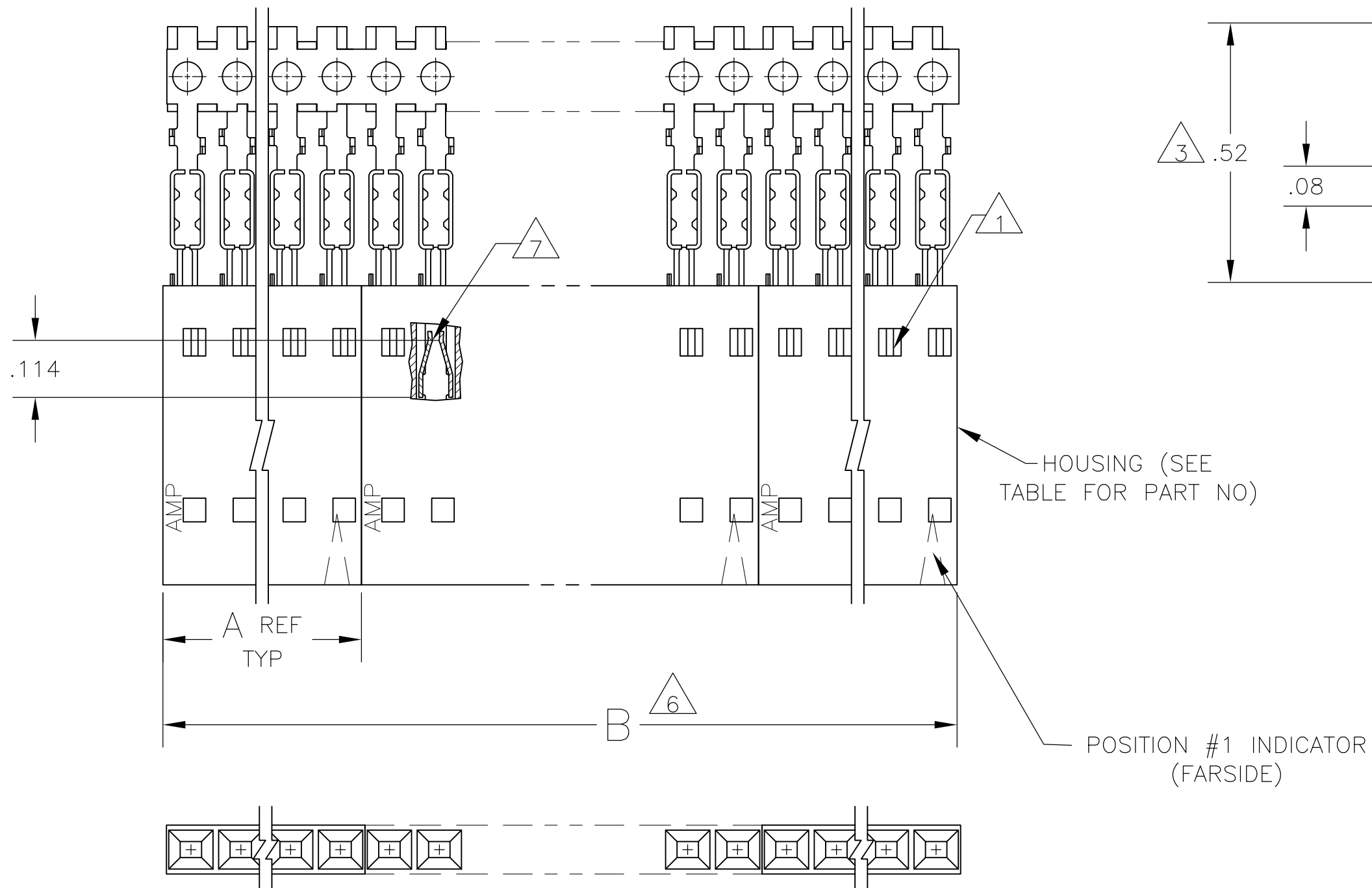


THIS DRAWING IS UNPUBLISHED. RELEASED FOR PUBLICATION
 © COPYRIGHT BY TYCO ELECTRONICS CORPORATION. ALL RIGHTS RESERVED.

LOC	DIST	REVISIONS			
P	LTR	DESCRIPTION	DATE	DWN	APVD
	K	EC 0G3C 0760 04	23DEC04	BSV	-
	K1	REVISED PER ECO-09-020774	26AUG09	KK	AEG



EXAMPLE: STRIP ASSEMBLY
SCALE 2:1

14	OBSOLETE	13	2	2.40	1.198	1-103688-1	12	6-103978-1
14	OBSOLETE	13	2	2.20	1.098	1-103688-0	11	6-103978-0
14	OBSOLETE	13	2	2.00	.998	103688-9	10	5-103978-9
14	OBSOLETE	13	2	1.80	.898	103688-8	9	5-103978-8
14	OBSOLETE	13	2	1.60	.798	103688-7	8	5-103978-7
14	OBSOLETE	13	2	1.40	.698	103688-6	7	5-103978-6
14	OBSOLETE	13	4	2.39	.598	103688-5	6	5-103978-5
		13	4	1.99	.498	103688-4	5	5-103978-4
		13	5	1.99	.398	103688-3	4	5-103978-3
		13	8	2.40	.298	103688-2	3	5-103978-2
		13	10	2.00	.198	103688-1	2	5-103978-1
		10	5	1.99	.398	103688-3	4	11-103978-2
14	OBSOLETE	9	2	2.40	1.198	1-103688-1	12	1-103978-1
14	OBSOLETE	9	2	2.20	1.098	1-103688-0	11	1-103978-0
14	OBSOLETE	9	2	2.00	.998	103688-9	10	103978-9
14	OBSOLETE	9	2	1.80	.898	103688-8	9	103978-8
		9	2	1.60	.798	103688-7	8	103978-7
14	OBSOLETE	9	2	1.40	.698	103688-6	7	103978-6
14	OBSOLETE	9	4	2.39	.598	103688-5	6	103978-5
		9	4	1.99	.498	103688-4	5	103978-4
		9	5	1.99	.398	103688-3	4	103978-3
		9	8	2.40	.298	103688-2	3	103978-2
		9	10	2.00	.198	103688-1	2	103978-1
PLATING	6	B	A	HOUSING PART NUMBER	NO OF POSN	ASSEMBLY PART NUMBER ON STRIP		

- 1 CONTACTS ARE LATCHED INTO THE PRELOAD WINDOWS
- 2 USE WITH #26-#30 AWG WIRE SIZE, .054/.030 INSULATION DIAMETER, .015 MAXIMUM INSULATION THICKNESS
- 3 THE DIMENSION APPLIES WITH THE FORWARD PRELOAD STOP IN CONTACT WITH THE HOUSING SURFACE
- 4 POINT OF MEASUREMENT FOR PLATING THICKNESS
- 5 FOR INDIVIDUAL ASSEMBLIES SEE PART NUMBER 103684
- 6 ASSEMBLIES ARE JOINED BY THE CARRIER STRIP. ORDER QUANTITY REFLECTS TOTAL NUMBER OF INDIVIDUAL ASSEMBLIES REQUIRED. SEE TABLE FOR NUMBER OF ASSEMBLIES PER STRIP.
- 7 POINT OF MEASUREMENT FOR PLATING THICKNESS (INSIDE BEAMS)
- 8 MAXIMUM ALLOWABLE BOW OF ASSEMBLY NOT TO EXCEED .055.
- 9 CONTACTS: .000015 GOLD IN THE CONTACT AREA, .000050-.000100 BRIGHT TIN-LEAD ON THE TERMINATION AREA, ALL OVER .000050 NICKEL.
- 10 CONTACTS: .000015 GOLD IN THE CONTACT AREA, .000050-.000100 BRIGHT TIN ON THE TERMINATION AREA, ALL OVER .000050 NICKEL.
- 11 PRELIMINARY PART-NOT RELEASED FOR PRODUCTION.
- 12 HOUSING MATERIAL: FLAME RETARDANT THERMOPLASTIC, COLOR BLACK.
- 13 CONTACTS: .000015 GOLD IN THE CONTACT AREA, .000050-.000100 MATTE TIN ON THE TERMINATION AREA, ALL OVER .000050 NICKEL.
- 14 OBSOLETE PARTS: OBSOLETE CIS STREAMLINING PER D.RENAUD/D.SINISI

THIS DRAWING IS A CONTROLLED DOCUMENT. DWN 05 NOV 1986
 L. MAYER
 CHK 11-12-86
 P.C.DEJONG
 APVD 11-13-86
 P.C.DEJONG
 PRODUCT SPEC 108-25034
 APPLICATION SPEC 114-25026
 MATERIAL - 12
 FINISH SEE TABLE

TOLERANCES UNLESS OTHERWISE SPECIFIED:
 0 PLC ± -
 1 PLC ± -
 2 PLC ± .02
 3 PLC ± .005
 4 PLC ± -
 ANGLES ± -
 FINISH SEE TABLE

Tyco Electronics Tyco Electronics Corporation
 Harrisburg, Pa 17105-3608

RCPT ASSY, AMPMODU MTE, SINGLE
 ROW, .100 C/L
 FOR #26-#30 AWG WIRE SIZE, STRIP FORM

SIZE A2 CAGE CODE 00779 DRAWING NO C-103978 RESTRICTED TO -
 WEIGHT - SCALE 4:1 SHEET 1 OF 1 REV K1
 CUSTOMER DRAWING

单击下面可查看定价，库存，交付和生命周期等信息

[>>TE Connectivity\(泰科\)](#)