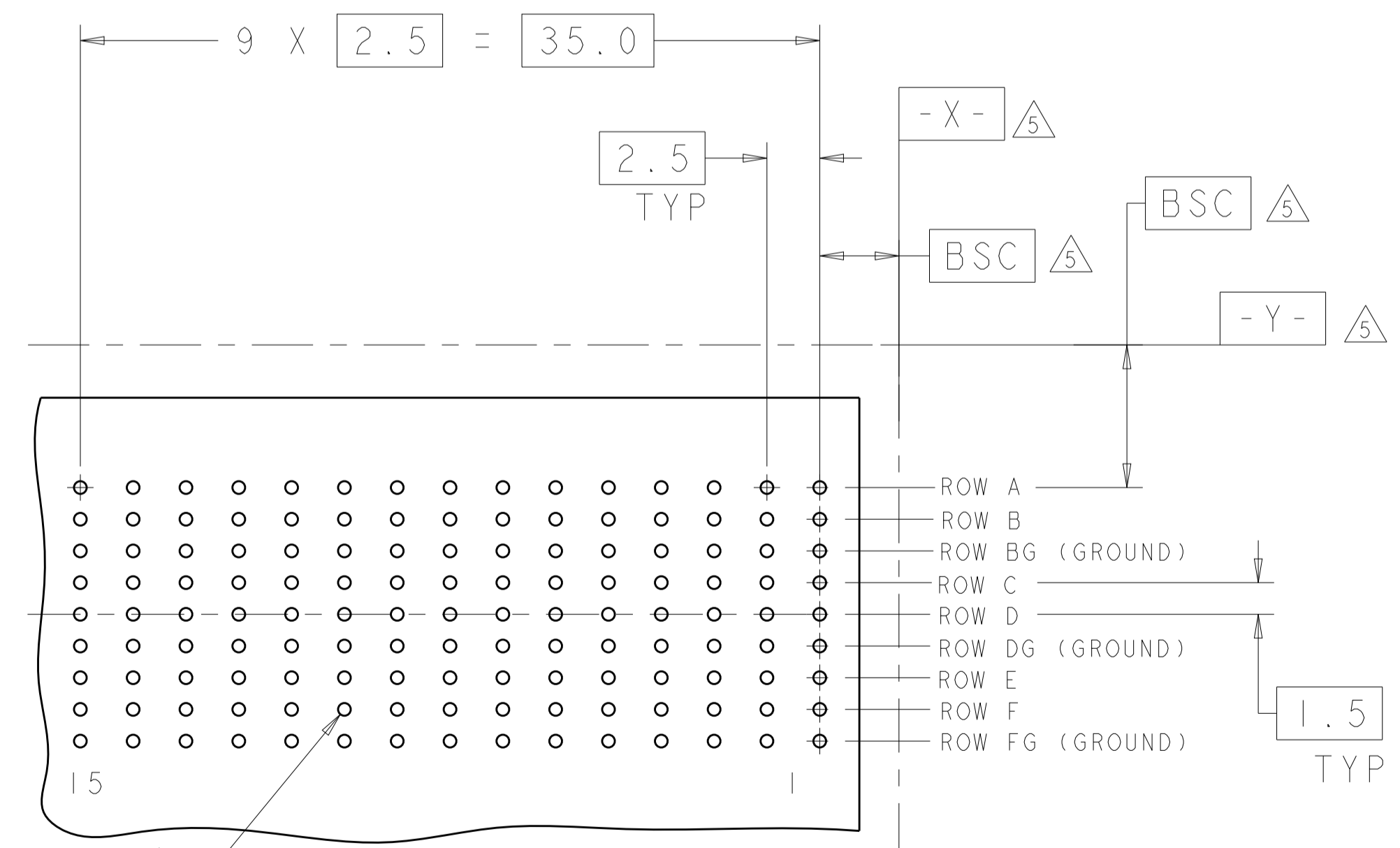
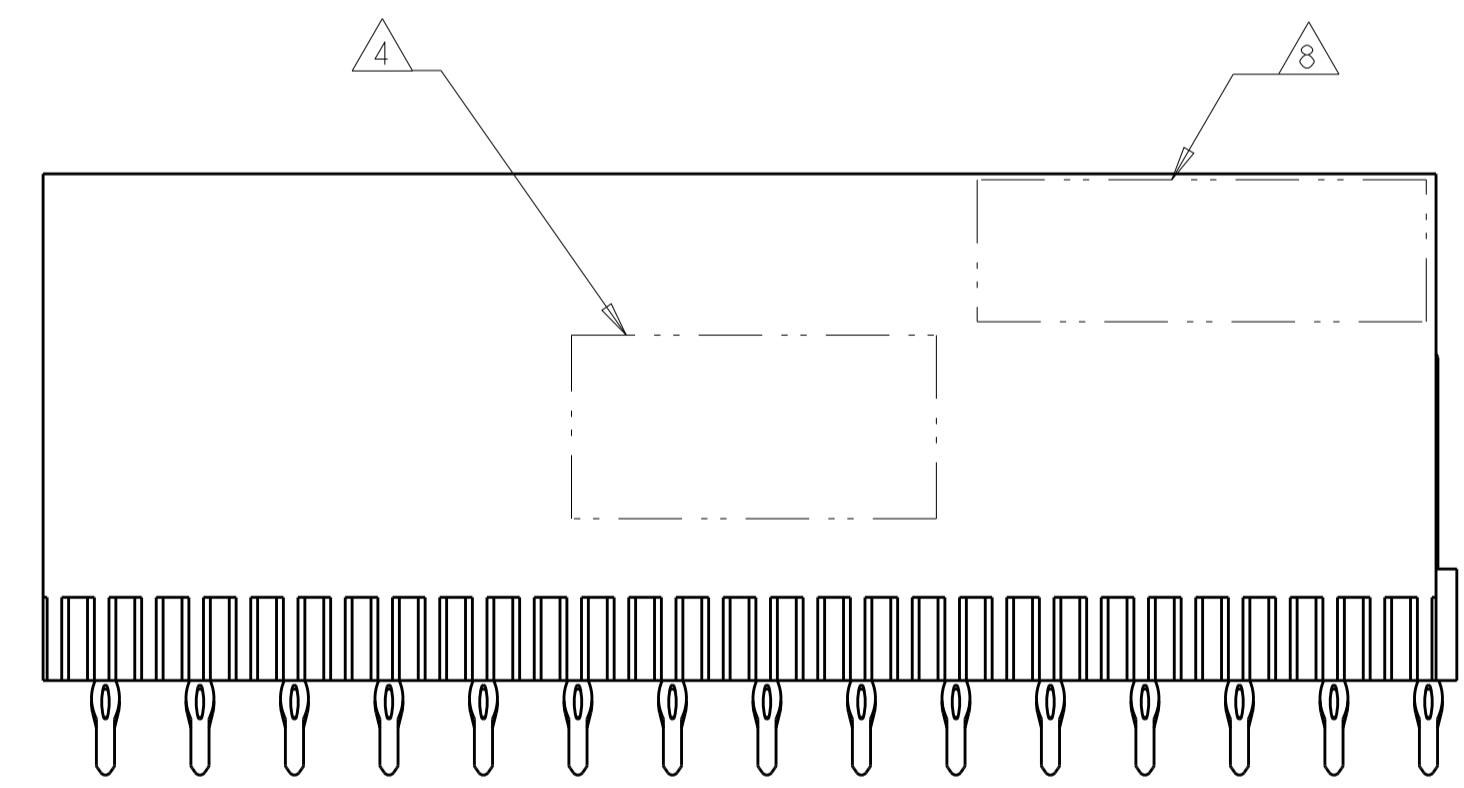
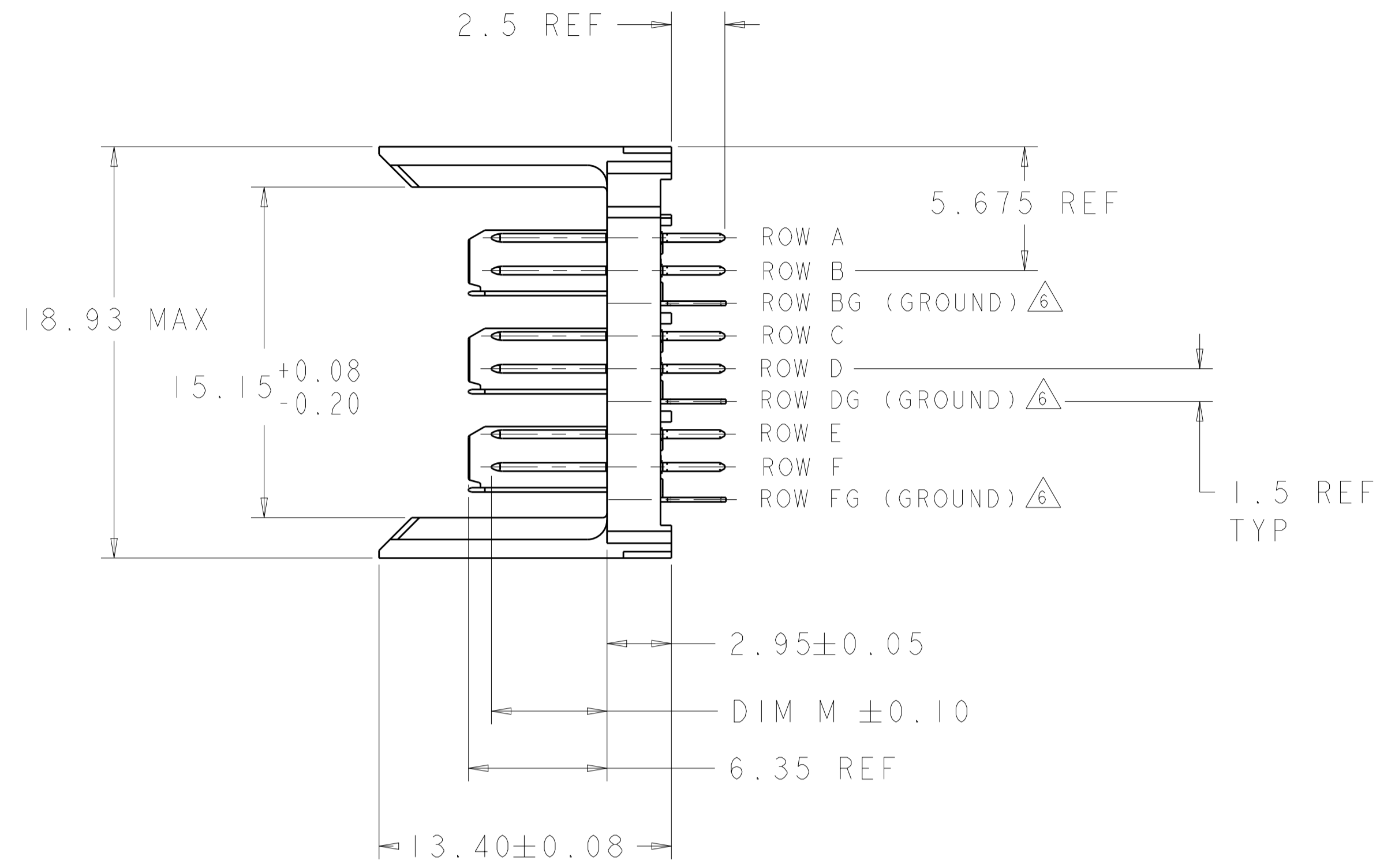
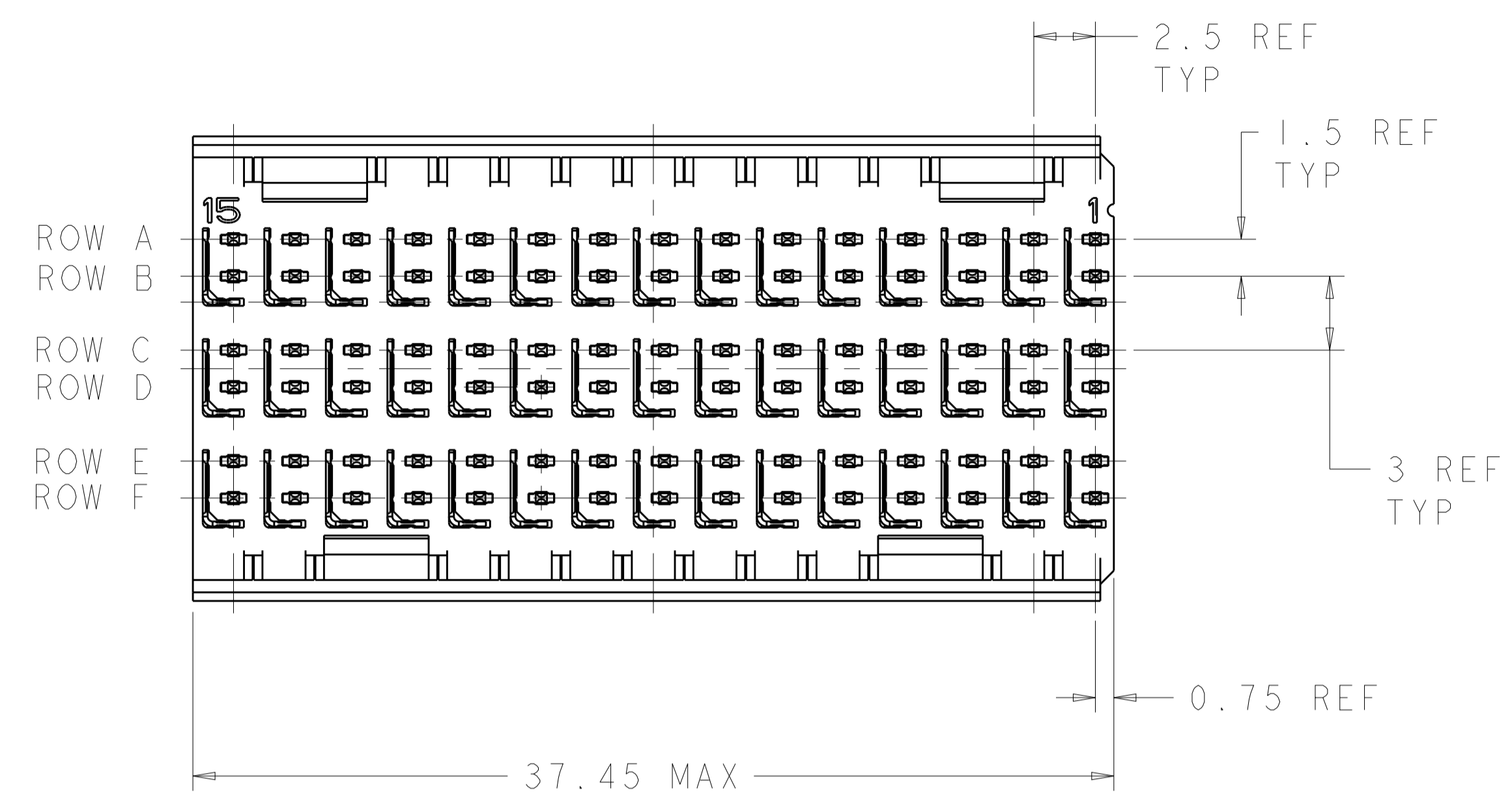


LOC		DIST		REVISIONS				
P	LTN	DESCRIPTION	DATE	DWN	APVD			
C		REVISED PER ECO-12-000118	17JAN2012	KH	DD			
D		REVISED PER ECO-18-018129	30SEP2019	AP	DS			



⊕ | ∅ 0.05 | X | Y
 ALL PLATED THRU HOLES

RECOMMENDED PC BOARD LAYOUT, BACKPLANE, COMPONENT SIDE SHOWN
 SCALE 4:1

- △ REFERENCE APPLICATION SPEC 114-13059 FOR RECOMMENDED PLATED THROUGH HOLE DIAMETER AND PLATING THICKNESSES.
- △ MATERIAL:
 CONTACT AND SHIELD - PHOSPHOR BRONZE
 HOUSING - GLASS FILLED POLYESTER, UL 94V-0.
- △ FINISH: SIGNAL AND GROUND CONTACTS:
 MATING AREA: MEETS THE PERFORMANCE REQUIREMENTS OF PRODUCT SPECIFICATION 108-2055; BASED ON TELCORDIA GR-1217-CORE, APPLICATIONS IN UNCONTROLLED ENVIRONMENTS
 COMPLIANT PIN AREA: 0.5 μm MIN MATTE TIN OVER BASE PLATING
- △ CONNECTOR MARKED WITH PART NUMBER AND DATE CODE.
- △ DATUMS AND BASIC DIMENSIONS ESTABLISHED BY CUSTOMER.
- △ THE THREE GROUNDS IN EACH COLUMN ARE COMMONED.
- 7. CONTACT AREA LUBRICATED WITH BELLCORE APPROVED LUBRICANT. TECHNICAL REFERENCE: GR-1217-CORE, ISSUE 1, NOVEMBER 1995.
- △ TE OR TE CONNECTIVITY LOGO IS LOCATED.

5.30	6469152-1
DIM M	PART NUMBER

THIS DRAWING IS A CONTROLLED DOCUMENT.		DWN B. CARBO 12DEC2006	TE Connectivity
DIMENSIONS:		CHK R. PATTERSON 12DEC2006	
TOLERANCES UNLESS OTHERWISE SPECIFIED:		APVD R. PATTERSON 12DEC2006	
mm		PRODUCT SPEC	
0 PLC	±	APPLICATION SPEC	NAME HEADER ASSEMBLY, 3 PAIR, 2.5mm TAIL, 37.5mm, HMZd
1 PLC	±	WEIGHT	
2 PLC	±	CUSTOMER DRAWING	SIZE CAGE CODE DRAWING NO A100779C-6469152
3 PLC	±	SCALE 5:1	SHEET 1 OF 1
4 PLC	±	REV D	
ANGLES	±		
FINISH	±		

单击下面可查看定价，库存，交付和生命周期等信息

[>>TE Connectivity\(泰科\)](#)