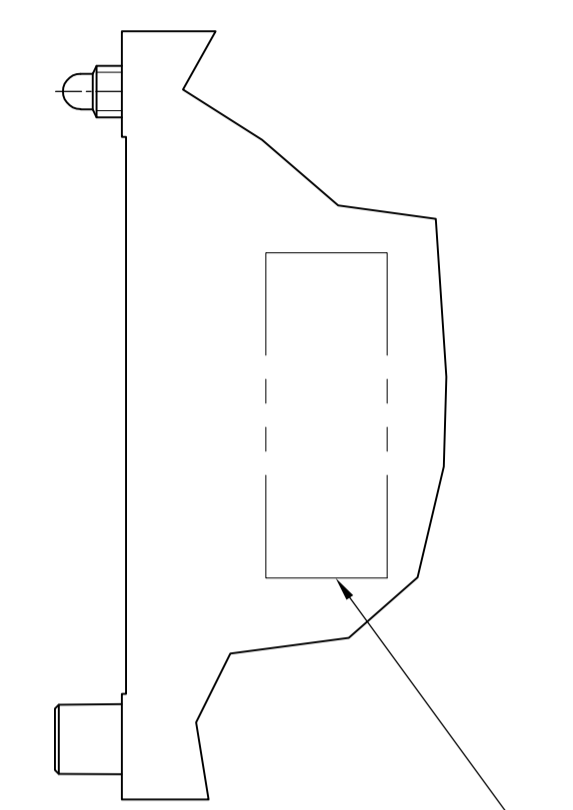
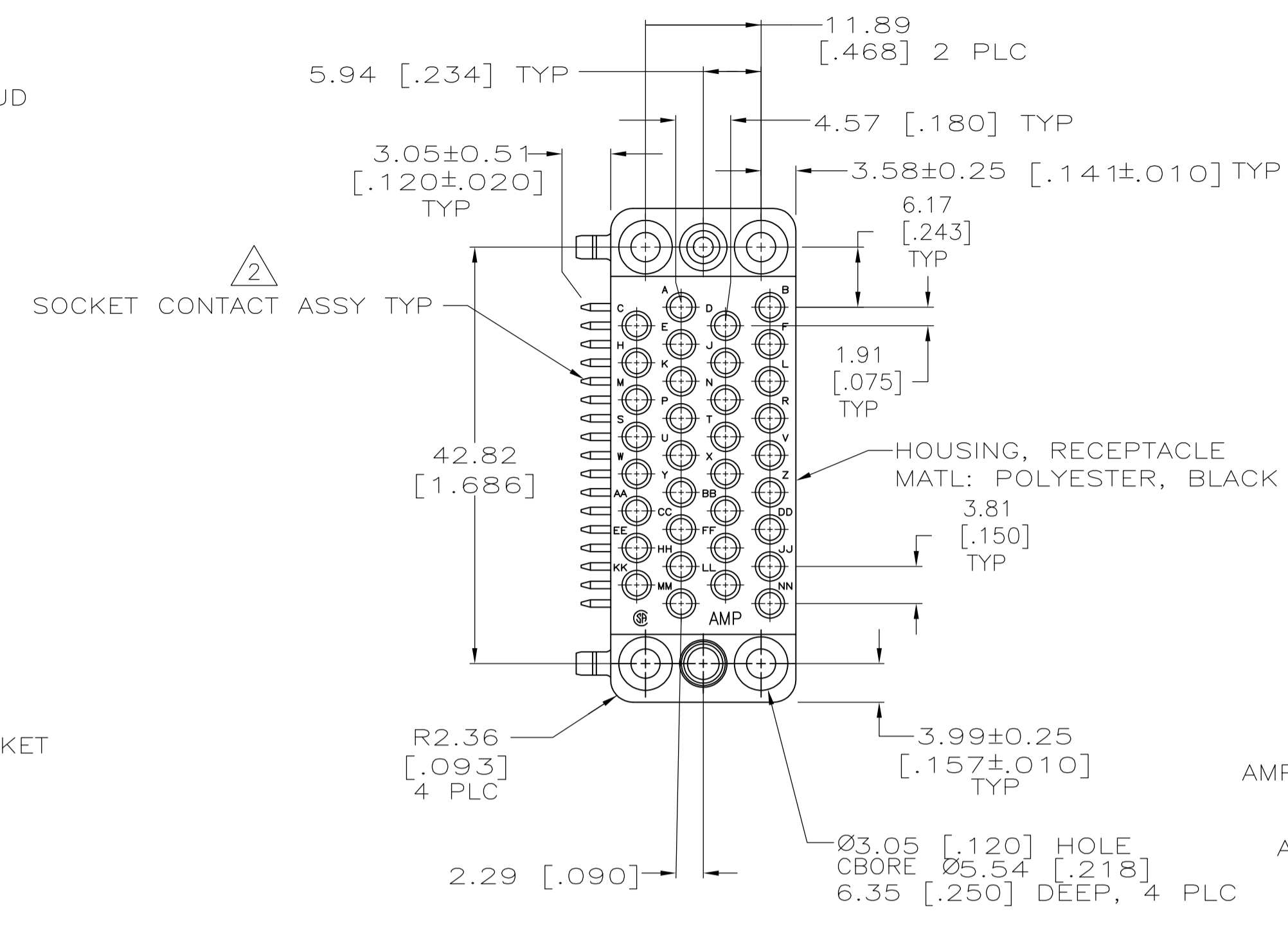
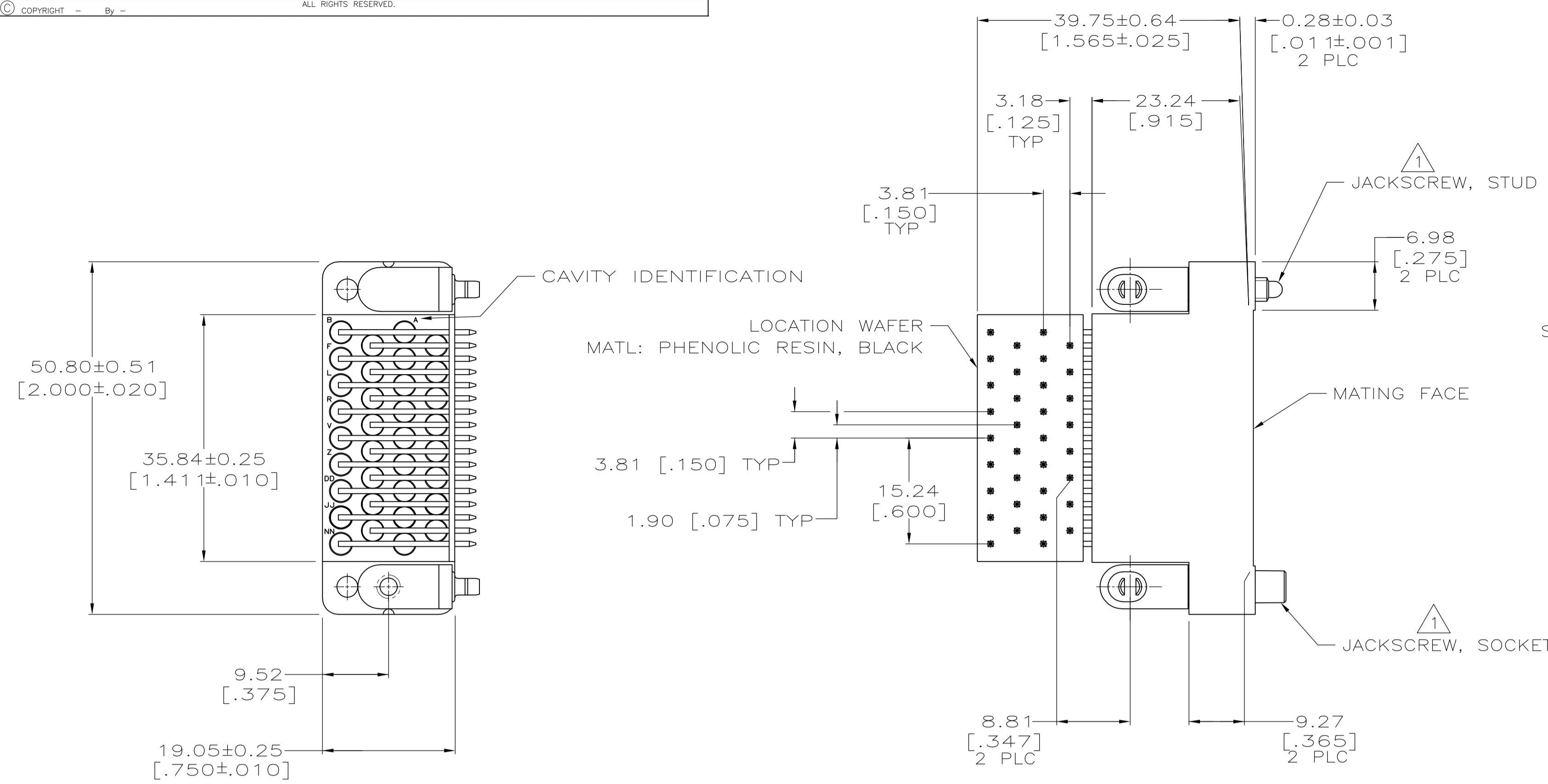
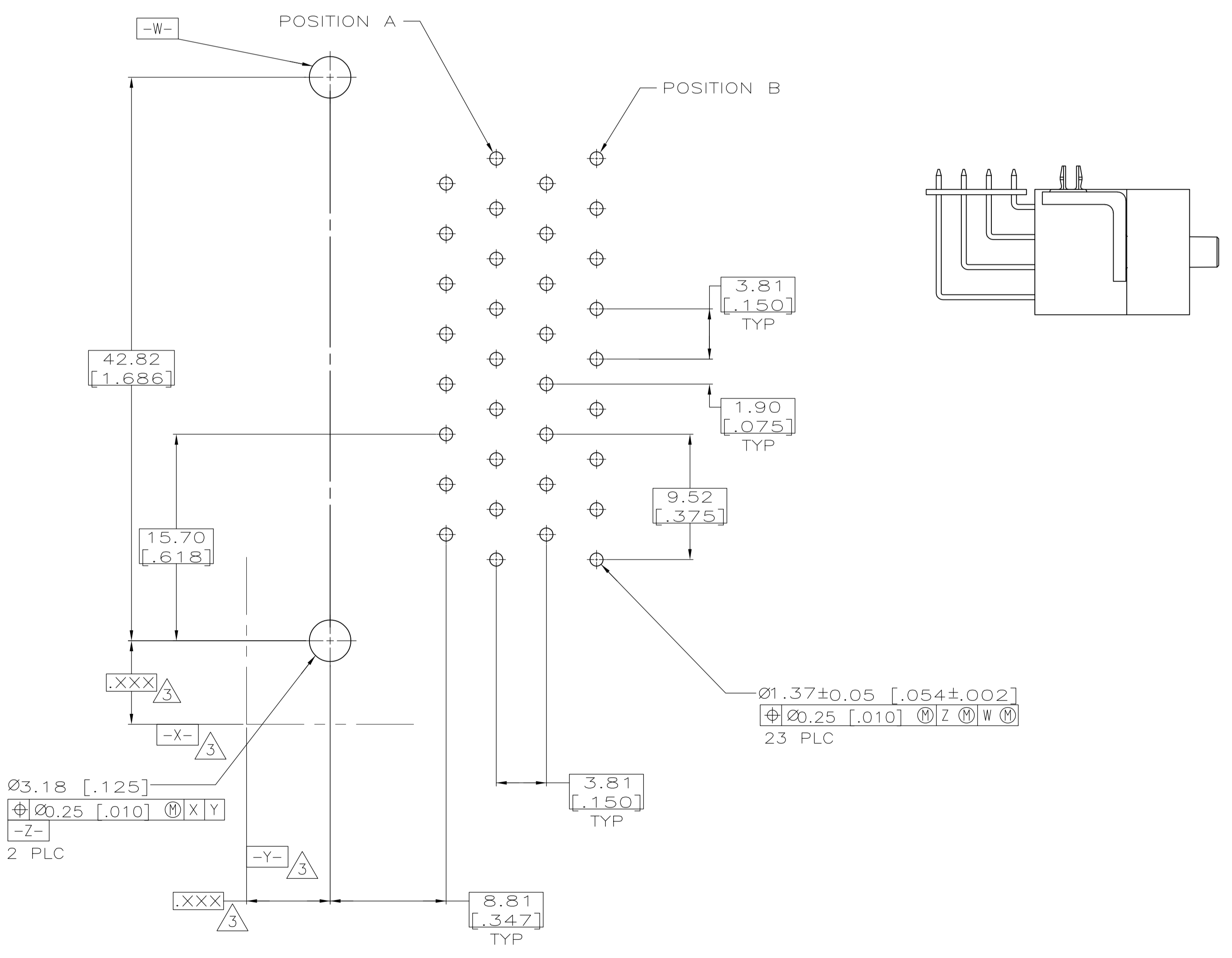


LOC		DIST		REVISIONS				
F	LTR	REVISED PER	ECO-	DESCRIPTION	DATE	DMN	APVD	
F2		REVISED PER	ECO-13-008672		02SEP13	KH	DR	



AMP, PART NUMBER, DATE CODE & COUNTRY OF ASSEMBLY IF NOT THE USA, INK STAMPED, APPROXIMATE LOCATION SHOWN.



RECOMMENDED PC BOARD LAYOUT SCALE 4:1

- 1 JACKSCREW, SOCKET AND STUD:
MATERIAL: ZINC PER QQ-Z-363.
FINISH: 3.81um [.000150] MIN TIN PER MIL-T-10727 OVER 3.81um [.000150] MIN NICKEL PER QQ-N-290 OVER 2.54um [.000100] MIN COPPER PER MIL-C-14550.
- 2 SOCKET CONTACT ASSEMBLY:
CONTACT MATERIAL: BRASS PER MIL-C-50.
FINISH: 0.76um [.000030] MIN GOLD PER MIL-G-45204 FOR A LENGTH OF 5.08 [.200] MIN FROM MATING END, 2.54um [.000100] MIN TIN PER MIL-T-10727 FOR A LENGTH OF 6.35 [.250] MIN FROM OPPOSITE END, BOTH OVER 1.27um [.000050] MIN NICKEL PER QQ-N-290.
SPRING MATERIAL: STAINLESS STEEL PER QQ-S-766.
POST MATERIAL: BRASS PER ASTM-B-134.
FINISH: 2.54um [.000100] MIN TIN PER MIL-T-10727 OVER 1.27um [.000050] MIN NICKEL PER QQ-N-290.
- 3 DATUMS AND BASIC DIMENSIONS ESTABLISHED BY CUSTOMER.
- 4 SELECT LOAD CIRCUITS A,B,C,D,E,F,H,J,K,L,N,P,R,S,T,U,V,W,X,Y,AA,BB AND NN.
- 5 SELECT LOAD CIRCUITS A,B,C,D,E,F,H,J,L,N,P,R,S,T,U,V,W,X,Y,AA,HH,KK AND NN.
- 6 SELECT LOAD CIRCUITS A,B,C,D,E,F,H,P,R,S,T,U,V,W,X,Y AND AA.
- 7 SELECT LOAD CIRCUITS A,B,C,D,E,F,H,P,R,S,T,U,V,W,X,Y,AA AND BB.
- 8 SELECT LOAD CIRCUITS A,B,C,D,E,F,H,J,P,R,S,T,U,V,W,X,Y,AA,HH AND KK.
- 9 SOCKET CONTACT ASSEMBLY:
CONTACT MATERIAL: BRASS PER MIL-C-50.
FINISH: 0.76um [.000030] MIN GOLD PER MIL-G-45204 FOR A LENGTH OF 5.08 [.200] MIN FROM MATING END, 2.54um [.000100] MIN TIN PER MIL-T-10727 FOR A LENGTH OF 6.35 [.250] MIN FROM OPPOSITE END, BOTH OVER 1.27um [.000050] MIN NICKEL PER QQ-N-290.
SPRING MATERIAL: STAINLESS STEEL PER QQ-S-766.
POST MATERIAL: BRASS PER ASTM-B-134.
FINISH: 2.54um [.000100] MIN TIN PER MIL-T-10727 OVER 1.27um [.000050] MIN NICKEL PER Q-N-290.
- 10 OBSOLETE PARTS: OBSOLETE CIS STREAMLINING PER D.RENAUD/D.SINISI

REV	DESCRIPTION	DATE	BY	CHK
10	OBSOLETE		9	8
10	OBSOLETE		9	7
			9	6
			9	
10	OBSOLETE		9	5
10	OBSOLETE		9	4
10	OBSOLETE		2	8
10	OBSOLETE		2	7
10	SUPERSEDED		2	6
	OBSOLETE		2	
10	OBSOLETE		2	5
10	OBSOLETE		2	4

THIS DRAWING IS A CONTROLLED DOCUMENT.

DIMENSIONS: mm [INCHES]	TOLERANCES UNLESS OTHERWISE SPECIFIED:	DIN C. OBERMAN 17 NOV 97	APVD M. MALONIS 04 DEC 97	NAME
0 PLC ± -	1 PLC ± -	2 PLC ± 0.13 [.005]	3 PLC ± -	4 PLC ± -
MATERIAL SEE CALLOUT		FINISH SEE CALLOUT		WEIGHT
CUSTOMER DRAWING		SCALE 2:1	SHEET 1 of 1	REV F2

STE TE Connectivity

CONNECTOR ASSEMBLY, SOCKET, 34 POSITION, RIGHT ANGLE, WITH BOARDLOCKS, M SERIES

108-10001

SIZE: A1 00779 ©=213977

单击下面可查看定价，库存，交付和生命周期等信息

[>>TE Connectivity\(泰科\)](#)