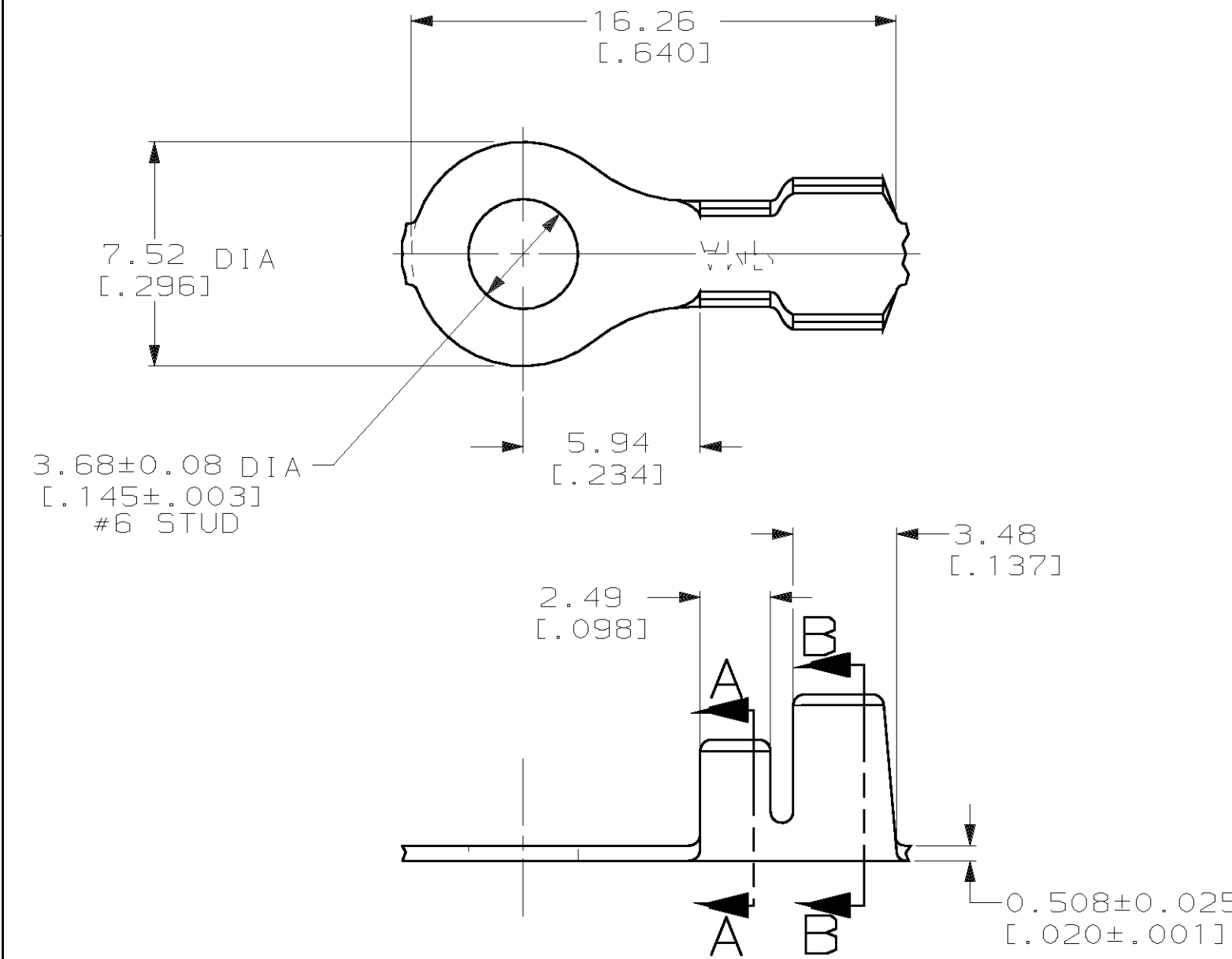
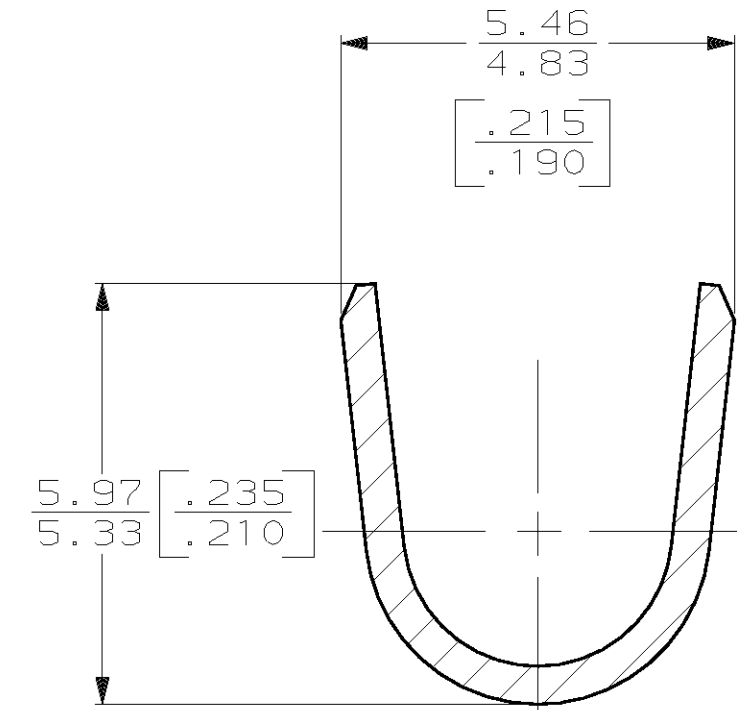
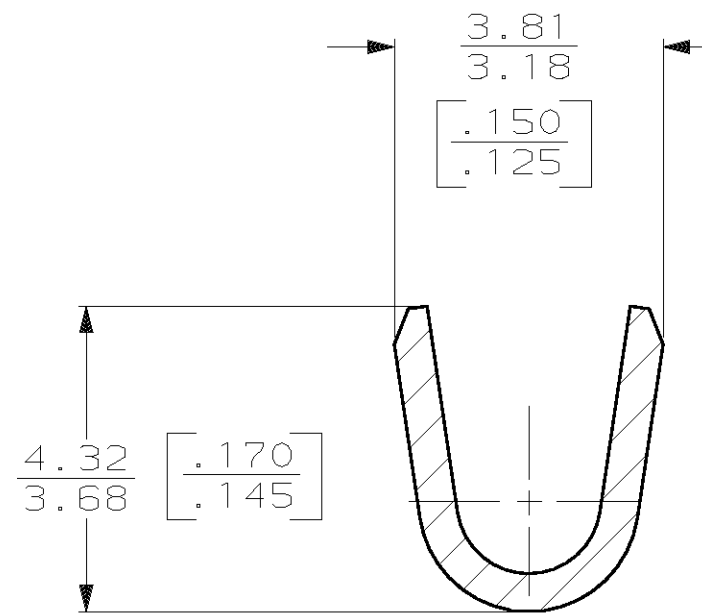


THIS DRAWING IS UNPUBLISHED. RELEASED FOR PUBLICATION, 19 .
 © COPYRIGHT 19 BY AMP INCORPORATED. ALL INTERNATIONAL RIGHTS RESERVED.

LOC	DIST	P	F	ZONE	LTR	DESCRIPTION	DATE	APPD
AF	50				N	REVISED PER 063A-0271-02	19AUG02	MF/DD



- 1 CONTINUOUS STRIP ON REEL.
- 2 0.00381 [.000150] MIN NICKEL PLATE.



METRIC

2	#3 HARD STEEL	3.05-4.32 DIA	0.8-2.0mm	41558-1
—	082 BRASS	[.120-.170]	[18-14] AWG	41558
FINISH	MATERIAL	INSULATION RANGE	WIRE RANGE	PART NO

TYPE	WIDTH	STRIP LENGTH	TYPE	WIDTH	HEIGHT	WIRE
F OR 0	4.57 [.180]	4.06 [.160]	F	3.05 [.120]	2.03 [.080]	2.0mm ² [14]
					1.83 [.072]	1.3mm ² [16]
					1.70 [.067]	0.8mm ² [18]
INSUL BARREL CRIMP		±0.38 [±.015]	WIRE BARREL CRIMP		±0.051 [E.002]	

DO NOT SCALE PRINT. UNLESS SPECIFIED DIMENSIONS IN mm [INCHES] TOLERANCES ON:	DR 7/22/91 P FORTNEY
2 PLC DEC ± 0.25 [.010]	CHK 8/8/91 MS FEHER
3 PLC DEC ± -	APPD 8/12/91 G YETTER
ANGLES ± -	APPD 8/12/91 R WEAVILL
MATERIAL	PRODUCT SPEC
SEE TABLE	-
FINISH	APPLICATION SPEC
SEE TABLE	-
	WEIGHT -

AMP AMP Incorporated Harrisburg, PA 17105-3608		
NAME RING		
SIZE B	CAGE CODE 00779	DRAWING NO 41558
SCALE 5:1	SHEET 1 OF 1	

单击下面可查看定价，库存，交付和生命周期等信息

[>>TE Connectivity\(泰科\)](#)