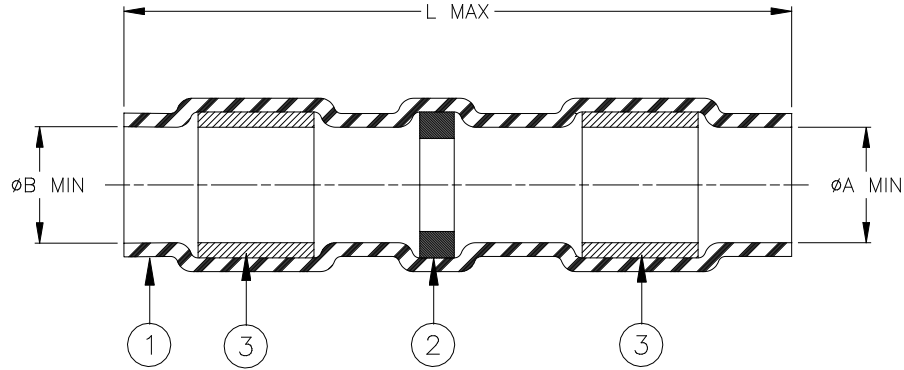


CUSTOMER DRAWING



Product Name	Product Dimensions			Cable Dimensions			
	L max	øA min	øB min	øD max	øE min	G max	J±0.5 (±0.02)
D-144-46	16.3 (0.640)	6.00 (0.235)	6.35 (0.250)	6.35 (0.250)	3.56 (0.140)	5.95 (0.235)	7.0 (0.275)

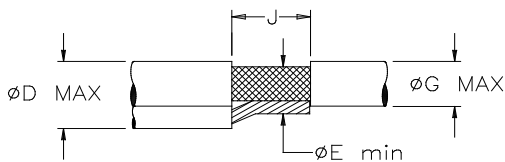
MATERIALS

- INSULATION SLEEVE: Heat-shrinkable, radiation cross-linked polyvinylidene fluoride. Transparent blue.
- SOLDER PREFORM WITH FLUX:
SOLDER: TYPE Sn63 per ANSI J-STD-006.
FLUX: TYPE ROL0 per ANSI J-STD-004.
- MELTABLE RINGS: Thermally stabilized thermoplastic. Color: blue.


APPLICATION

- These parts are designed to provide an environment protected shield termination on cables, rated for 125°C minimum, meeting the dimensional criteria listed and having tin or silver plated copper shields.
- Temperature range: -55°C to +150°C.
- Install using TE Connectivity-approved convection or infrared tools in accordance with Raychem assembly procedure RCPS-100-70.
- Assemblies will meet requirements of Raychem specification RT-1404 and National Aerospace Standard NAS-1747.

For best results, prepare the cable as shown:



TE Connectivity, TE connectivity (logo), Raychem, and SolderSleeve are trademarks

		Wire and Harnessing Products		TITLE : SOLDERSLEEVE SHIELD TERMINATOR	
Unless otherwise specified dimensions are in millimeters. Inches dimensions are in between brackets.				DOCUMENT NO: D-144-46	
TOLERANCES: 0.00 N/A 0.0 N/A 0 N/A	ANGLES: N/A ROUGHNESS IN MICRON	TE Connectivity reserves the right to amend this drawing at any time. Users should evaluate the suitability of the product for their application.		Revision: 5	Issue Date: March 2020
DRAWN BY: M. FORONDA	DATE: 6/13/01	ECO: ECO-20-003569	SCALE: None	SIZE: A	SHEET: 1 of 1

Print Date: 17-Mar-20 If this document is printed it becomes uncontrolled. Check for the latest revision.

单击下面可查看定价，库存，交付和生命周期等信息

[>>TE Connectivity\(泰科\)](#)