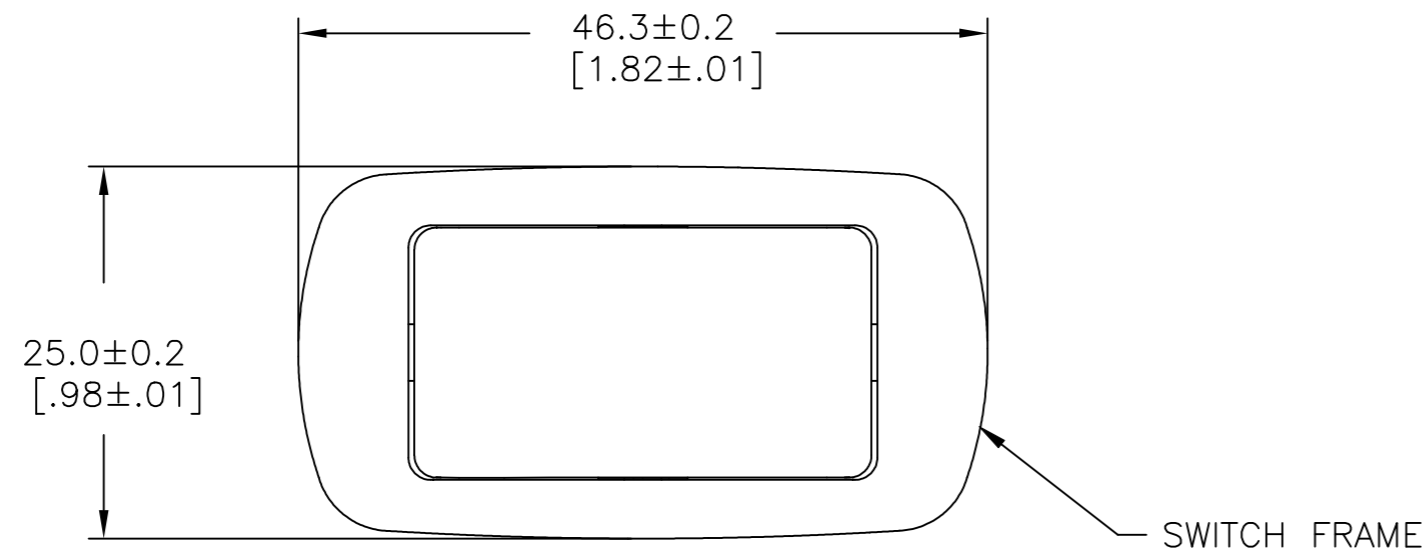
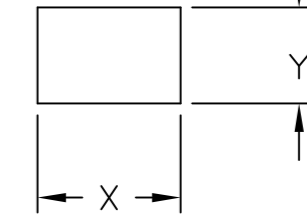


THIS DRAWING IS UNPUBLISHED. RELEASED FOR PUBLICATION
 © COPYRIGHT - By - ALL RIGHTS RESERVED.

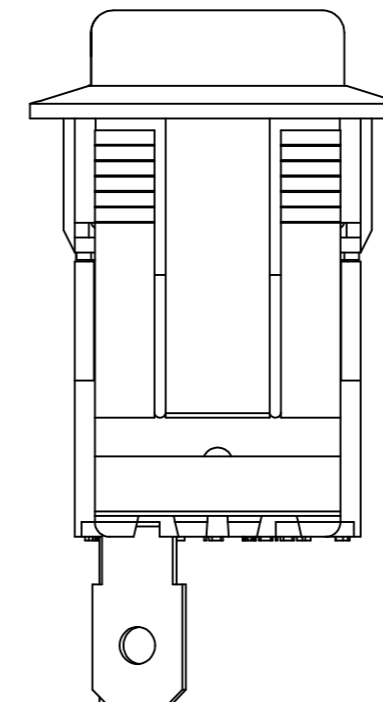
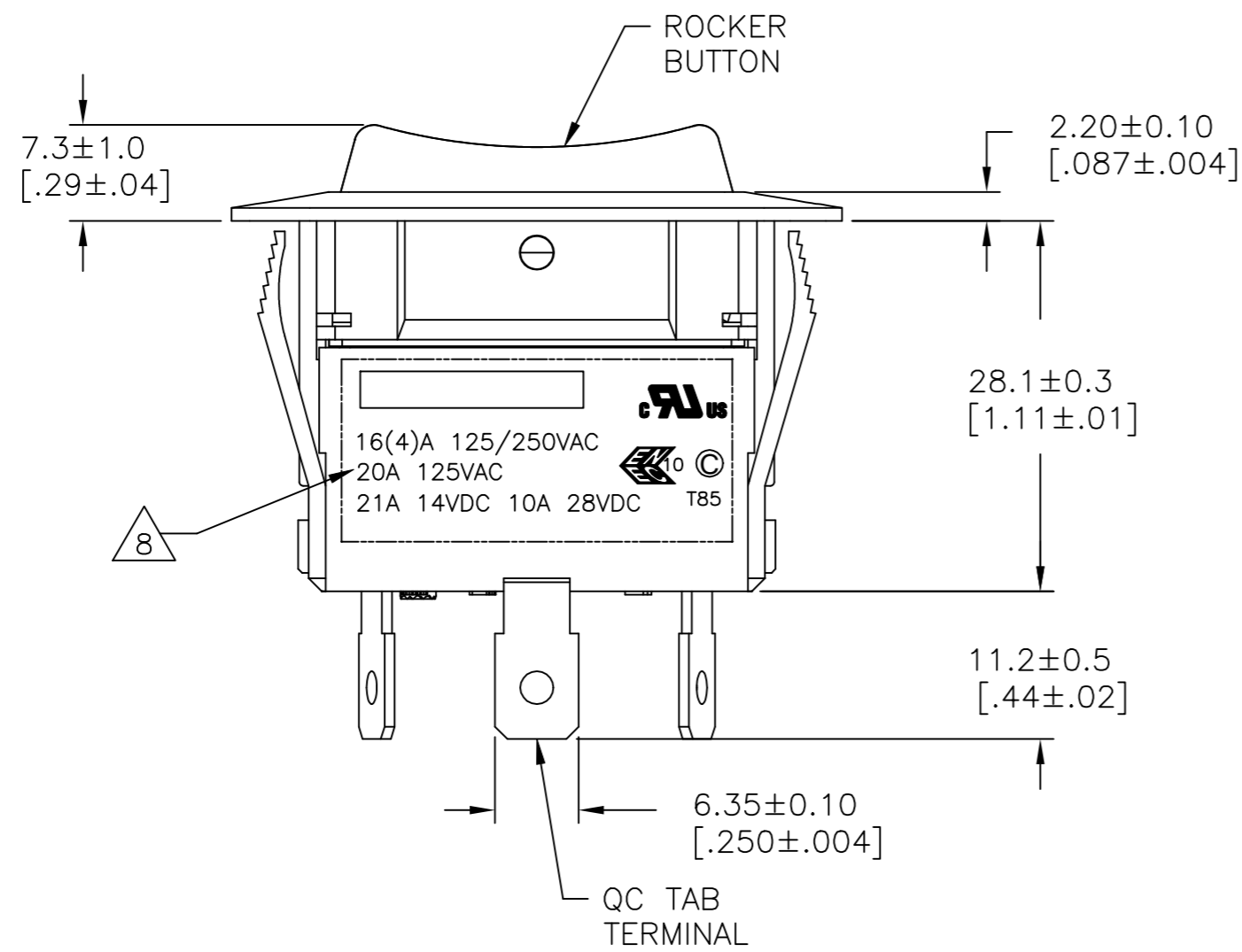
REVISIONS					
P	LTR	DESCRIPTION	DATE	DWN	APVD
D		REVISED PER ECO-18-017612	28NOV2018	RSM	PO



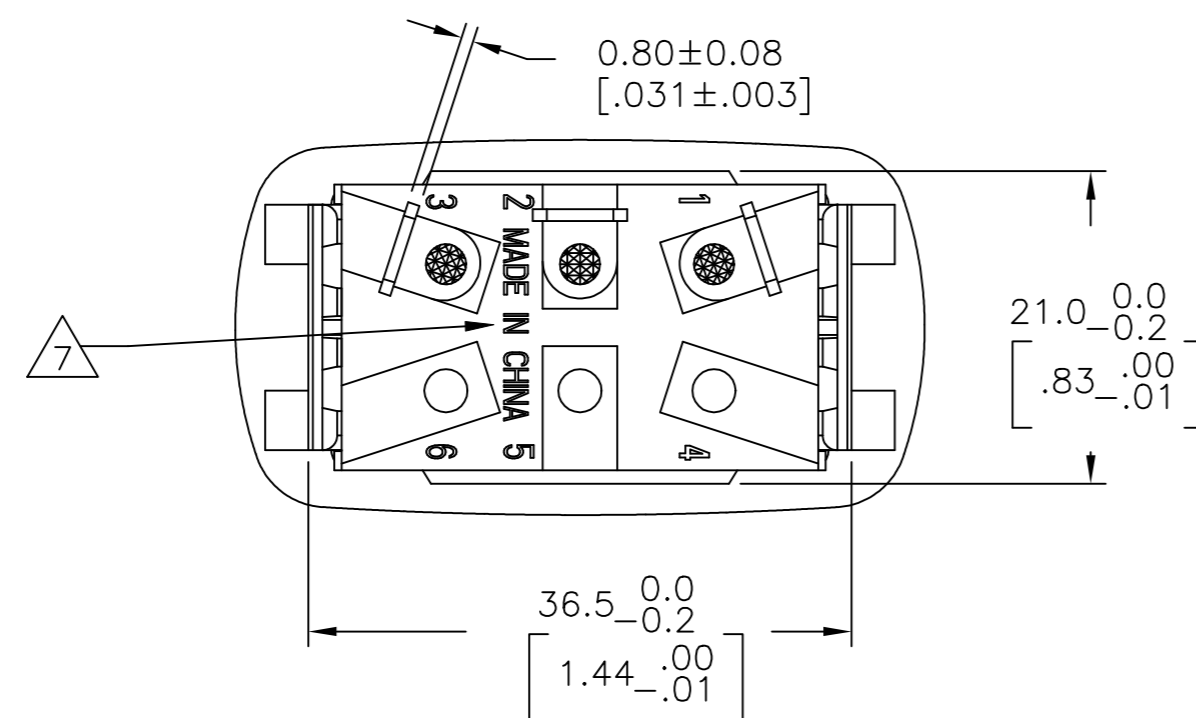
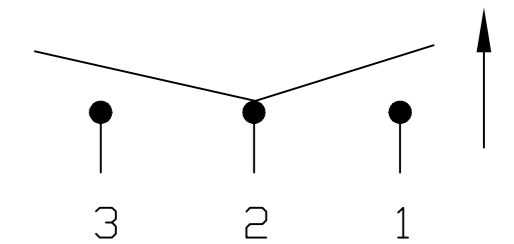
PANEL CUT OUT



2.00-3.00 [.079-.118]	21.2+0.1 [.835+.004]	37.0+0.2 [1.457+.008]
1.25-2.00 [.049-.079]	21.2+0.1 [.835+.004]	36.8+0.2 [1.449+.008]
.075-1.25 [.030-.049]	21.2+0.1 [.835+.004]	36.6+0.2 [1.441+.008]
PANEL THICKNESS	Y	X



SWITCH FUNCTION D4
 CIRCUIT DIAGRAM

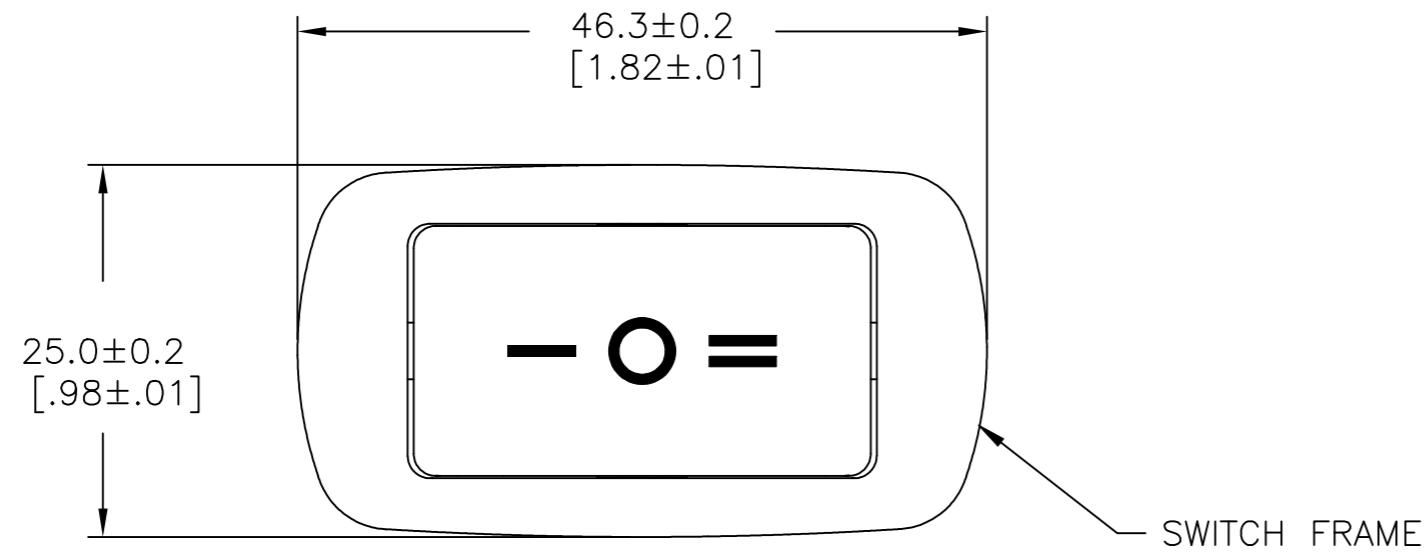


OBSOLETE 1571100-7 SHOWN

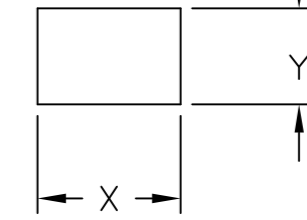
THIS DRAWING IS A CONTROLLED DOCUMENT.		DWN	25FEB2002	TE Connectivity	
DIMENSIONS: mm [INCHES]		CHK	16NOV05	NAME	
TOLERANCES UNLESS OTHERWISE SPECIFIED:		APVD	16NOV05	POWER ROCKER SWITCH, 21.2mm X 36.6mm MIN PANEL SIZE SPDT, NON-ILLUMINATED	
0 PLC ± -		PRODUCT SPEC		SIZE	
1 PLC ± -		APPLICATION SPEC		CAGE CODE	
2 PLC ± -		WEIGHT		DRAWING NO	
3 PLC ± -		CUSTOMER DRAWING		RESTRICTED TO	
4 PLC ± -		SCALE		SHEET	
ANGLES ± -		2:1		1 of 4	
FINISH		REV		D	
MATERIAL 1		2		A2 00779 C=1571100	

THIS DRAWING IS UNPUBLISHED. RELEASED FOR PUBLICATION
 © COPYRIGHT - By - ALL RIGHTS RESERVED.

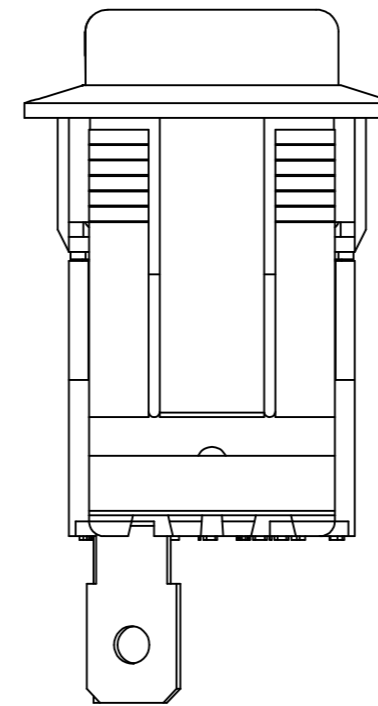
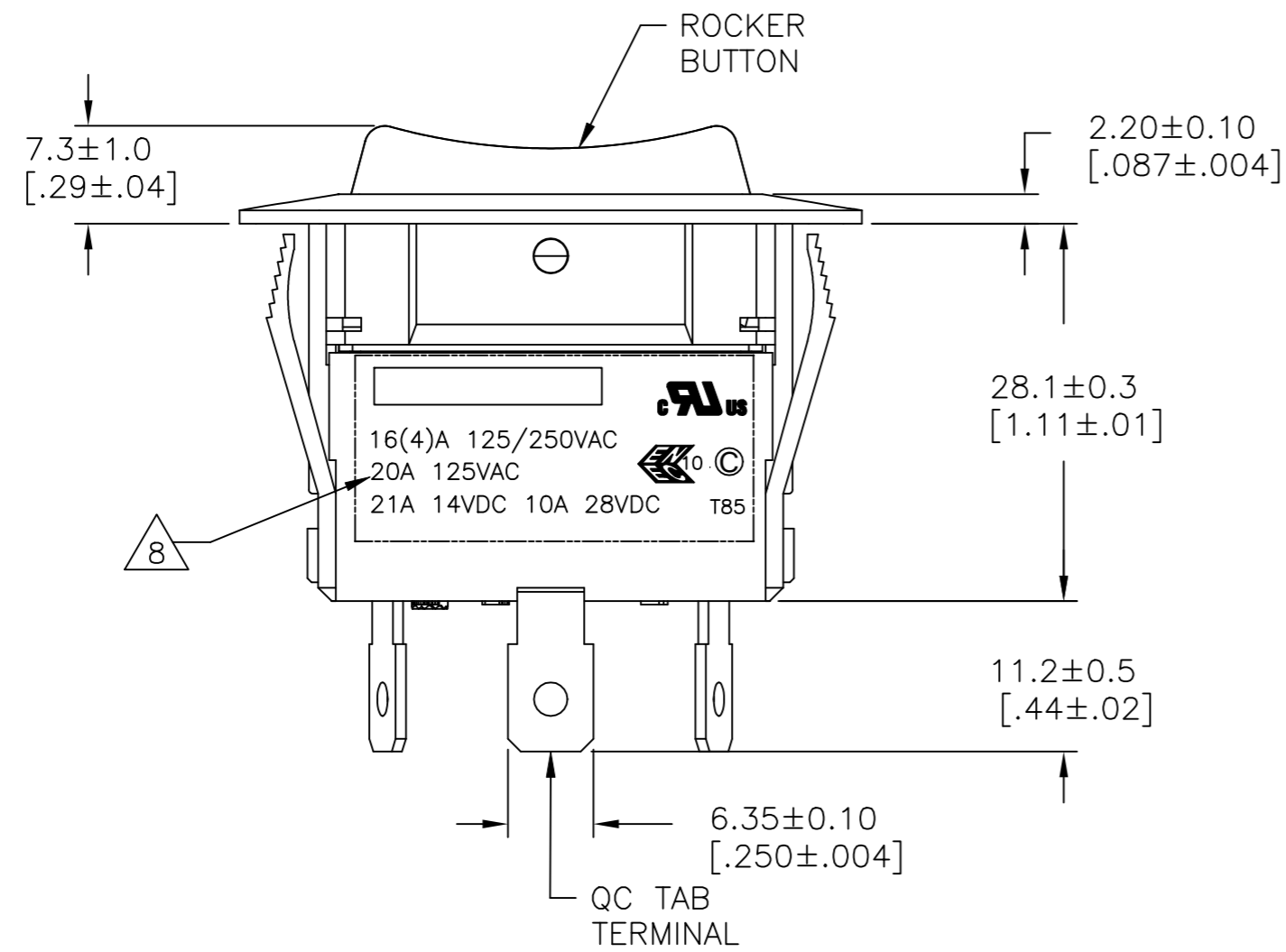
REVISIONS					
P	LTR	DESCRIPTION	DATE	DWN	APVD
-	-	SEE SHEET 1	-	-	-



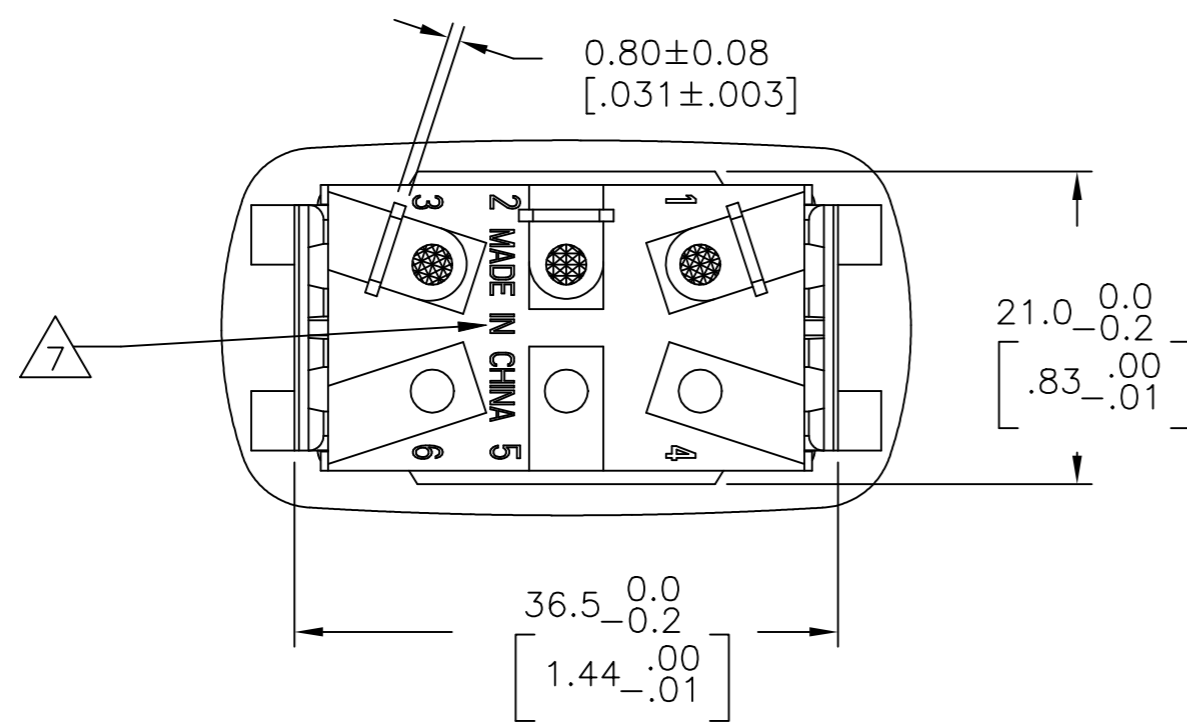
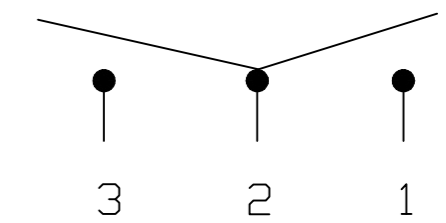
PANEL CUT OUT



2.00-3.00 [.079-.118]	21.2+0.1 [.835+.004]	37.0+0.2 [1.457+.008]
1.25-2.00 [.049-.079]	21.2+0.1 [.835+.004]	36.8+0.2 [1.449+.008]
.075-1.25 [.030-.049]	21.2+0.1 [.835+.004]	36.6+0.2 [1.441+.008]
PANEL THICKNESS	Y	X



SWITCH FUNCTION D3
CIRCUIT DIAGRAM



OBSOLETE ~~1571100-5~~
SHOWN

THIS DRAWING IS A CONTROLLED DOCUMENT.		DWN	25FEB2002	TE Connectivity	
DIMENSIONS: mm [INCHES]		CHK	16NOV05		
TOLERANCES UNLESS OTHERWISE SPECIFIED:		APVD	16NOV05		
0 PLC ± - 1 PLC ± - 2 PLC ± - 3 PLC ± - 4 PLC ± - ANGLES ± - FINISH		NAME POWER ROCKER SWITCH, 21.2mm X 36.6mm MIN PANEL CUT-OUT SIZE SINGLE POLE, DOUBLE THROW, NON-ILLUMINATED		SIZE A2	
MATERIAL		WEIGHT		CAGE CODE	
1		2		00779	
CUSTOMER DRAWING		SCALE		SHEET	
		2:1		2 of 4	
				REV D	

4

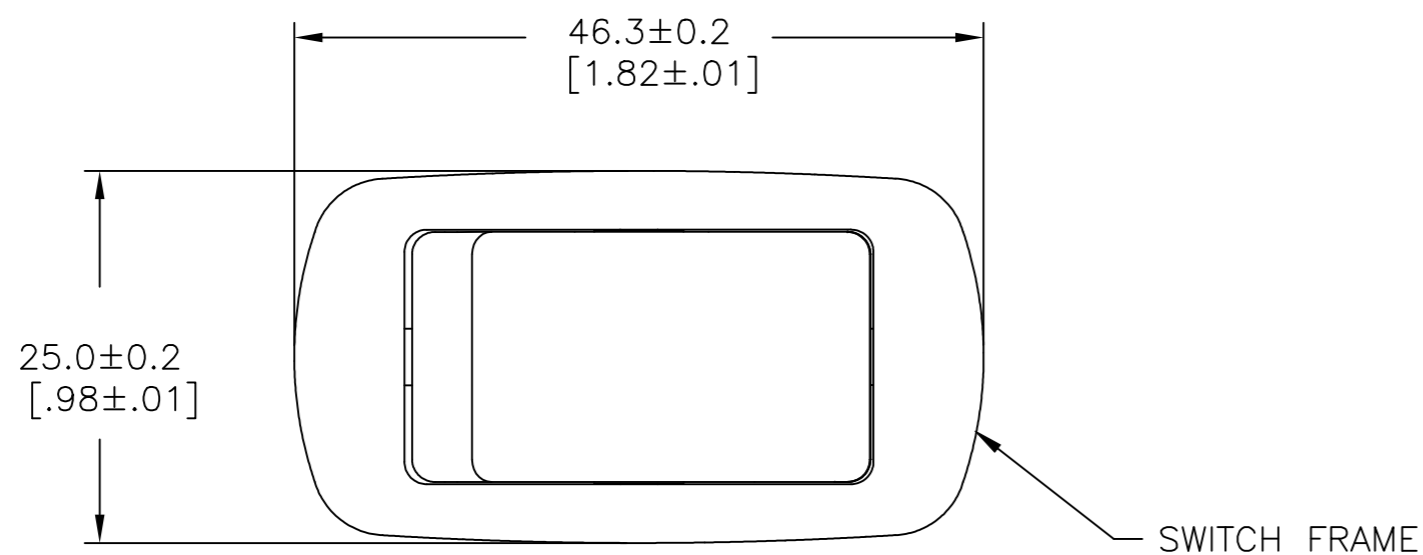
3

2

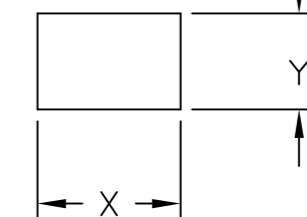
1

THIS DRAWING IS UNPUBLISHED. RELEASED FOR PUBLICATION. ALL RIGHTS RESERVED.

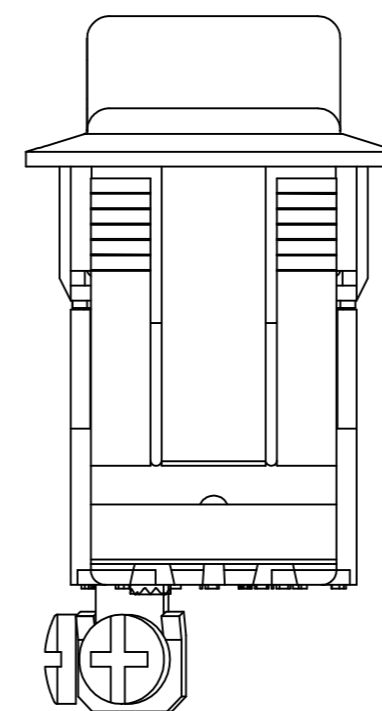
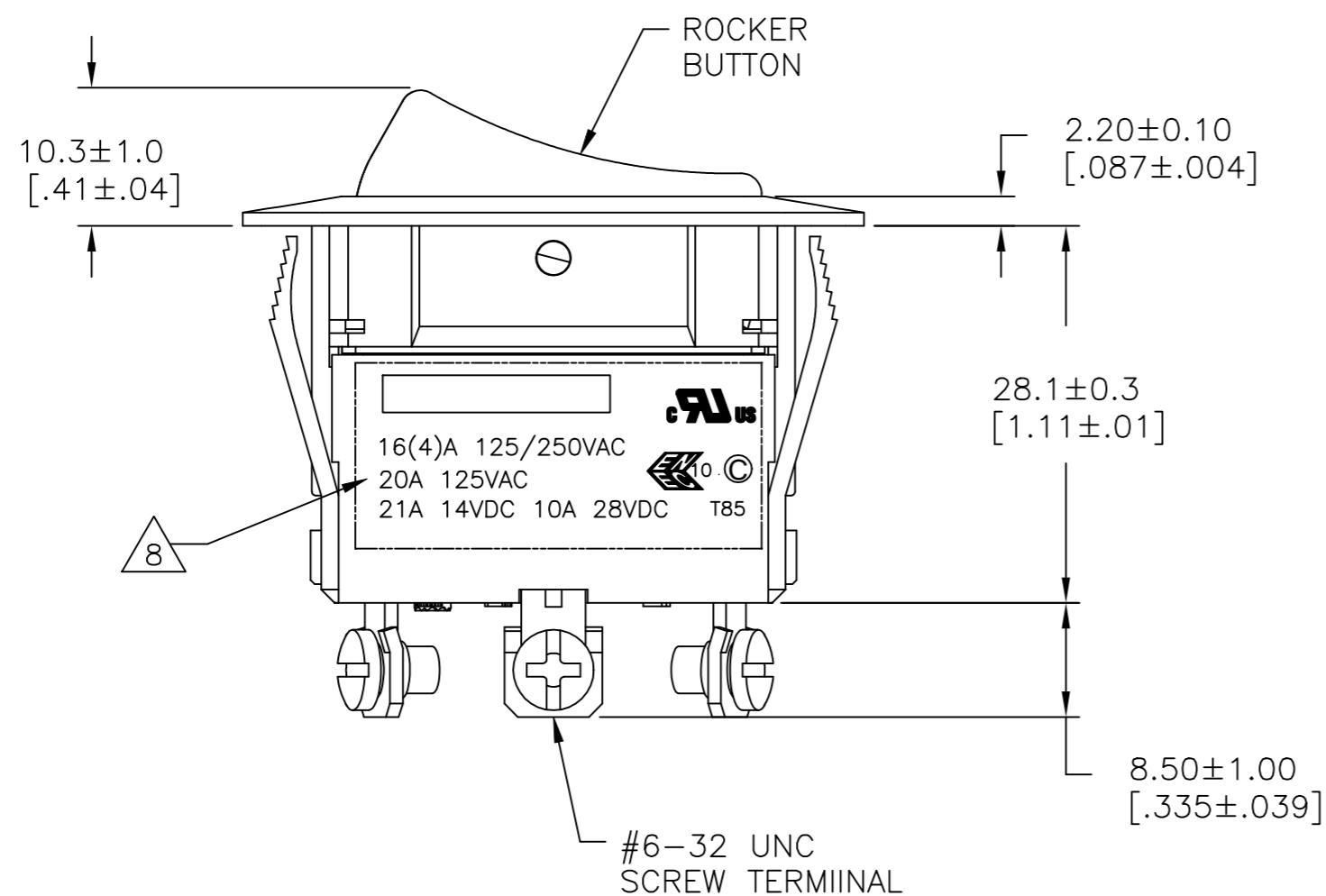
REVISIONS					
P	LTR	DESCRIPTION	DATE	DWN	APVD
-	-	SEE SHEET 1	-	-	-



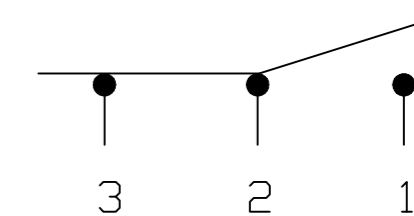
PANEL CUT OUT



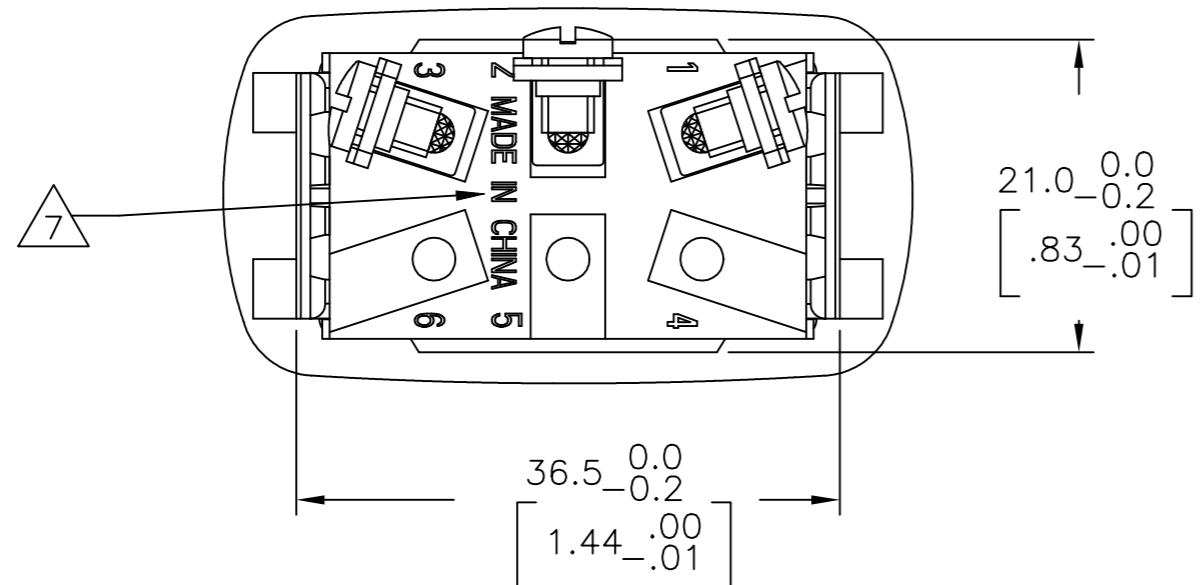
2.00-3.00 [.079-.118]	21.2+0.1 [.835+.004]	37.0+0.2 [1.457+.008]
1.25-2.00 [.049-.079]	21.2+0.1 [.835+.004]	36.8+0.2 [1.449+.008]
.075-1.25 [.030-.049]	21.2+0.1 [.835+.004]	36.6+0.2 [1.441+.008]
PANEL THICKNESS	Y	X



SWITCH FUNCTION D1
CIRCUIT DIAGRAM



OBsolete 1-1571100-0 SHOWN



DIMENSIONS:		TOLERANCES UNLESS OTHERWISE SPECIFIED:		DWN		M.BINNER		25FEB2002					
mm	[INCHES]	0 PLC	± -	CHK	D.ROHDE	16NOV05	TE Connectivity						
		1 PLC	± -	APVD	D.ROHDE	16NOV05	NAME						
		2 PLC	± -	PRODUCT SPEC		POWER ROCKER SWITCH, 21.2mm X 36.6mm MIN							
		3 PLC	± -	APPLICATION SPEC		PANEL CUT-OUT SIZE							
		4 PLC	± -	WEIGHT		SINGLE POLE, DOUBLE THROW, NON-ILLUMINATED							
		ANGLES	± -	SIZE		A2		00779		DRAWING NO		RESTRICTED TO	
		FINISH	± -	CAGE CODE		G=1571100		SCALE		SHEET		REV	
				CUSTOMER DRAWING		2:1		3 of 4		D			

THIS DRAWING IS UNPUBLISHED. RELEASED FOR PUBLICATION
 © COPYRIGHT - By - ALL RIGHTS RESERVED.

REVISIONS				
P	LTR	DESCRIPTION	DATE	APVD
-	-	SEE SHEET 1	-	-

1 MATERIALS:
 ROCKER BUTTON, FRAME & HOUSING: NYLON 66, UL 94 V-2.
 PLUNGER: PHENOLIC
 SEAL: SILICONE RUBBER
 SCREW TERMINAL, ACTIVE CONTACTOR, CONTACTOR SUPPORT: COPPER ALLOY PER ASTM B152
 QC & SOLDER TERMINAL: COPPER ALLOY PER ASTM B036
 SPRING: STEEL WIRE
 CONTACTS: SILVER-TIN OXIDE

2 FINISH:
 CONTACTOR SUPPORT, ACTIVE CONTACTOR: 1.01µm [.000040] MIN SILVER
 QC TERMINAL: 1.27µm [.000050] MIN NICKEL
 SOLDER TERMINAL: 1.27µm [.000050] MIN TIN

3 ELECTRICAL SPECIFICATIONS:
 CURRENT AND VOLTAGE: **6**
 CONTACT RESISTANCE (INITIAL): <50mΩ
 DIELECTRIC STRENGTH (INITIAL): >1000 VAC, 1 MINUTE
 INSULATION RESISTANCE (INITIAL): >100MΩ MIN (500VDC BETWEEN OPEN CONTACTS)
 ELECTRICAL LIFE ENDURANCE: >6000 OPERATIONS, VOLTAGE DROP: <100mV
 TEMPERATURE RISE AT TERMINALS: <30°C, 6000 OPERATIONS
 (AMBIENT CONDITIONS: 25±2°C AND 65±5%R.H)

4 MECHANICAL SPECIFICATIONS:
 ACTUATING FORCE: 400g MIN, 2900g MAX
 OPERATING LIFE ENDURANCE: >100,000 OPERATIONS
 TERMINAL RETENTION FORCE: >9kg- SOLDER LUG
 >9kg- QC TAB
 >6.8kg- #6-32 SCREW

5 ENVIRONMENTAL SPECIFICATIONS:
 AMBIENT TEMPERATURE: -20°C TO +85°C
 DEGREE OF PROTECTION: IP66

6 16(4)A 125/250VAC, 20A 125VAC, 21A 14VDC 10A 28VDC

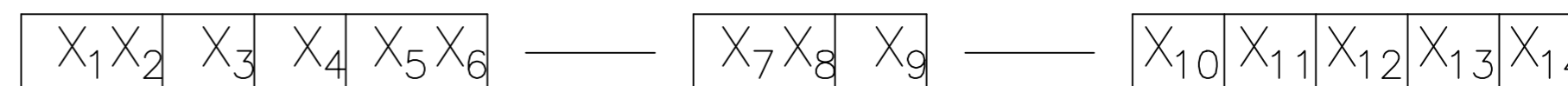
7 COUNTRY OF ORIGIN AND TERMINAL IDENTIFICATION NUMBERS MOLDED APPROXIMATELY AS SHOWN ON THE SWITCH HOUSING.

8 ELECTRICAL RATINGS, APPROVED AGENCY LOGOS AND THE TE CONNECTIVITY LOGO INK MARKED APPROXIMATELY AS SHOWN ON THE SWITCH HOUSING.

9 COMPONENT RECOGNIZED TO US & CANADIAN STANDARDS, UL FILE NO. E46765.

10 ROHS 2002/95/EC COMPLIANT

ALCOSWITCH PART NUMBER



SWITCH TYPE: X1X2 = PR - POWER ROCKER

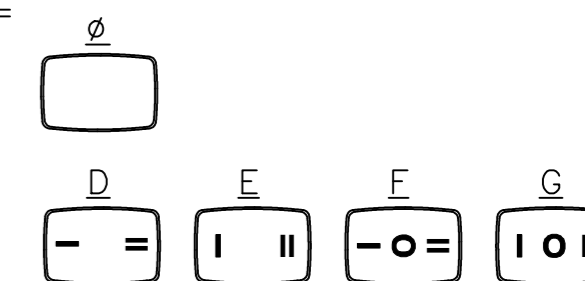
SECONDARY ROCKER COLOR: X12 = ∅ - NOT APPLICABLE

PANEL CUT OUT SIZE: X3 = C - 21.2x36.6 MIN
 [.835x1.441]

NUMBER OF POLES: X4 = S - SINGLE

SWITCH FUNCTION: X5X6 =
D1-ON-NONE-ON, WITH OPAQUE, SINGLE-COLOR ROCKER BUTTON.
D3-ON-OFF-ON, WITH OPAQUE, SINGLE-COLOR ROCKER BUTTON.
D4-ON-OFF-(ON), WITH OPAQUE, SINGLE-COLOR ROCKER BUTTON.

LEGEND TEXT PATTERN: X13 = ∅



CURRENT RATING: X7X8 = 20 - **6**

LEGEND TEXT COLOR: X14 = ∅ - NOT APPLICABLE

G - GREEN
R - RED
B - BLACK
W - WHITE

TERMINAL TYPE: X9 = F - QC TAB
L - SOLDER LUG
S - #6-32 UNC SCREW

FRAME COLOR: X10 = B - BLACK
W - WHITE

ROCKER COLOR: X11 = B - BLACK
G - GREEN
R - RED
W - WHITE
Y - YELLOW

OBSOLETE	3	PRCSD1-20S-BB0EW	1-1571100-2
	3	PRCSD1-20S-BB0DW	1-1571100-1
	3	PRCSD1-20S-BB000	1-1571100-0
	1	PRCSD4-20F-BB0GW	1571100-9
	1	PRCSD4-20F-BB0FW	1571100-8
	1	PRCSD4-20F-BB000	1571100-7
	2	PRCSD3-20F-BB0GW	1571100-6
	2	PRCSD3-20F-BB0FW	1571100-5
	2	PRCSD3-20F-BB000	1571100-4
	3	PRCSD1-20F-BB0EW	1571100-3
OBSOLETE	3	PRCSD1-20F-BB0DW	1571100-2
OBSOLETE	3	PRCSD1-20F-BB000	1571100-1
SHEET REF		ALCOSWITCH PART NUMBER	TYCO PART NUMBER

THIS DRAWING IS A CONTROLLED DOCUMENT.		DWN M.BINNER 25FEB2002	TE Connectivity	
DIMENSIONS: mm [INCHES]		CHK D.ROHDE 16NOV05	NAME POWER ROCKER SWITCH, 21.2mm X 36.6mm MIN PANEL CUT-OUT SIZE SINGLE POLE, DOUBLE THROW, NON-ILLUMINATED	
TOLERANCES UNLESS OTHERWISE SPECIFIED:		APVD D.ROHDE 16NOV05	SIZE A2	RESTRICTED TO
0 PLC ± - 1 PLC ± - 2 PLC ± - 3 PLC ± - 4 PLC ± - ANGLES ± -		PRODUCT SPEC APPLICATION SPEC	CAGE CODE 00779	DRAWING NO 1571100
MATERIAL 1	FINISH 2	WEIGHT -	SCALE 2:1	SHEET 4 of 4
CUSTOMER DRAWING			REV D	

单击下面可查看定价，库存，交付和生命周期等信息

[>>TE Connectivity\(泰科\)](#)