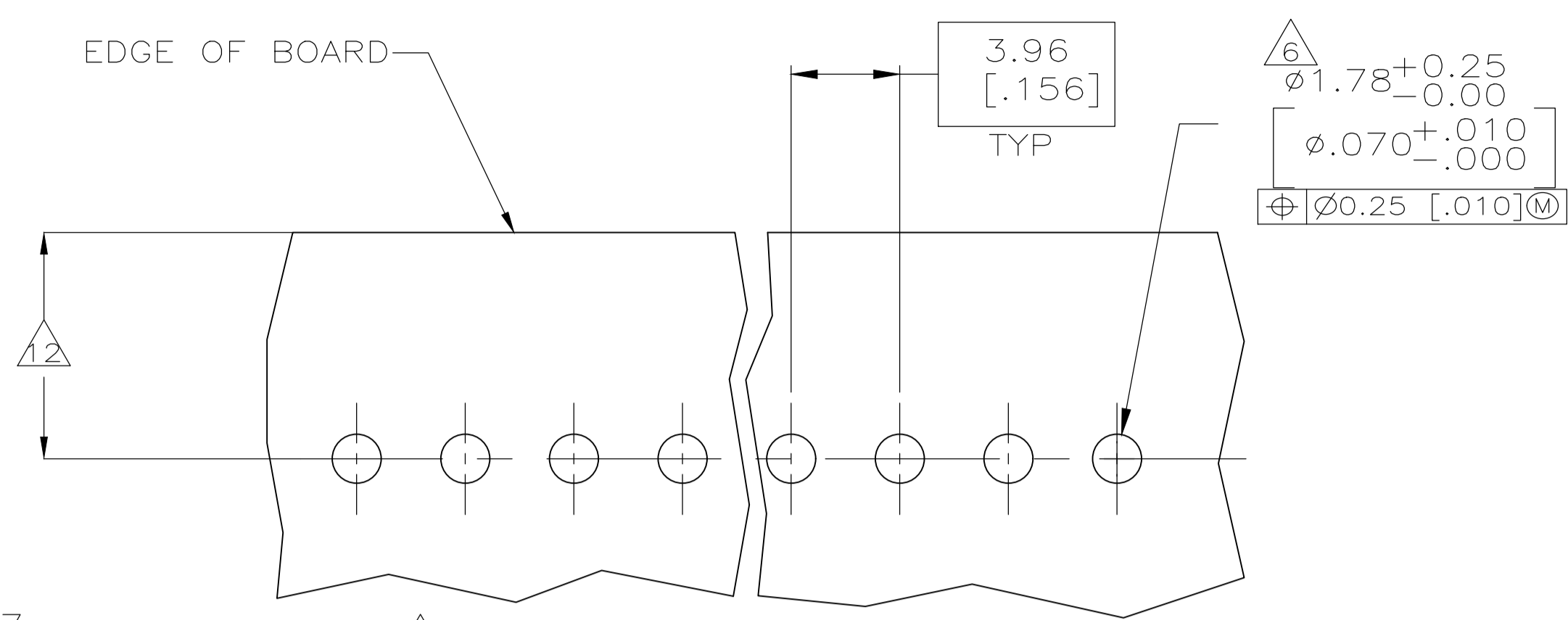
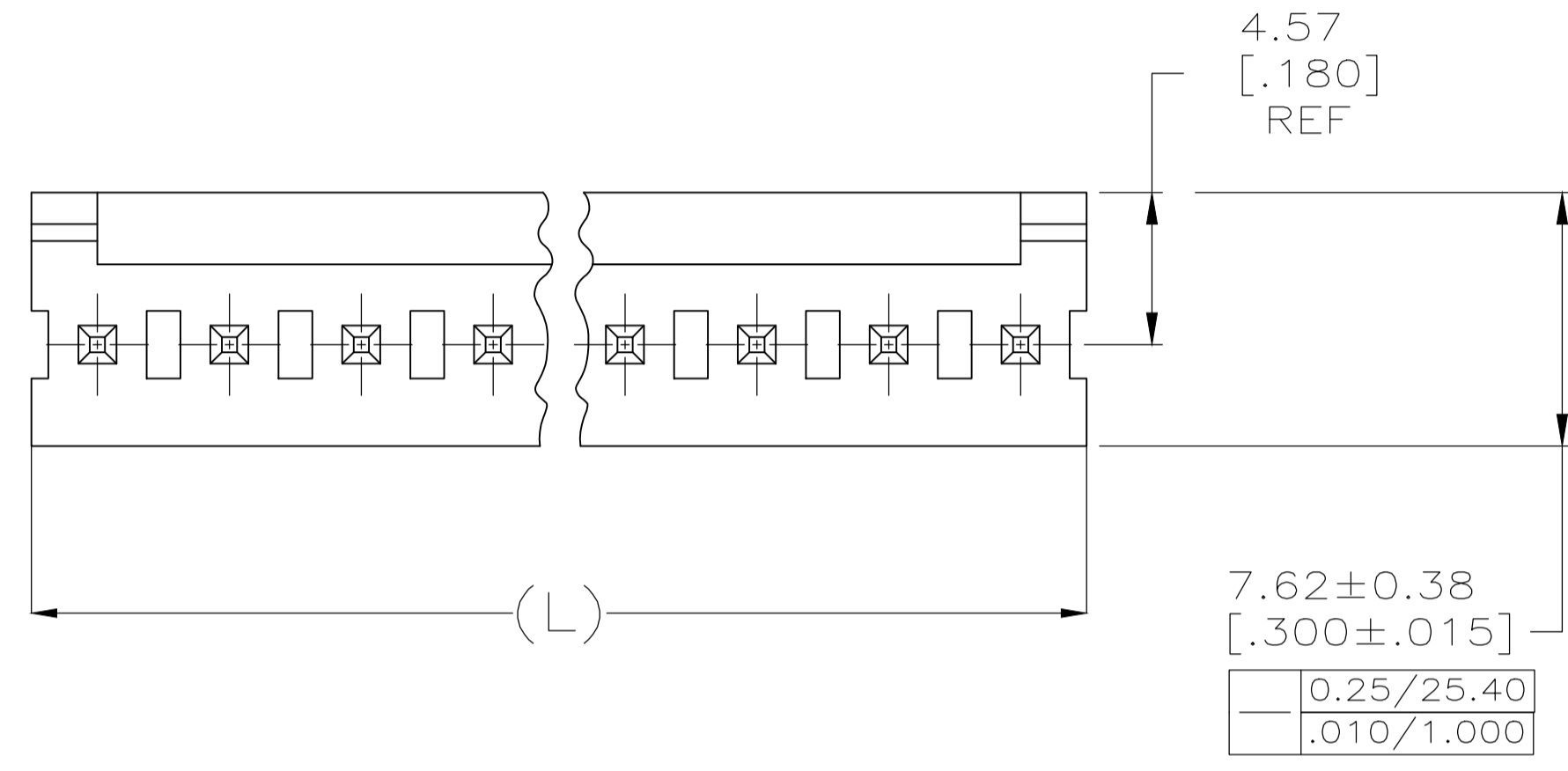


REVISIONS				
REV	DATE	BY	APP'D	DESCRIPTION
AC3	21 JUN 2018	BDA	SG	REVISED PER ECR-18-007590

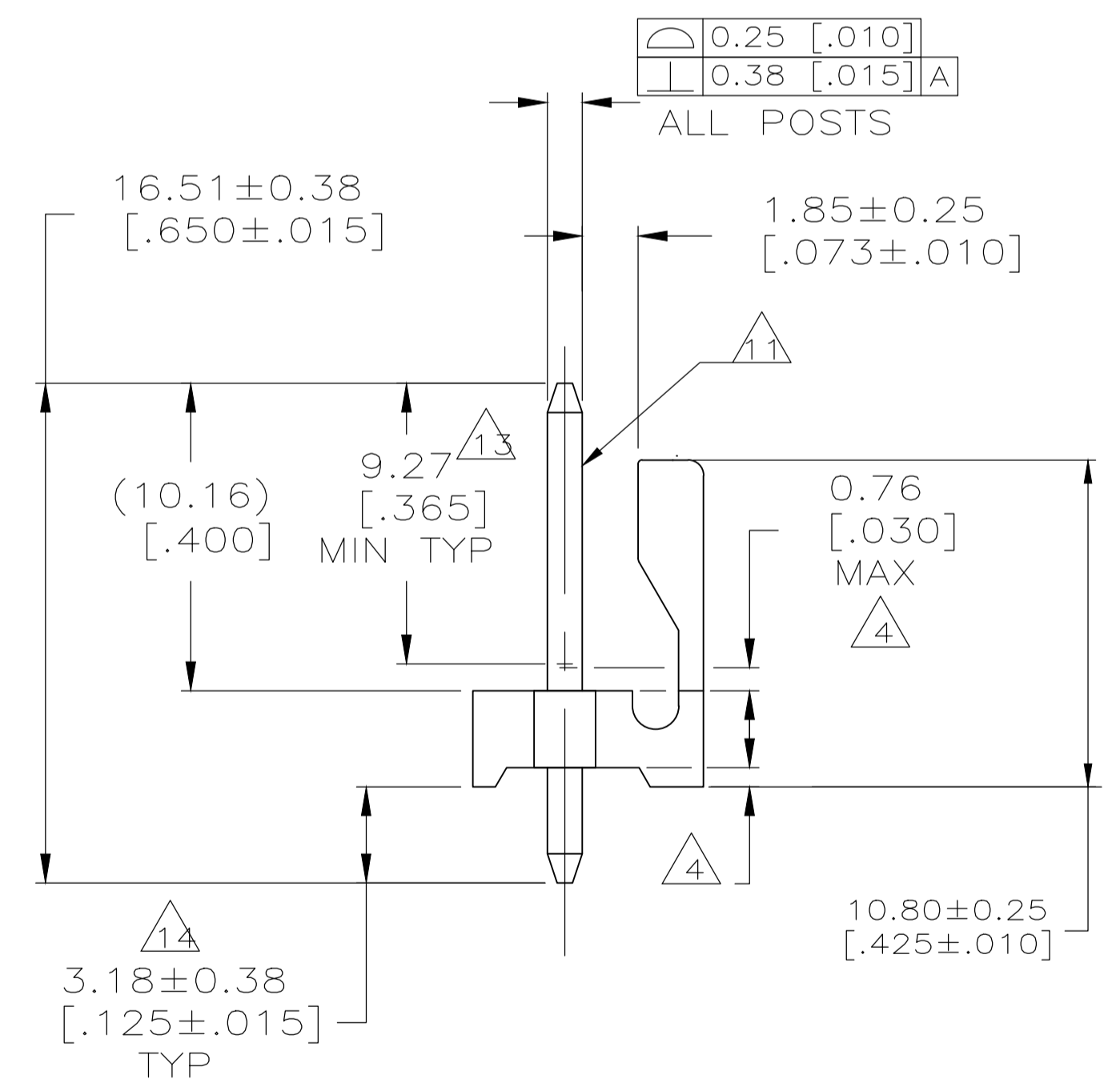
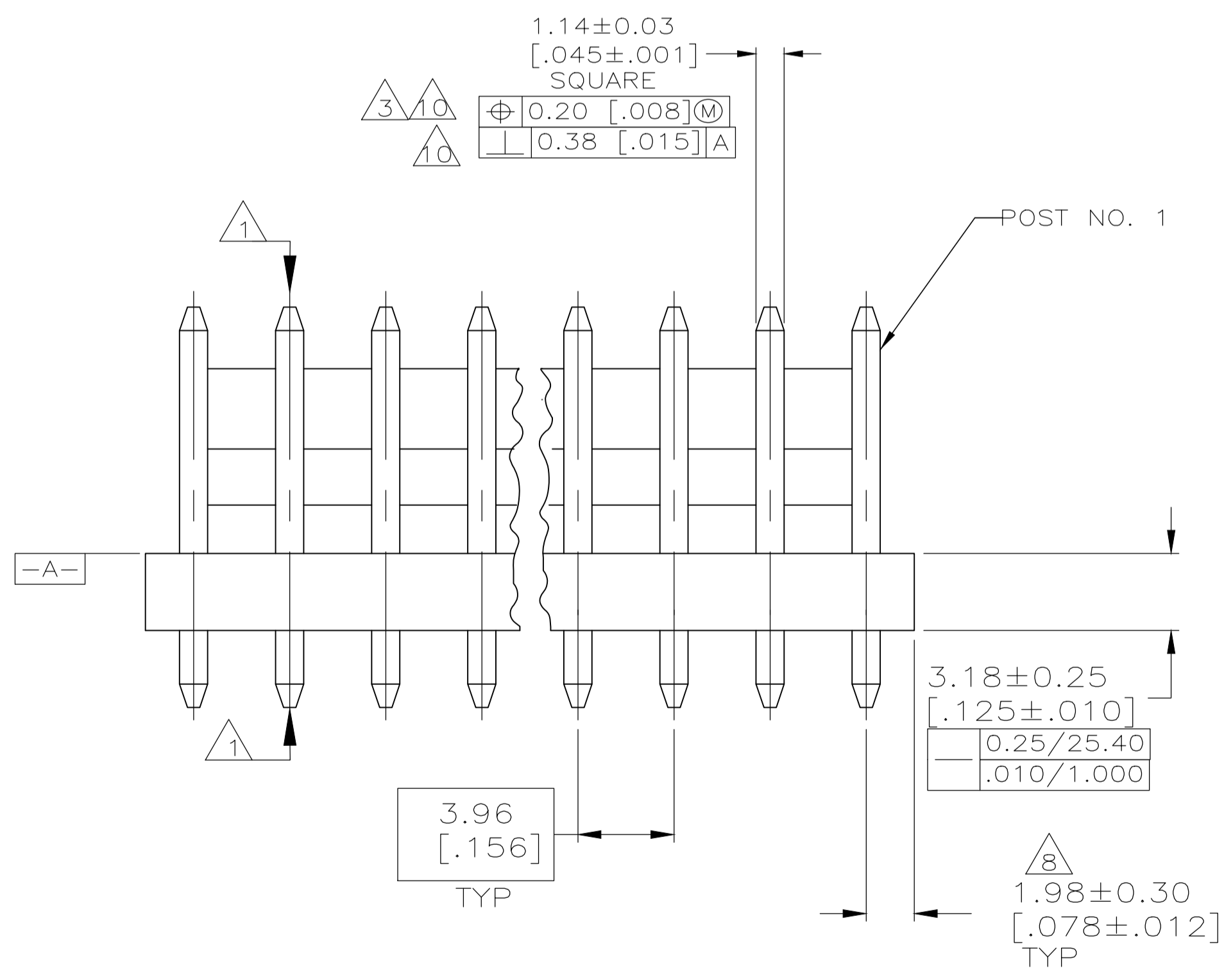


RECOMMENDED MOUNTING HOLE PATTERN FOR 1.60 [.063] THICK P.C. BOARD



- 1 POST TO WITHSTAND 13 NEWTONS (3 LBS) MINIMUM AXIAL FORCE IN BOTH DIRECTIONS SHOWN WITHOUT DISLODGING.
- 2 TOLERANCES APPLY TO SOLDER SIDE OF BOARD.
- 3 MEASURED AT SURFACE -A-
- 4 PLASTIC FLASH PERMITTED IN THIS AREA.
- 5 PARTS COMPLY WITH AMP SOLDERABILITY SPEC. NO. 109-11-2.
- 6 ONE HOLE MAY BE UNDERSIZED 1.65/1.52 [.065/.060] DIA. FOR ASSEMBLY RETENTION DURING WAVE SOLDERING.
- 7 MATERIAL: HEADER-THERMOPLASTIC POLYESTER GLASS-FILLED 94V-0 (NATURAL) POST-COPPER ALLOY (SEE NOTES 13 & 14 FOR PLATING)
- 8 COORDINATE DIMENSION APPLIES FROM CENTER OF ACTUAL FEATURE.
- 9 PLASTIC BURRS CAUSED BY CUT-OFF TOOLING ARE PERMITTED WITHIN THE MAXIMUM TOLERANCE ENVELOPE.
- 10 POST TO BE MEASURED WHEN STRIP IS HELD FLAT.
- 11 POST MUST WITHSTAND TWO 90° BENDS AGAINST EXTRUSION WITHOUT BREAKING.
- 12 DIMENSION SHOULD BE 4.45 [.175] MIN WHEN MATING WITH A MTA-156 CONNECTOR ASSEMBLY OR A SL-156 CONNECTOR ASSEMBLY.
- 13 PLATING: GOLD PLATE AREA, 0.00076 [.000030] GOLD OR 0.00008 [.000003] MIN GOLD FLASH OVER 0.00068 [.000027] PALLADIUM NICKEL, PER TE CONNECTIVITY'S DISCRETION, ALL SIDES, OVER NICKEL UNDERPLATE, 0.00127 [.000050] MIN, ALL SIDES AND ENTIRE LENGTH OF POST.
- 14 PLATING: BRIGHT TIN/LEAD (93/7) PLATE AREA, 0.00381-0.00889 [.000150-.000350] THICK, ALL FOUR SIDES 3.18 [.125] MINIMUM FOR -2 THRU -24. MATTE TIN PLATE AREA 0.00381-0.00889 [.000150-.000350] THICK ALL FOUR SIDES, 3.18 [.125] FOR -32 THRU -54.
- 15 OBSOLETE PARTS: OBSOLETE CIS STREAMLINING PER D.RENAUD/D.SINISI
- 16 OBSOLETE PARTS
- 17 VALUES FOR UL 61800-5-1

Flam	RTIe deg C	HWI	HAI	CTI
VO	120	PLC1	PLC0	PLC3_UL746



DIM (L)	NO.OF POSN	ASSEMBLY
95.10 [3.744]	24	5-641208-4
91.14 [3.588]	23	5-641208-3
87.17 [3.432]	22	5-641208-2
83.21 [3.276]	21	5-641208-1
79.25 [3.120]	20	5-641208-0
75.29 [2.964]	19	4-641208-9
71.32 [2.808]	18	4-641208-8
67.36 [2.652]	17	4-641208-7
63.40 [2.496]	16	4-641208-6
59.44 [2.340]	15	4-641208-5
55.47 [2.184]	14	4-641208-4
51.51 [2.028]	13	4-641208-3
47.55 [1.872]	12	4-641208-2
43.59 [1.716]	11	4-641208-1
39.62 [1.560]	10	4-641208-0
35.66 [1.404]	9	3-641208-9
31.70 [1.248]	8	3-641208-8
27.74 [1.092]	7	3-641208-7
23.77 [.936]	6	3-641208-6
19.81 [.780]	5	3-641208-5
15.85 [.624]	4	3-641208-4
11.89 [.468]	3	3-641208-3
7.92 [.312]	2	3-641208-2

DIM (L)	NO.OF POSN	ASSEMBLY
95.10 [3.744]	24	2-641208-4
91.14 [3.588]	23	2-641208-3
87.17 [3.432]	22	2-641208-2
83.21 [3.276]	21	2-641208-1
79.25 [3.120]	20	2-641208-0
75.29 [2.964]	19	1-641208-9
71.32 [2.808]	18	1-641208-8
67.36 [2.652]	17	1-641208-7
63.40 [2.496]	16	1-641208-6
59.44 [2.340]	15	1-641208-5
55.47 [2.184]	14	1-641208-4
51.51 [2.028]	13	1-641208-3
47.55 [1.872]	12	1-641208-2
43.59 [1.716]	11	1-641208-1
39.62 [1.560]	10	1-641208-0
35.66 [1.404]	9	—641208-9
31.70 [1.248]	8	—641208-8
27.74 [1.092]	7	—641208-7
23.77 [.936]	6	641208-6
19.81 [.780]	5	—641208-5
15.85 [.624]	4	641208-4
11.89 [.468]	3	—641208-3
7.92 [.312]	2	—641208-2

THIS DRAWING IS A CONTROLLED DOCUMENT. DIMENSIONS: mm [INCHES]. TOLERANCES UNLESS OTHERWISE SPECIFIED: 0 PLC ±, 1 PLC ±, 2 PLC ±, 3 PLC ±, 4 PLC ±, ANGLES ±.

APPROVED: D. ROSSI, DATE: 07-NOV-2002. NAME: MTA-156 HDR ASSY,FRCTN LCK, STRAIGHT, .045 SQUARE POST .000030 GOLD. SIZE: A1, CASE CODE: 00779, DRAWING NO: 641208, WEIGHT: —, RESTRICTED TO: —.

CUSTOMER DRAWING. SCALE: 5:1, SHEET: 1 of 1, REV: AC3.

单击下面可查看定价，库存，交付和生命周期等信息

[>>TE Connectivity\(泰科\)](#)