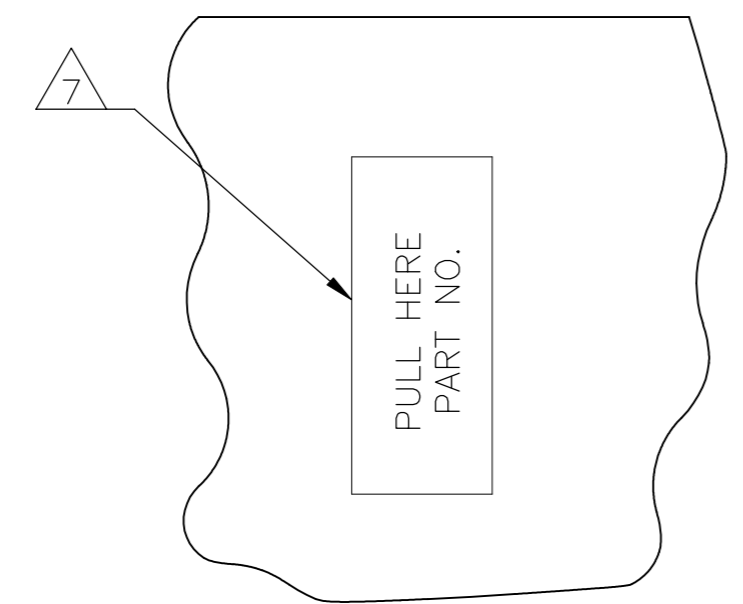
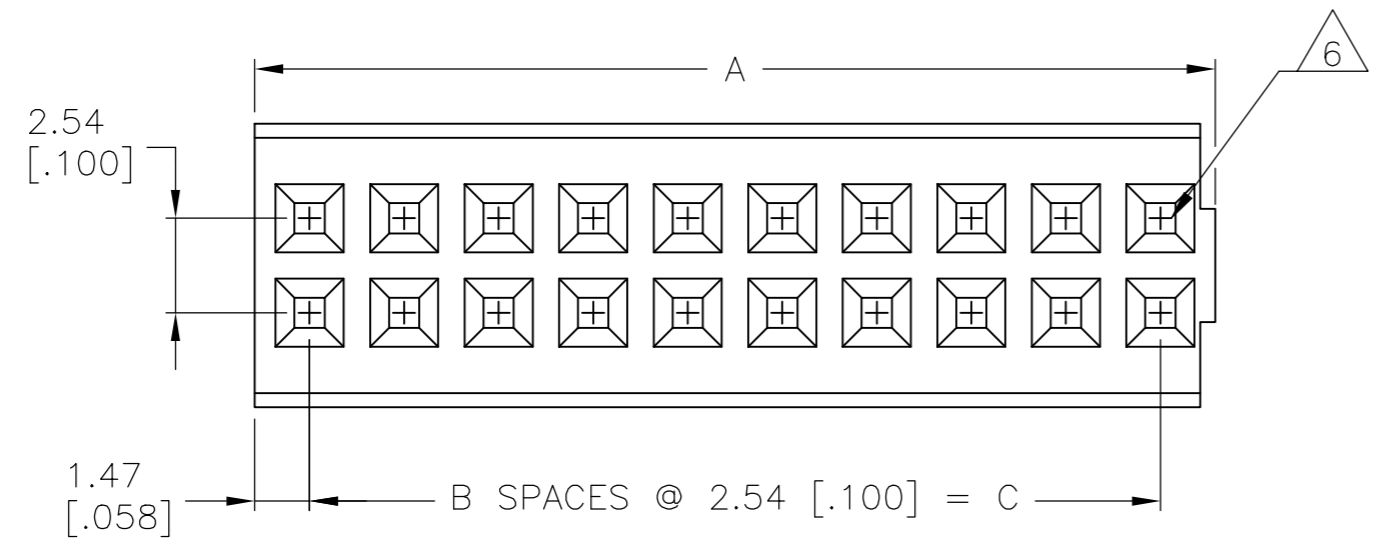
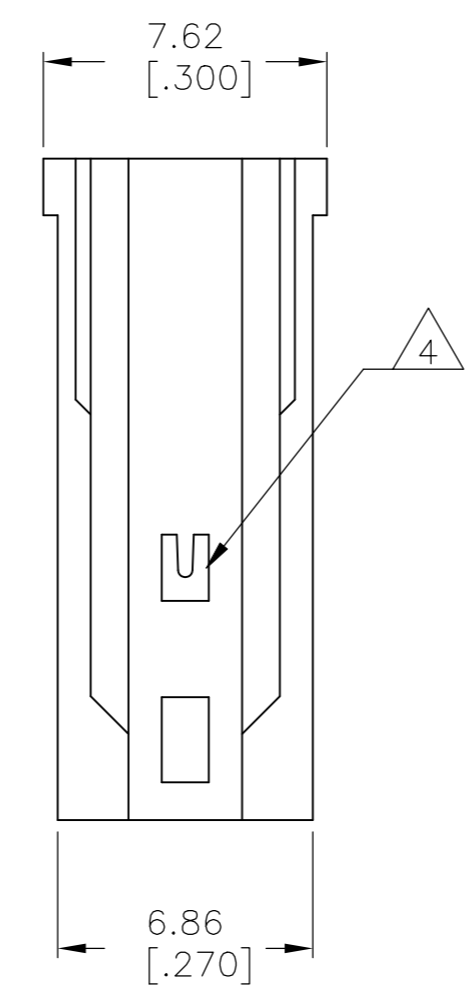

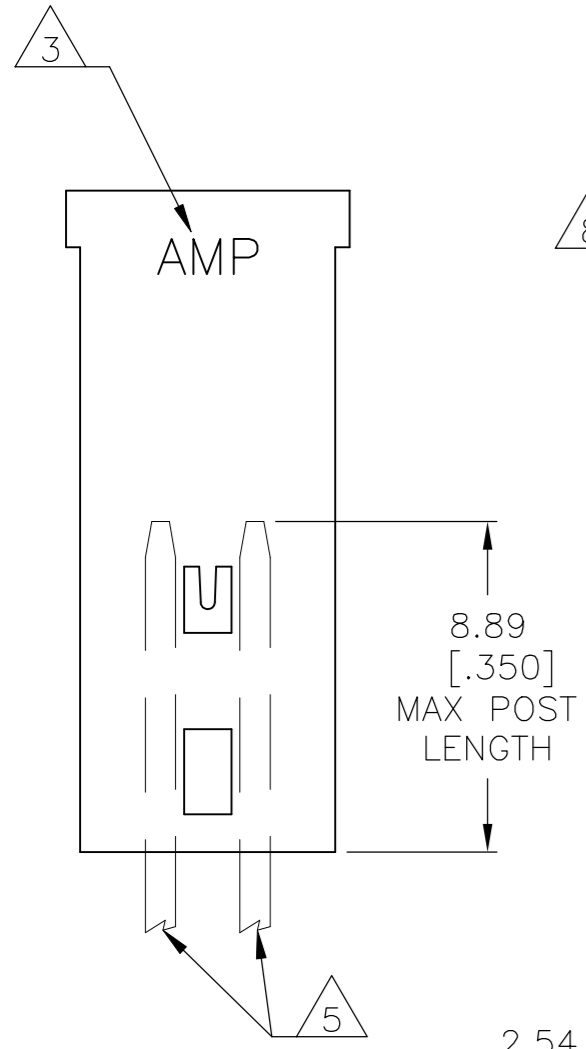
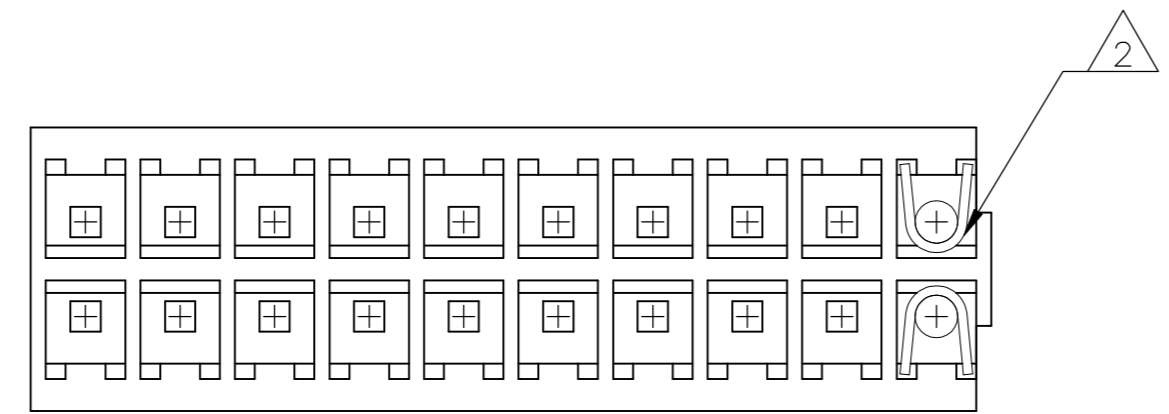


THIS DRAWING IS UNPUBLISHED. RELEASED FOR PUBLICATION  
 © COPYRIGHT - By - ALL RIGHTS RESERVED.

REVISIONS					
P	LTR	DESCRIPTION	DATE	DWN	APVD
	M2	REVISED PER ECO-16-009321	23JUN2016	NK	JO
	N	REVISED PER ECO-18-000976	13APR2018	RS	JO



- 1 PULL ON HOUSING TO REMOVE FROM POSTS. DO NOT CONFINE THE CONDUCTORS OR PULL ON THE CONDUCTORS DURING REMOVAL ACTION.
- 2 ACCEPTS CONTACT P/N 87124.]
- 3 MOLDED CHARACTERS THIS END.
- 4 EXTRACTION SLOT MAY BE PARTIALLY FLASHED OVER ONE END ONLY.
- 5 0.62 [.025] SQUARE POST SHOWN FOR REFERENCE ONLY.
- 6 CAVITY ACCEPTS 0.62 [.025] SQUARE POST (TYPICAL).
- 7 MARK AS SHOWN, (THIS SIDE ONLY) IN APPROXIMATE CENTER OF HOUSING. 'PULL HERE' AND 'PART NO.' WILL APPEAR ON HOUSINGS 6 POSITIONS AND LARGER.
- 8 AMP LOGO MOLDED IN TEXTURED AREA, AREA RAISED .0003 - .0007 HIGH AND MAY BE ON EITHER SIDE OF THE PART.

STAMPED	7	22.86 [.900]	9	25.81 [1.016]	20	87132-6
STAMPED	7	10.16 [.400]	4	13.11 [.516]	10	87132-5
STAMPED	7	2.54 [.100]	1	5.49 [.216]	4	87132-4
UNSTAMPED		22.86 [.900]	9	25.81 [1.016]	20	87132-3
UNSTAMPED		10.16 [.400]	4	13.11 [.516]	10	87132-2
UNSTAMPED		2.54 [.100]	1	5.49 [.216]	4	87132-1
REMARKS		C	B	A	NO. OF POSN	PART NUMBER

THIS DRAWING IS A CONTROLLED DOCUMENT.

DWN E. BRANDBERG 2-25-93	TE Connectivity Ltd.									
CHK S. SHUEY 2-25-93										
APVD S. SHUEY 2-25-93										
DIMENSIONS: mm [INCHES]	TOLERANCES UNLESS OTHERWISE SPECIFIED:	PRODUCT SPEC	NAME							
0 PLC ± -	1 PLC ± -	2 PLC ± -	3 PLC ± 0.12 [.005]	4 PLC ± -	ANGLES ± -	APPLICATION SPEC	SIZE	CAGE CODE	DRAWING NO	RESTRICTED TO
MATERIAL GLASS FILLED POLYESTER COLOR: DARK BROWN OR BLACK	FINISH -	WEIGHT	A2	00779	C-87132	CUSTOMER DRAWING	SCALE	SHEET	REV	
							5:1	1 of 1	N	

单击下面可查看定价，库存，交付和生命周期等信息

[>>TE Connectivity\(泰科\)](#)