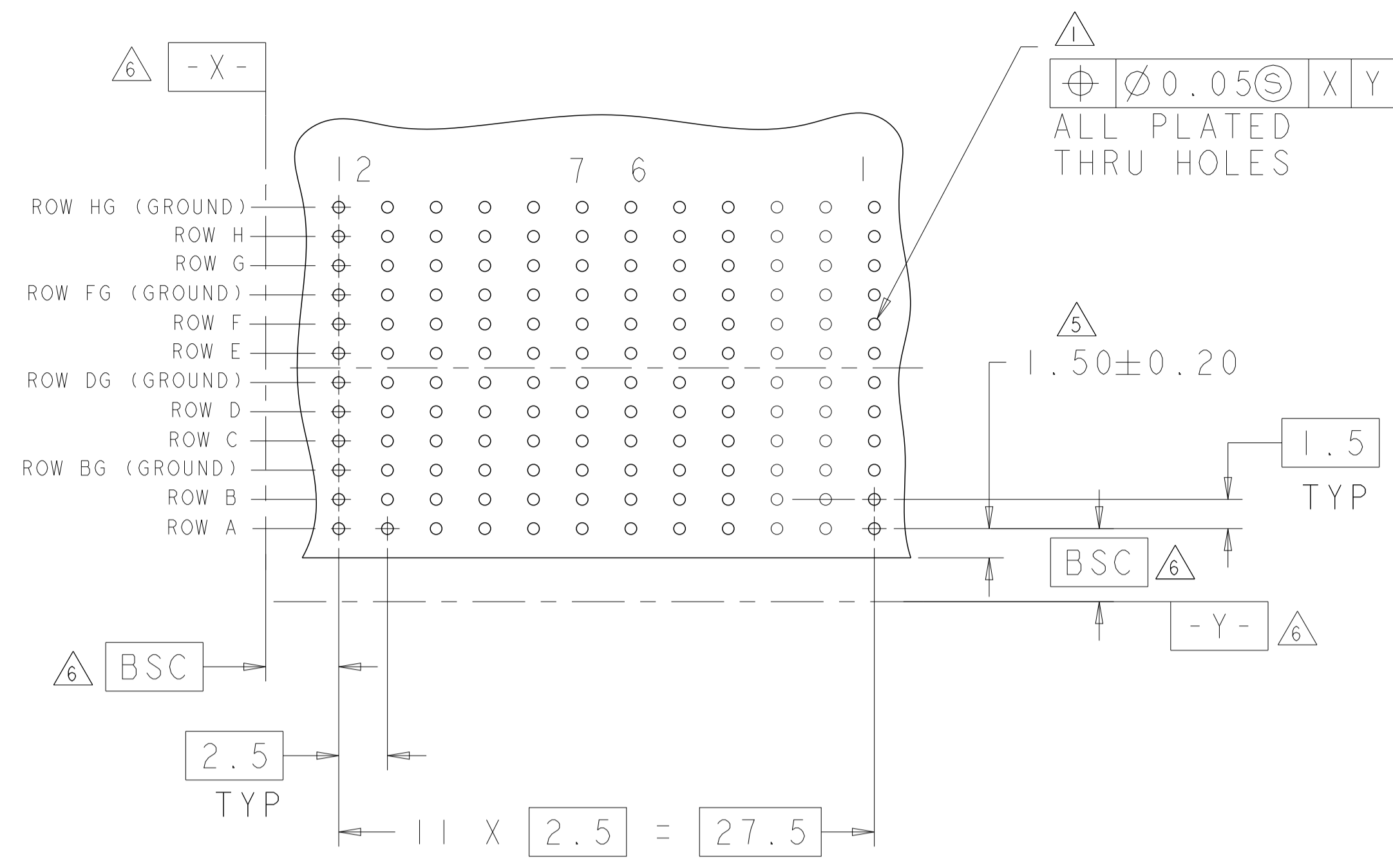
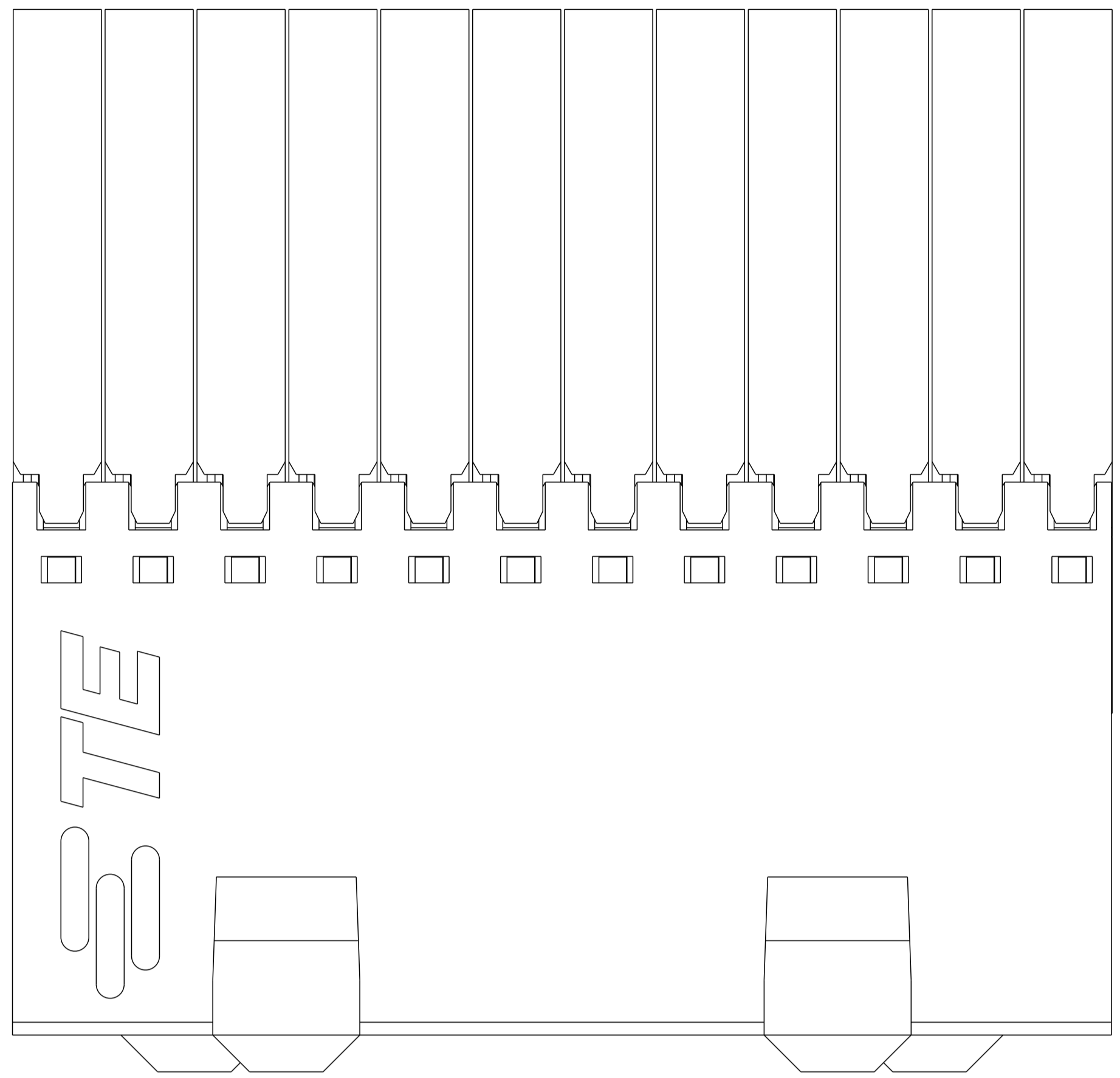
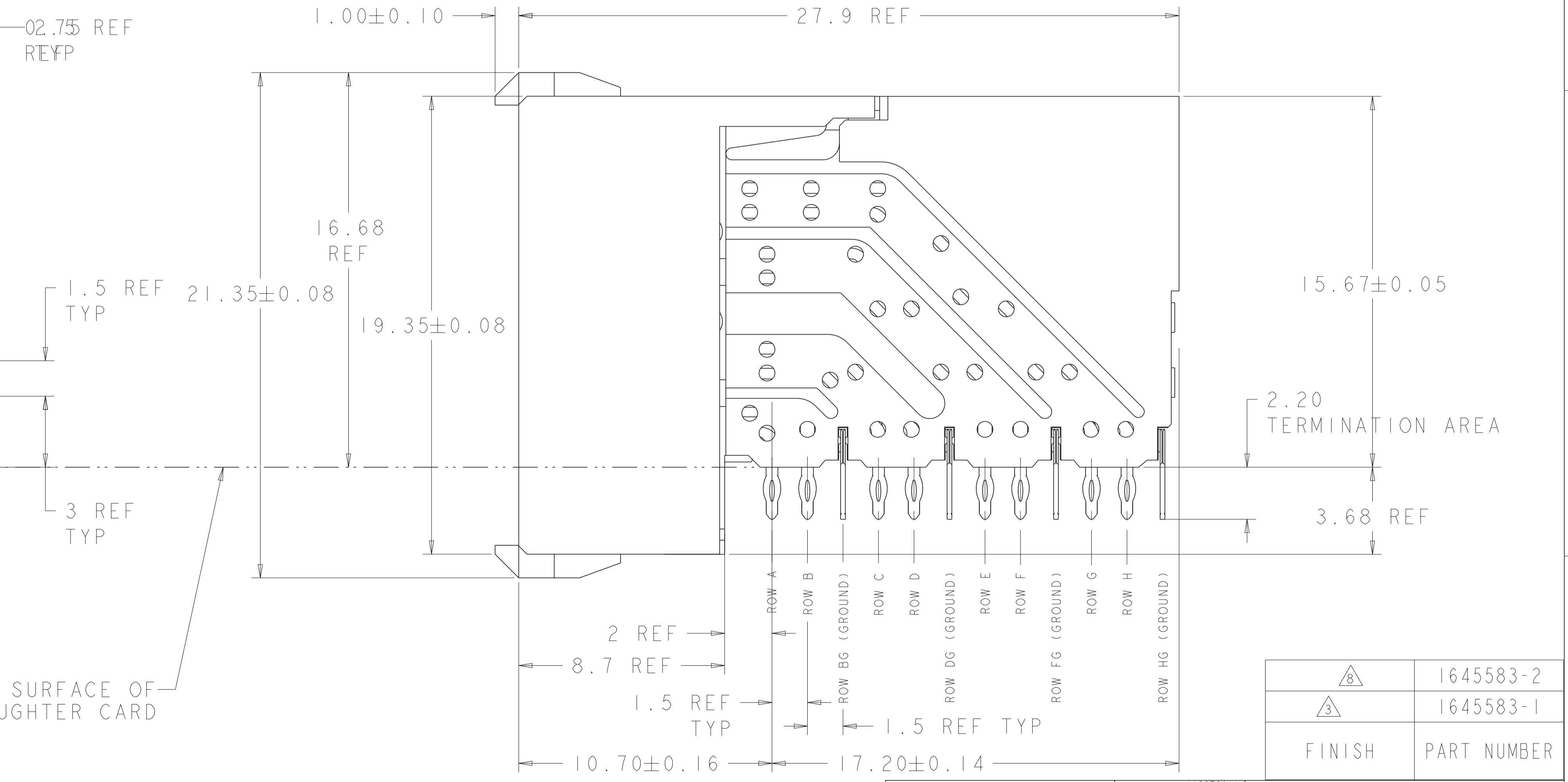
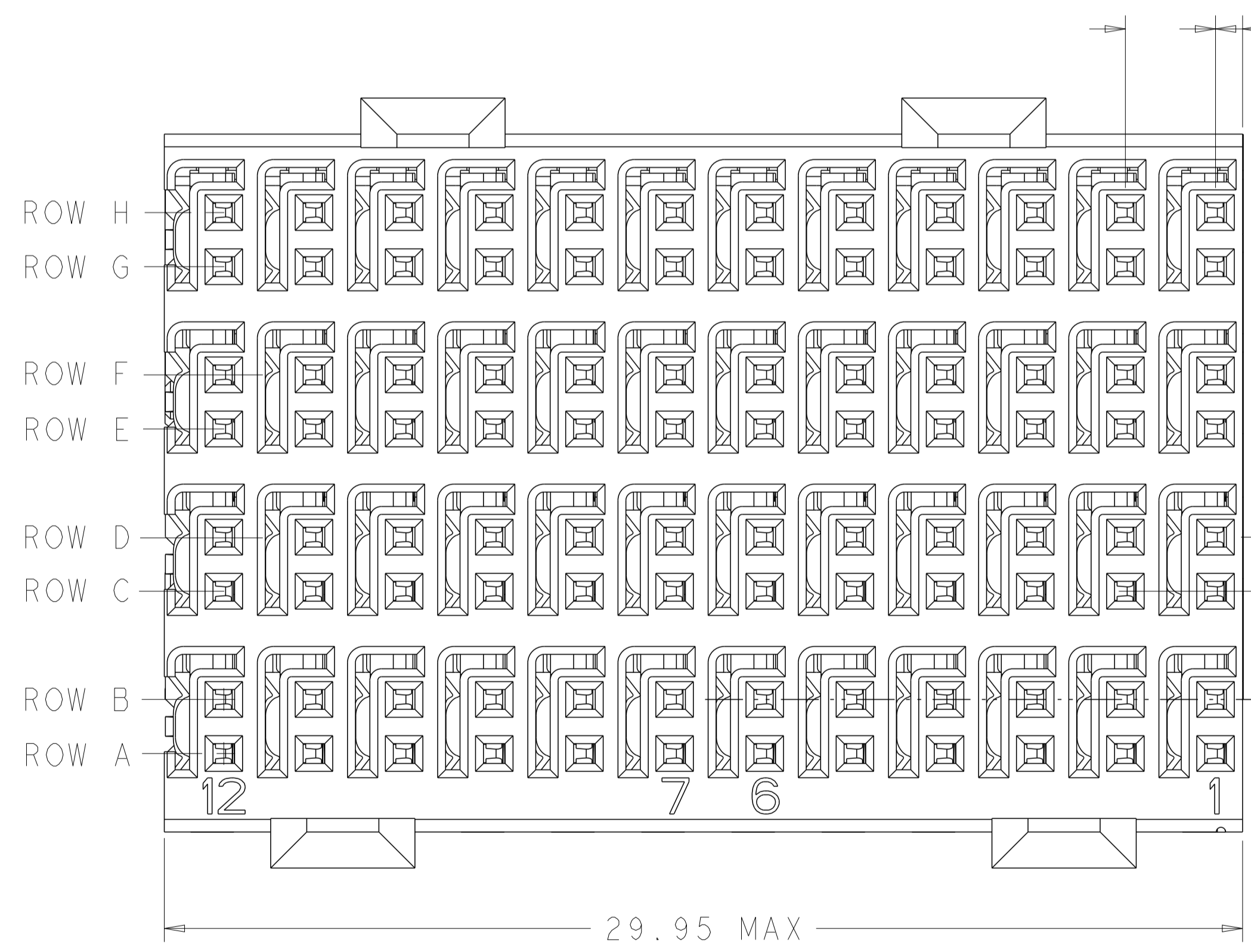


REVISIONS				
P	LTN	DESCRIPTION	DATE	APVD
C		REVISED PER ECO-14-005095	21APR2014	AP RP
D		REVISED PER ECO-16-008845	19SEP2016	AP RP
E		REVISED PER ECO-17-013036	13SEP2017	AP RP



RECOMMENDED PC BOARD LAYOUT,  
 DAUGHTER BOARD,  
 COMPONENT SIDE SHOWN  
 SCALE 4:1

- △ REFERENCE APPLICATION SPEC 114-13059 FOR RECOMMENDED PLATED THRU HOLE DIAMETER AND PLATING THICKNESSES.
- △ MATERIAL:  
 SHIELD - PHOSPHOR BRONZE  
 CONTACT - COPPER-NICKEL-SILICON  
 HOUSING, CHICKLET AND CHICKLET COVER - GLASS FILLED POLYESTER, UL 94V-0 RATED.
- △ FINISH: SIGNAL AND GROUND CONTACTS:  
 MATING AREA: 0.76µm MIN GOLD OVER 1.27µm MIN NICKEL  
 COMPLIANT PIN AREA: 0.5 µm MIN MATTE TIN OVER 1.27µm MIN NICKEL
- △ CONNECTOR MARKED WITH PART NUMBER AND DATE CODE IN APPROXIMATE AREA SHOWN
- △ DIMENSION APPLIES TO CENTERLINE OF THRU HOLE.
- △ DATUMS AND BASIC DIMENSIONS ESTABLISHED BY CUSTOMER.
- 7. CONTACT AREA LUBRICATED WITH BELLCORE APPROVED LUBRICANT. TECHNICAL REFERENCE: GR-1217-CORE, ISSUE 1, NOVEMBER 1995.
- △ FINISH: CONTACT AND SHIELD  
 MATING AREA - 0.076µm MIN GOLD OVER 0.686µm MIN PALLADIUM NICKEL OVER 1.27µm MIN NICKEL  
 COMPLIANT PIN AREA - 0.5µm MIN MATTE TIN OVER 1.27µm MIN NICKEL



△	1645583-2
△	1645583-1
FINISH	PART NUMBER

THIS DRAWING IS A CONTROLLED DOCUMENT. DWN R. GRZYBOWSKI 11OCT2011  
 CHK J. EARY 11OCT2011  
 APVD J. EARY 11OCT2011

DIMENSIONS:	TOLERANCES UNLESS OTHERWISE SPECIFIED:	NAME	RECEPTACLE ASSEMBLY, 4 PAIR, 30mm, HMZd
mm	0 PLC ±.01 1 PLC ±.02 2 PLC ±.03 3 PLC ±.04 4 PLC ±.05 ANGLES ±.01	PRODUCT SPEC	
MATERIAL:	FINISH	APPLICATION SPEC	
SEE TABLE		WEIGHT	
		CUSTOMER DRAWING	

SIZE: A1 00779 C=1645583  
 SCALE: 8:1 SHEET 1 OF 1 REV E

单击下面可查看定价，库存，交付和生命周期等信息

[>>TE Connectivity\(泰科\)](#)