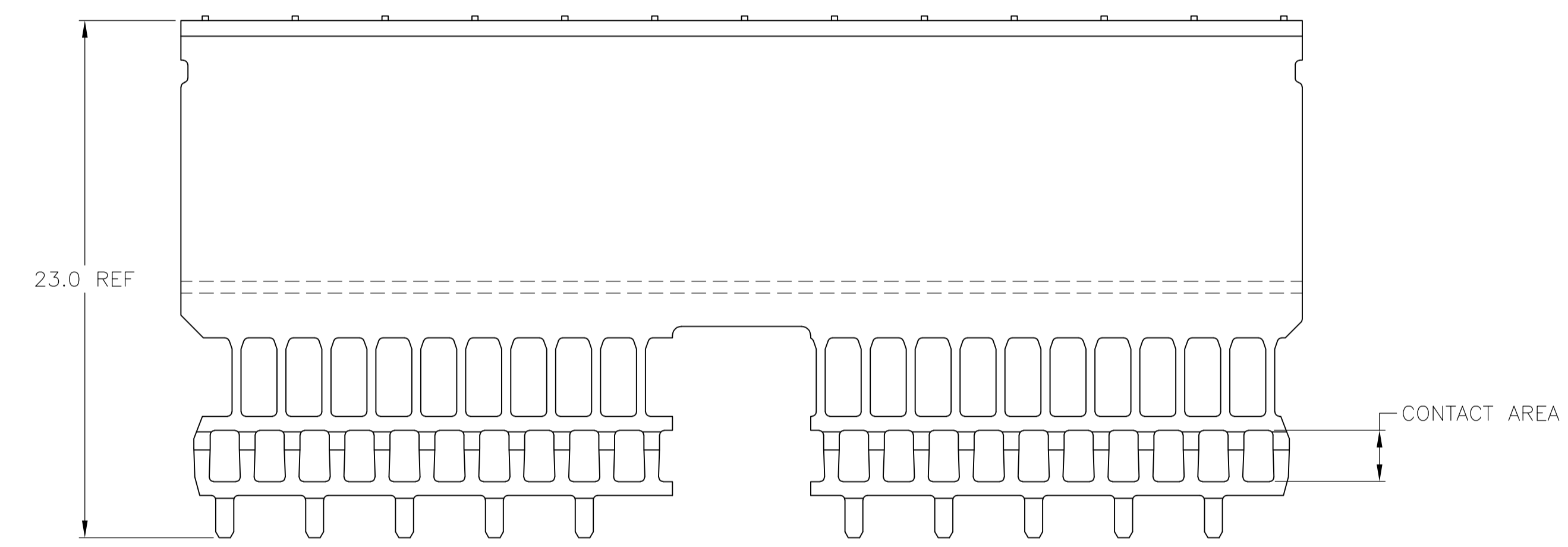
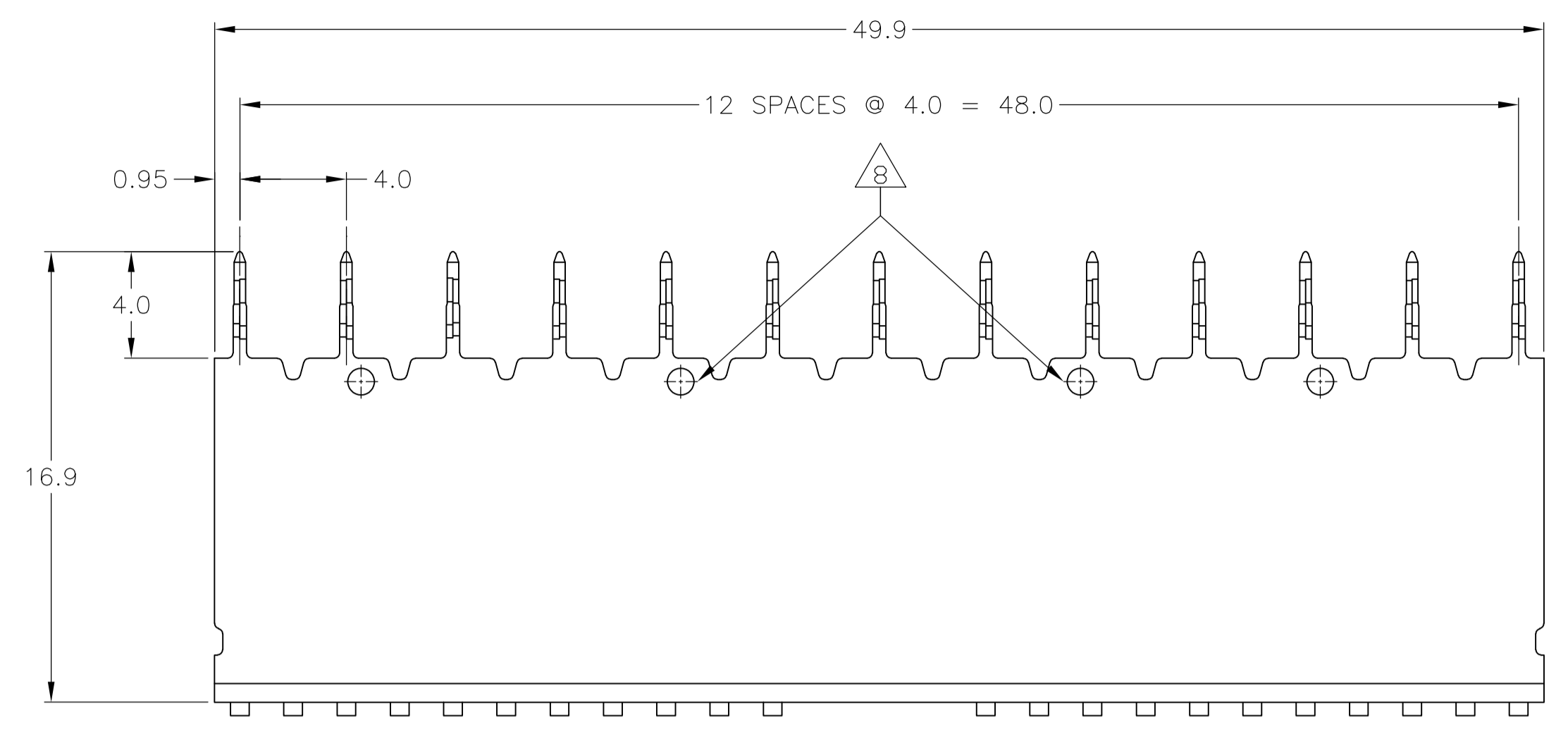
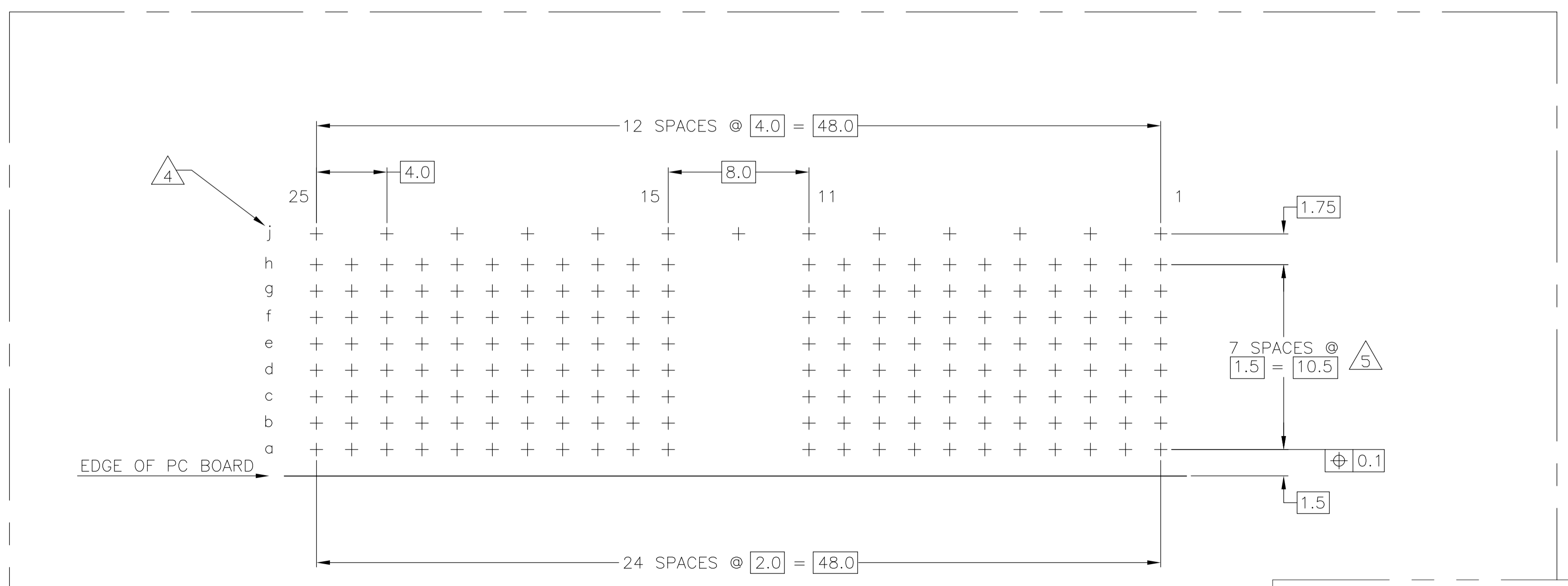
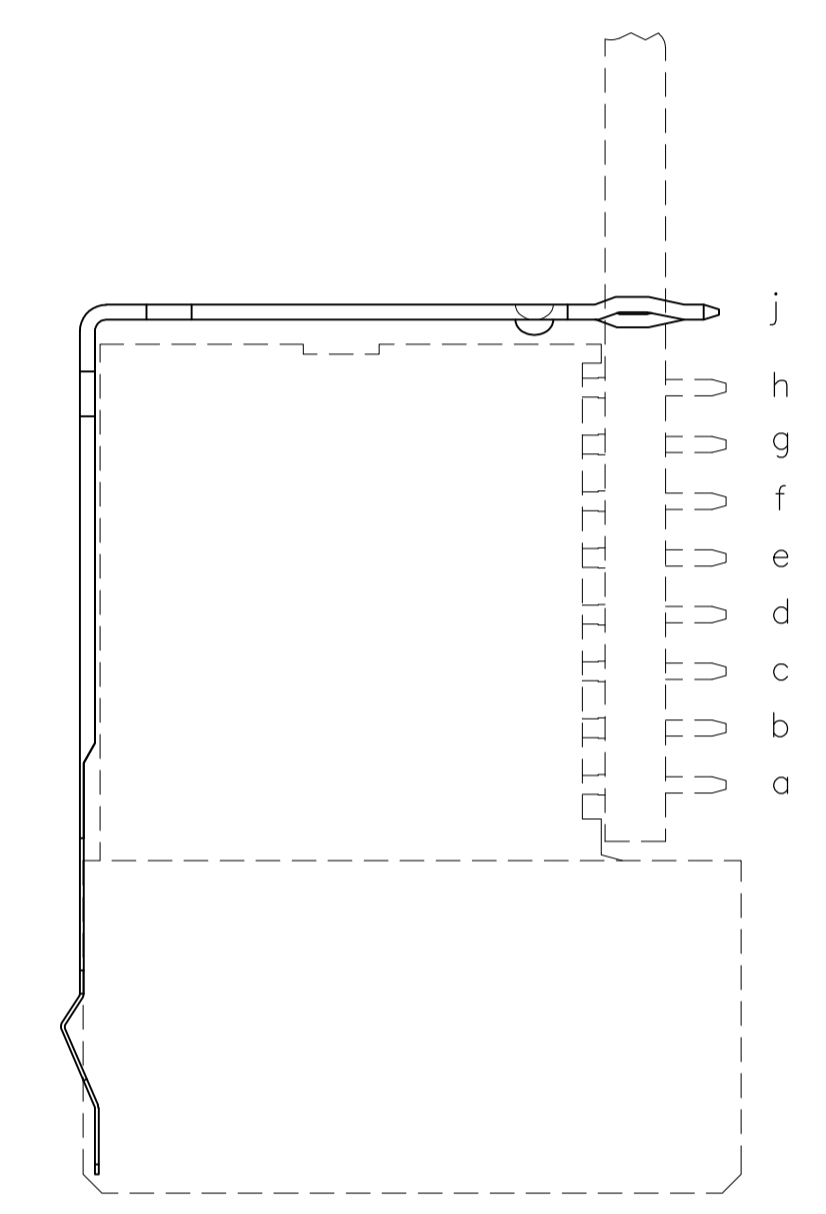


LOC		DIST		REVISIONS			
P	LTR	DESCRIPTION	DATE	DN	APVD		
B		REVISED PER ECO-07-030179	21DEC07	DH	JE		
B1		REVISED PER ECO-10-000444	15JAN09	KK	AEG		



- 1 MATERIAL: PHOSPHOR BRONZE.
- 2 GENERAL PLATING SPECIFICATION: UNDERPLATING (ENTIRE CONTACT): 1.27µm MIN NICKEL AND ACTION PIN: 0.5µm MIN TIN. FOR PLATING OF MATING SURFACES SEE APPLICABLE SPECIFICATION REFERENCE FOR EACH DASH NUMBER.
- 3 CONFORMS TO ALL TESTING ACCORDING TO IEC 61076-4-101 PERFORMANCE LEVEL 2.
- 4 ROW J 13 PLATED THROUGH HOLES FOR UPPER-SHIELD.
- 5 HOLE PATTERN FOR FEMALE CONNECTOR TYPE A. 176 PLATED-THROUGH HOLES A 1.5 X 2mm GRID.
- 6 CONTACT AREA LUBRICATED WITH BELLCORE APPROVED LUBRICANT. TECHNICAL REFERENCE: GR-1217-CORE, ISSUE 1, NOVEMBER 1995.
- 7 CONNECTOR TESTED AND QUALIFIED AGAINST TELCORDIA GR-1217-CORE QUALITY LEVEL 3 CENTRAL OFFICE APPLICATIONS.
- 8 OPTIONAL DIMPLES AT DISCRETION OF DIE ENGINEER.
- 9 OBSOLETE PARTS: OBSOLETE CIS STREAMLINING PER D.RENAUD/D.SINISI



COMPONENT SIDE AS SHOWN  
 RECOMMENDED PCB-HOLE LAYOUT

**PLATED THRU HOLES PARAMETERS**  
 REFERENCE APPLICATION SPECIFICATION

9	OBSOLETE	2 7 6	-5646427-9-
		2 3	5646427-1
		FINISH	PART NUMBER

THIS DRAWING IS A CONTROLLED DOCUMENT.		DIN B CARBO 03AUG05	Tyco Electronics Corporation Harrisburg, PA 17105-3608	
DIMENSIONS: mm		CIK G SKIPPER 03AUG05	NAME: GROUND RETURN UPPER-SHIELD, TYPE D Z-PACK 2mm HM 8 ROW, FEMALE (INTEGRATED VERSION)	
TOLERANCES UNLESS OTHERWISE SPECIFIED:		APVD G SKIPPER 03AUG05	PRODUCT SPEC: 108-19082	
0. PLC ± -		APPLICATION SPEC: 114-19036		
1. PLC ± 0.1		SIZE: A1		
2. PLC ± -		CAGE CODE: 00779		
3. PLC ± -		DRAWING NO: 5646427		
4. PLC ± -		RESTRICTED TO: -		
ANGLES ± -		WEIGHT: -		
MATERIAL: 1		CUSTOMER DRAWING		
FINISH: SEE TABLE		SCALE: 5:1 SHEET 1 OF 1 REV B1		

单击下面可查看定价，库存，交付和生命周期等信息

[>>TE Connectivity\(泰科\)](#)