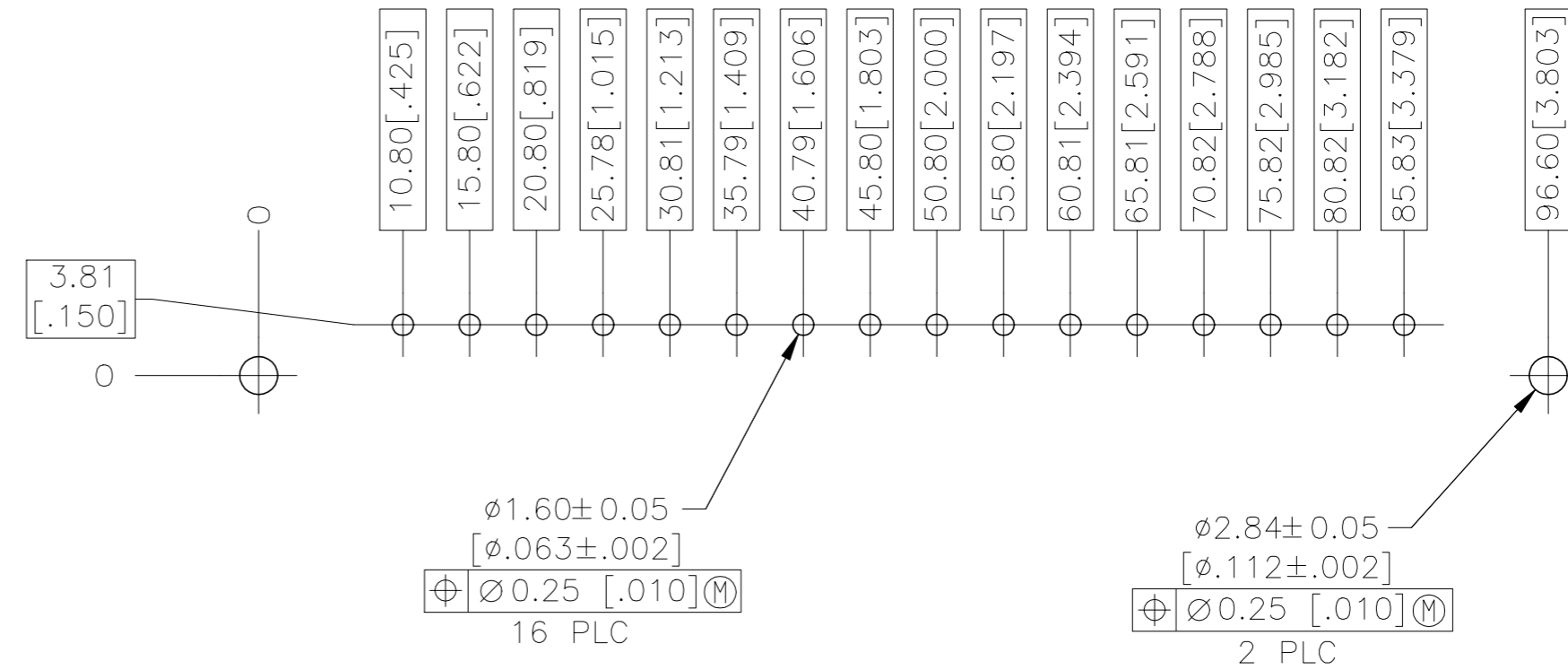
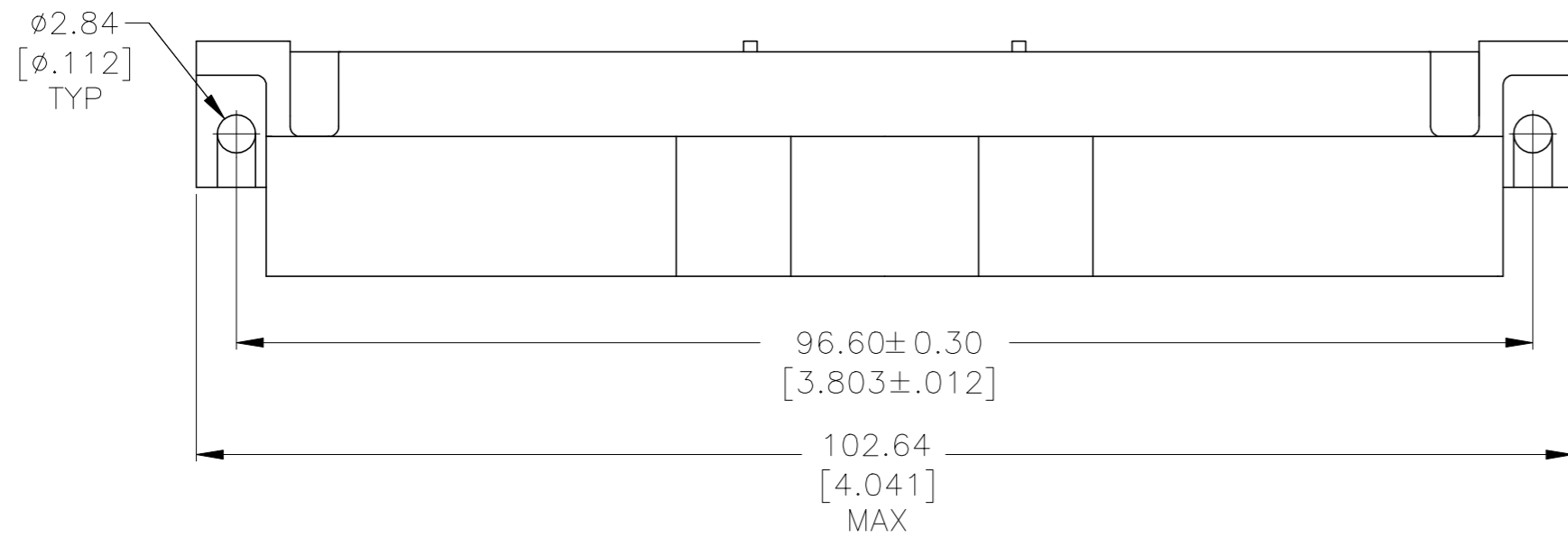
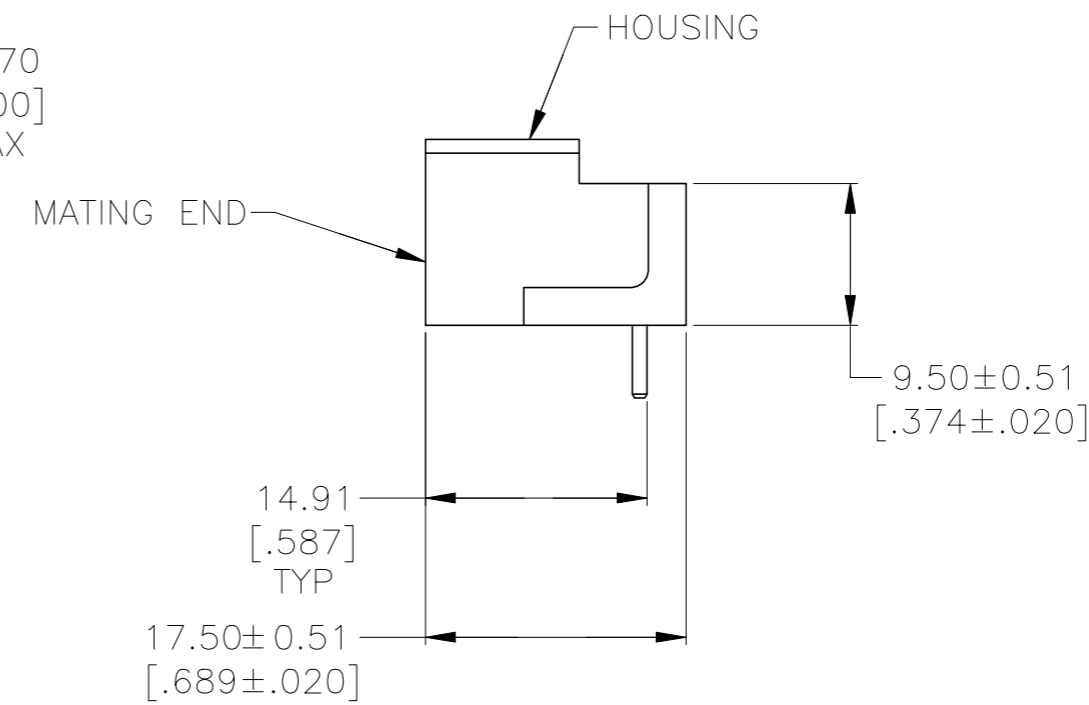
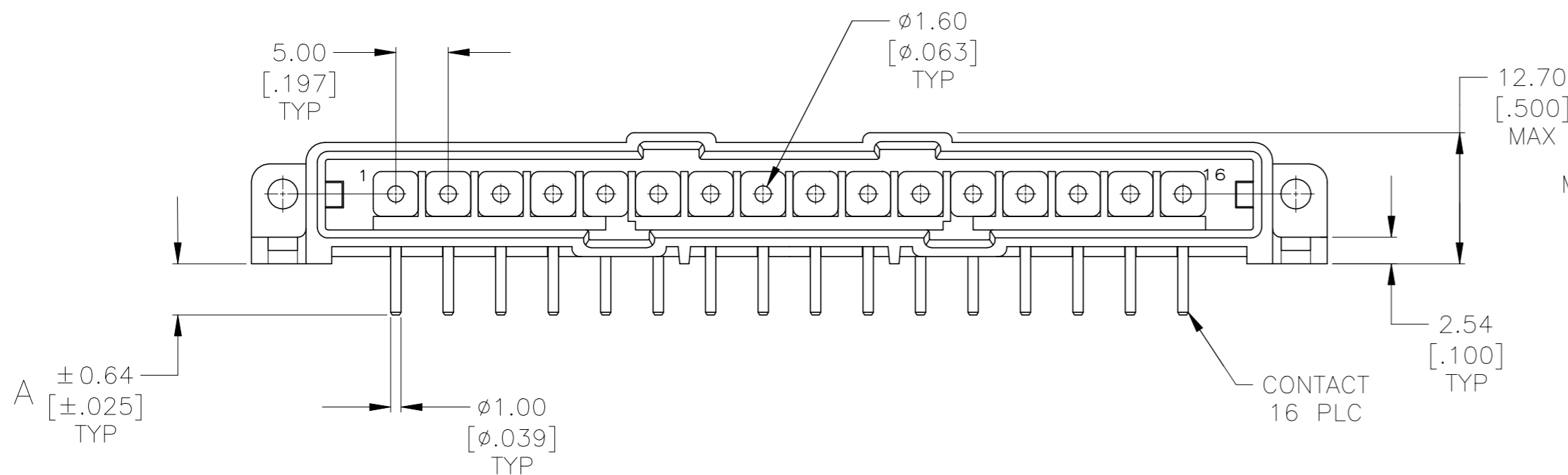


THIS DRAWING IS UNPUBLISHED. RELEASED FOR PUBLICATION  
 © COPYRIGHT - TE Connectivity ALL RIGHTS RESERVED.

REVISIONS					
P	LTR	DESCRIPTION	DATE	DWN	APVD
N		REVISED PER ECO-17-011181	04AUG2017	RS	MZ
P		REVISED PER ECO-18-000443	19JAN2018	RS	MZ
R		REVISED PER ECO-20-001562	04FEB2020	SG	MZ



RECOMMENDED PC BOARD LAYOUT



- 1 HOUSING MATERIAL: PA66, BLACK, UL 94 V-0 RATED.
- 2 BRASS PER ASTM B36.
- 3 3.81µm [.000150] MIN TIN-LEAD OVER 2.54µm [.000100] MIN COPPER OR 1.27µm [.000050] MIN NICKEL.
- 4 0.76µm [.000030] MIN GOLD FOR A LENGTH OF 5.08 [.200] MIN FROM MATING END, 3.81µm [.000150] MIN TIN-LEAD FOR A LENGTH OF 13.08 [.515] MIN FROM OPPOSITE END, BOTH OVER 1.27µm [.000050] MIN NICKEL.
- 5 0.76µm [.000030] MIN GOLD FOR A LENGTH OF 5.08 [.200] MIN FROM MATING END, 3.81µm [.000150] MIN TIN FOR A LENGTH OF 13.08 [.515] MIN FROM OPPOSITE END, BOTH OVER 1.27µm [.000050] MIN NICKEL.
- 6 .000150 MIN LEAD FREE TIN OVER .000100 MIN COPPER, OR .000050 MIN NICKEL.
- 7 PRELIMINARY PART NUMBER

OBSOLETE	.137	5	207544-9
	.192	6	207544-8
	.192	5	207544-7
OBSOLETE	-	-	207544-6
OBSOLETE	.192	4	207544-3
OBSOLETE	.192	3	207544-1
	A	FINISH	PART NO

THIS DRAWING IS A CONTROLLED DOCUMENT.		DWN L.SIPE 07/01/92	TE Connectivity Ltd.	
DIMENSIONS: mm [INCHES]		CHK R.STONE 7-8-92		
TOLERANCES UNLESS OTHERWISE SPECIFIED:		APVD A.TRAVIS 7-8-92	NAME	
0 PLC ± -		PRODUCT SPEC		
1 PLC ± -		APPLICATION SPEC		
2 PLC ± 0.25 [.010]		-		
3 PLC ± -		-		
4 PLC ± -		-		
ANGLES ± -		-		
MATERIAL HOUSING: 1		WEIGHT -	SIZE A2	CAGE CODE 00779
CONTACTS: SEE TBL		DRAWING NO 207544		RESTRICTED TO -
CUSTOMER DRAWING		SCALE 2:1		SHEET 1 of 1
		REV R		

单击下面可查看定价，库存，交付和生命周期等信息

[>>TE Connectivity\(泰科\)](#)