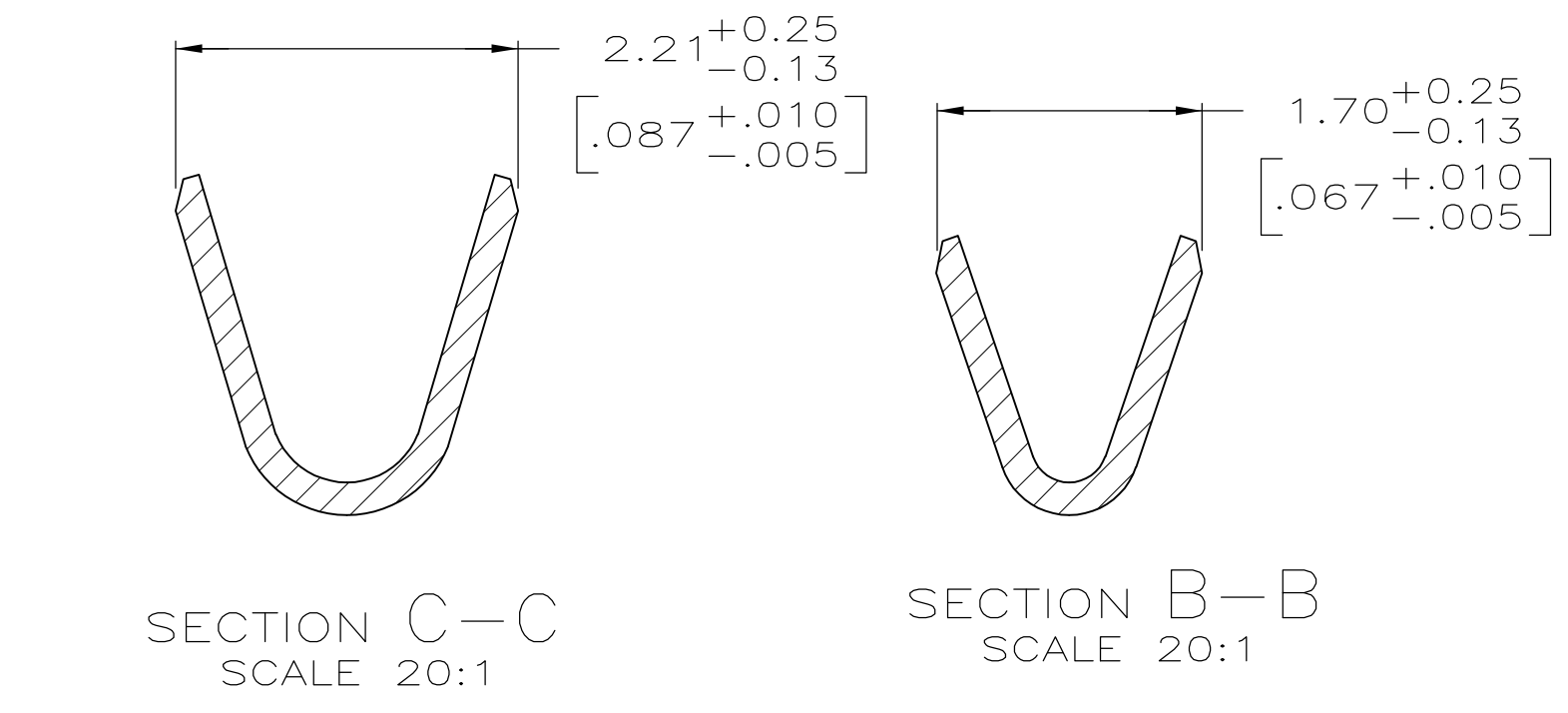
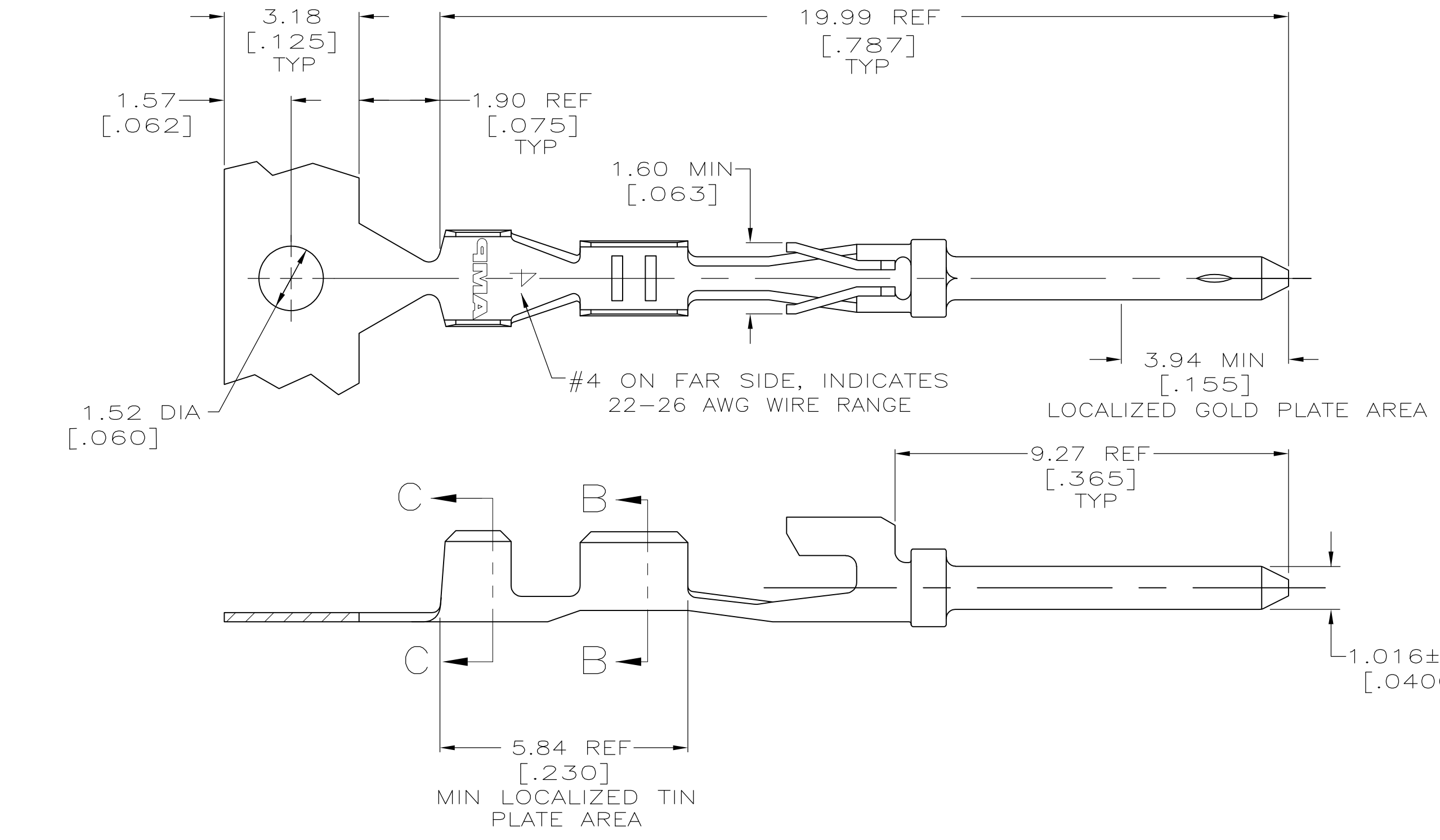
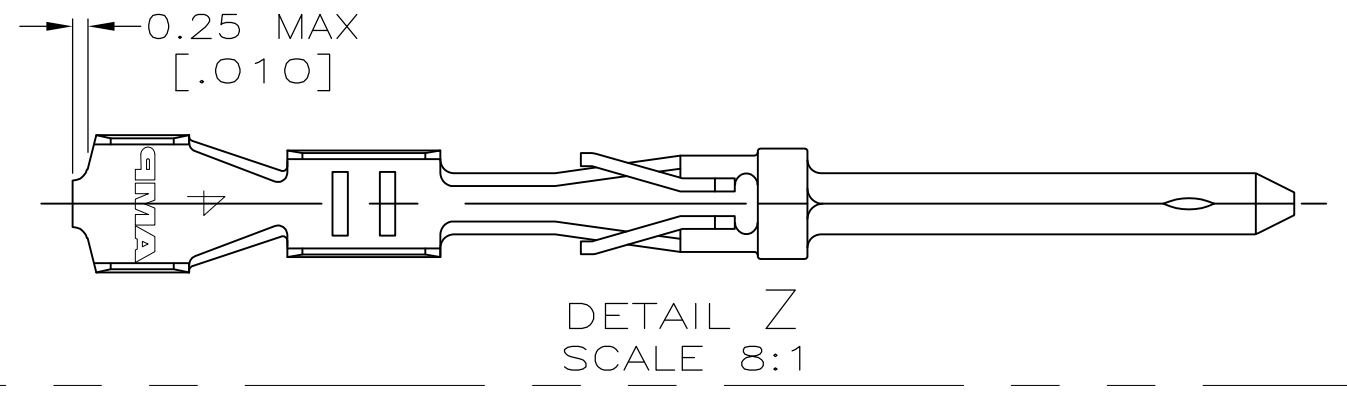


THIS DRAWING IS UNPUBLISHED. RELEASED FOR PUBLICATION
 © COPYRIGHT BY TYCO ELECTRONICS CORPORATION. ALL RIGHTS RESERVED.

LOC		DIST		REVISIONS			
P	LTR	DESCRIPTION	DATE	DWN	APVD		
GP	00	P					
		P	REVISED PER ECO-08-008114	1JUL2008	ZMRCWR		



- 1 GOLD PLATING PER MIL-G-45204, TIN PLATING PER MIL-T-10727, NICKEL PLATING PER QQ-N-290.
- 2 GOLD PLATED IN LOCALIZED GOLD PLATE AREA, 0.76µm [.000030] MIN GOLD IN MATED AREA, 2.54µm [.000100] MIN BRIGHT TIN OR BRIGHT TIN-LEAD IN MIN LOCALIZED TIN PLATE AREA, ALL OVER 1.27µm [.000050] MIN NICKEL.
- 3 GOLD PLATED IN LOCALIZED GOLD PLATE AREA, GOLD FLASH IN MATED AREA, 2.54µm [.000100] MIN BRIGHT TIN OR BRIGHT TIN-LEAD IN MIN LOCALIZED TIN PLATE AREA, ALL OVER 0.76µm [.000030] MIN NICKEL.
- 4 GOLD PLATED IN LOCALIZED GOLD PLATE AREA, GOLD FLASH IN MATED AREA, 2.54µm [.000100] MIN MATTE TIN IN MIN LOCALIZED TIN PLATE AREA, ALL OVER 0.76µm [.000030] MIN NICKEL.
- 5 GOLD PLATED IN LOCALIZED GOLD PLATE AREA, 0.76µm [.000030] MIN GOLD IN MATED AREA, 2.54µm [.000100] MIN MATTE TIN IN LOCALIZED TIN PLATE AREA, ALL OVER 1.27µm [.000050] MIN NICKEL UNDERPLATE.
OR
GOLD PLATED IN LOCALIZED GOLD PLATE AREA, GOLD FLASH OVER PALLADIUM-NICKEL, 0.76µm [.000030] MIN TOTAL IN MATED AREA, 2.54µm [.000100] MIN MATTE TIN IN LOCALIZED TIN PLATE AREA, ALL OVER 1.27µm [.000050] MIN NICKEL UNDERPLATE.
- 6 PHOSPHOR BRONZE PER QQ-B-750.
- 7. INSULATION SUPPORT DESIGNED FOR .054 MAX DIA SINGLE WIRE OR .039 MAX DIA. DUAL WIRES.

REVISION	DESCRIPTION	DATE	BY
5	-	11-15-04	L. VARELA - DOCK5
4	-	11-15-04	J. GERACE
3	DETAIL Z	11-15-04	M. WALMSLEY
2	DETAIL Z	11-15-04	M. WALMSLEY
1	DETAIL Z	11-15-04	M. WALMSLEY

THIS DRAWING IS A CONTROLLED DOCUMENT.		DWN L. VARELA - DOCK5 11-15-04	Tyco Electronics Corporation Harrisburg, PA 17105-3608	
DIMENSIONS: mm [INCHES]		CHK J. GERACE 11-15-04	NAME CONTACT PIN, OPEN BARREL, #22-26, HDE-20, AMPLIMITE	
TOLERANCES UNLESS OTHERWISE SPECIFIED:		APVD M. WALMSLEY 11-15-04	SIZE A2 CAGE CODE 00779 DRAWING NO C=745266	
0 PLC ± -	1 PLC ± -	PRODUCT SPEC 108-40011	RESTRICTED TO -	
2 PLC ± 0.13 [.005]	3 PLC ± -	APPLICATION SPEC 114-40003	SCALE 10:1 SHEET 1 of 1 REV P	
4 PLC ± -	ANGLES ± -	FINISH SEE TABLE 1	CUSTOMER DRAWING	

单击下面可查看定价，库存，交付和生命周期等信息

[>>TE Connectivity\(泰科\)](#)