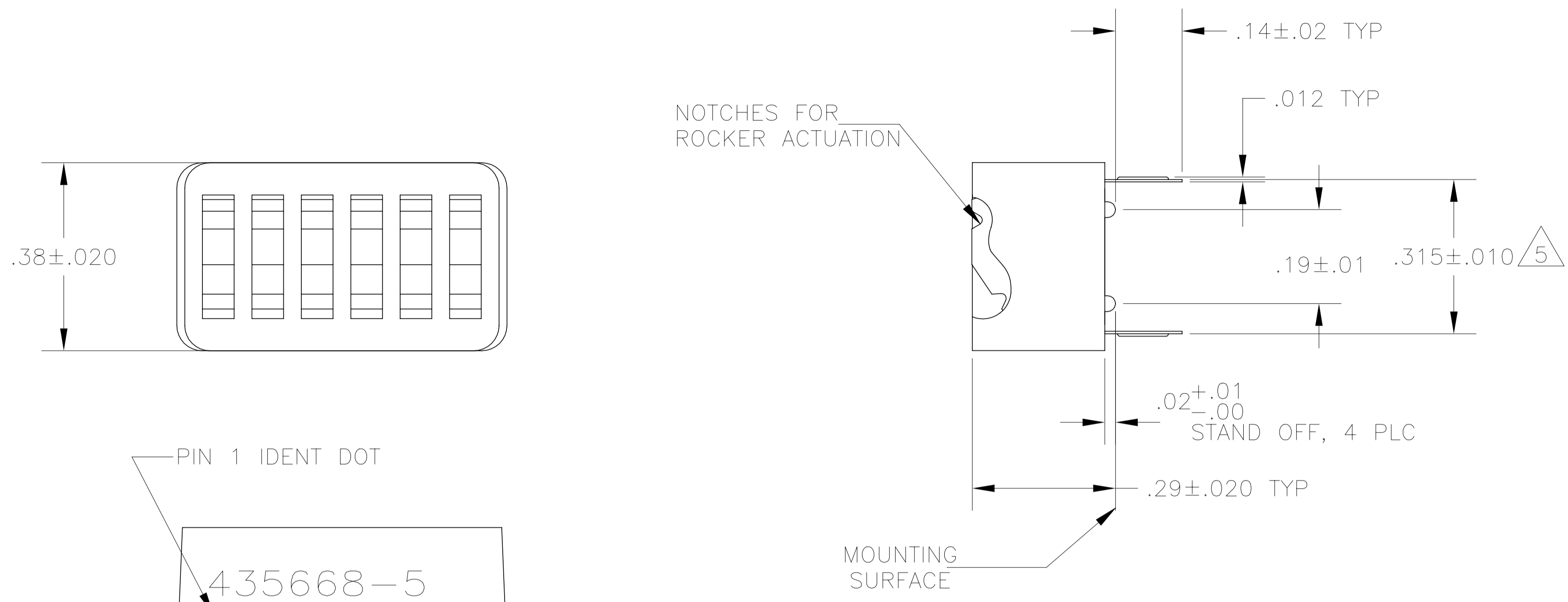
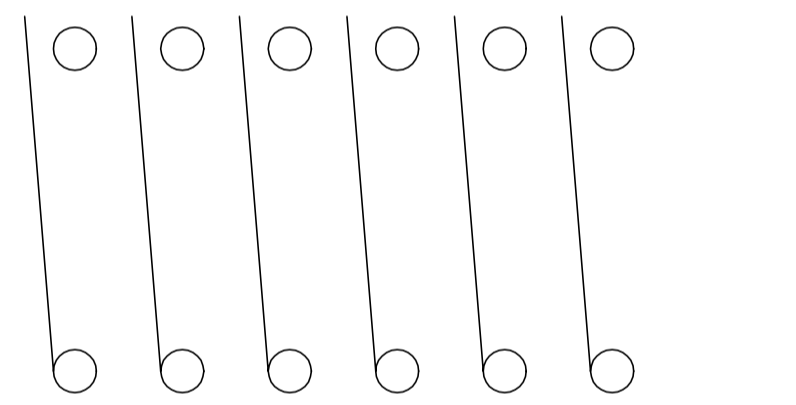
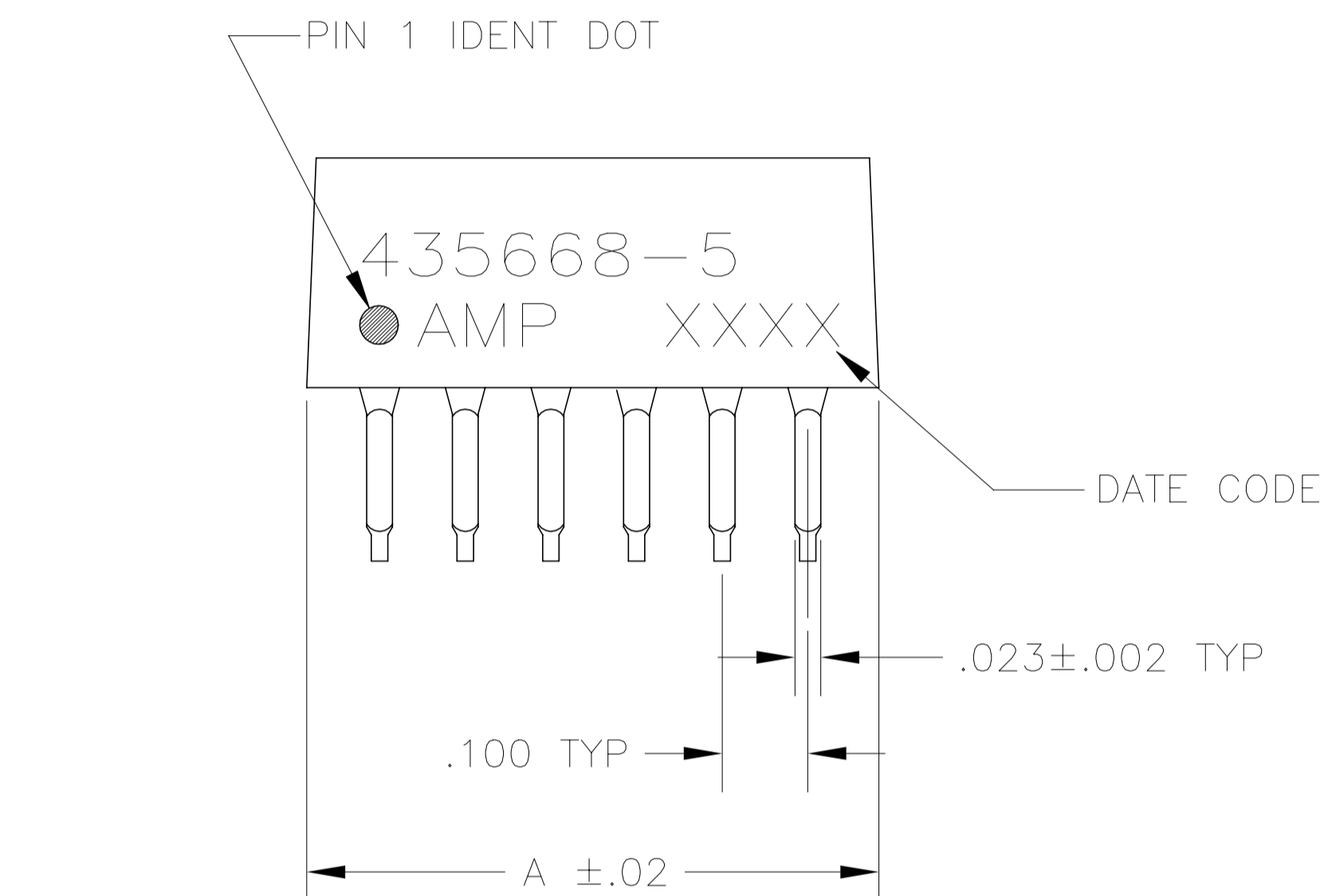


REVISIONS				
P	LTR	DESCRIPTION	DATE	APVD
	AN	ECO-20-004897	24AUG2020	SB JB



- FOR ADDITIONAL SPECIFICATIONS SEE AMP PRODUCT SPEC 108-7532.
- SWITCH SHOWN IN OPEN POSITION.
- ALL CHARACTERS AND ROCKERS ARE WHITE, HOUSING IS BLUE.
- LASER MARKING WILL VARY ON 2 AND 3 POSITION SIDES DUE TO SPACE RESTRICTIONS.
- .315 DIMENSION APPLIES AT TERMINAL TIPS. TERMINALS ARE  $.300^{+.010}_{-.000}$  AT MOUNTING SURFACE.
- OBSOLETE PARTS: OBSOLETE CIS STREAMLINING PER D.RENAUD/D.SINISI
- MARKS WILL BE ADDED BY LASER MARK PROCESS.



CONTACT ARRANGEMENT

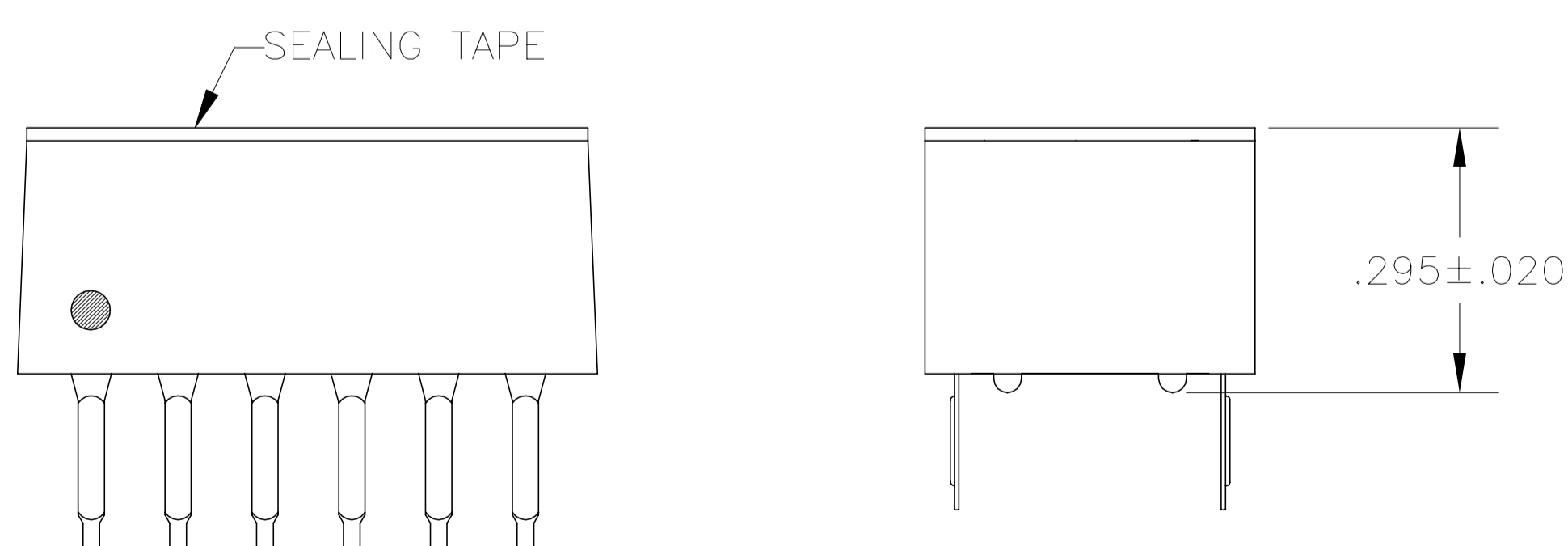


FIG 1

435668-5 SHOWN

FIG	DESCRIPTION	FIG	NO OF POSN	NO OF POSN	PART NO
6	OBSOLETE	FIG 7	5	5	8-435668-7
	OBSOLETE	FIG 6	12	5	8-435668-6
	OBSOLETE	FIG 5	6	12	8-435668-5
SUPERSEDED BY 2-435668-5 FIG 3 & 4					
	OBSOLETE		4	6	8-435668-3
			4	4	8-435668-0
			5	5	3-435668-5
			4	4	3-435668-4
			3	3	3-435668-3
			12	12	3-435668-2
6	OBSOLETE		11	11	3-435668-1
			10	10	3-435668-0
			9	9	2-435668-9
			8	8	2-435668-8
			7	7	2-435668-7
			2	2	2-435668-6
			6	6	2-435668-5
SUPERSEDED BY 3-435668-2					
			10	10	435668-9
			9	9	435668-8
			8	8	435668-7
SUPERSEDED BY 2-435668-7					
			7	7	435668-6
			6	6	435668-5
SUPERSEDED BY 3-435668-3					
			2	2	435668-1

MARKING	SEALING TAPE	A	NO OF POSN	PART NO
---------	--------------	---	------------	---------

THIS DRAWING IS A CONTROLLED DOCUMENT.		DWN R.TALLEY 02JAN90	<b>STE</b> TE Connectivity Ltd.	
DIMENSIONS: INCHES		CHK R.MILLER 03JAN90		
TOLERANCES UNLESS OTHERWISE SPECIFIED:		APVD H.LEITER 03JAN90	NAME	
0 PLC ± -		PRODUCT SPEC	SWITCH ASSY, DIP, TYPE C, 7100 SERIES, SPST, LOW PROFILE	
1 PLC ± -			-	
2 PLC ± -		APPLICATION SPEC	-	
3 PLC ± .005			SIZE	CAGE CODE
4 PLC ± -			A2	00779
ANGLES ± -		WEIGHT	DRAWING NO	RESTRICTED TO
MATERIAL: HOUSING & ROCKERS: POLYESTER CONTACTS: COPPER ALLOY			C=435668	-
FINISH: CONTACTS: PLATED .000030 MIN GOLD IN CONTACT AREA OVER .000050 MIN NICKEL		CUSTOMER DRAWING	SCALE	SHEET
			4:1	1 of 2
				REV AN

REVISIONS					
P	LTR	DESCRIPTION	DATE	DWN	APVD
-	-	SEE SHEET 1	-	-	-

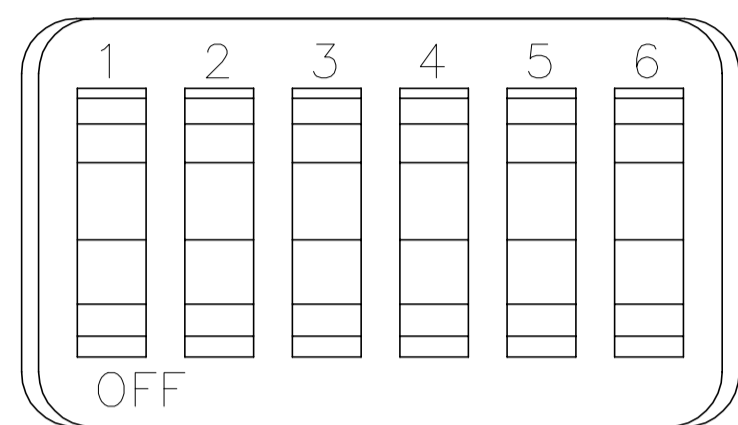


FIG 2

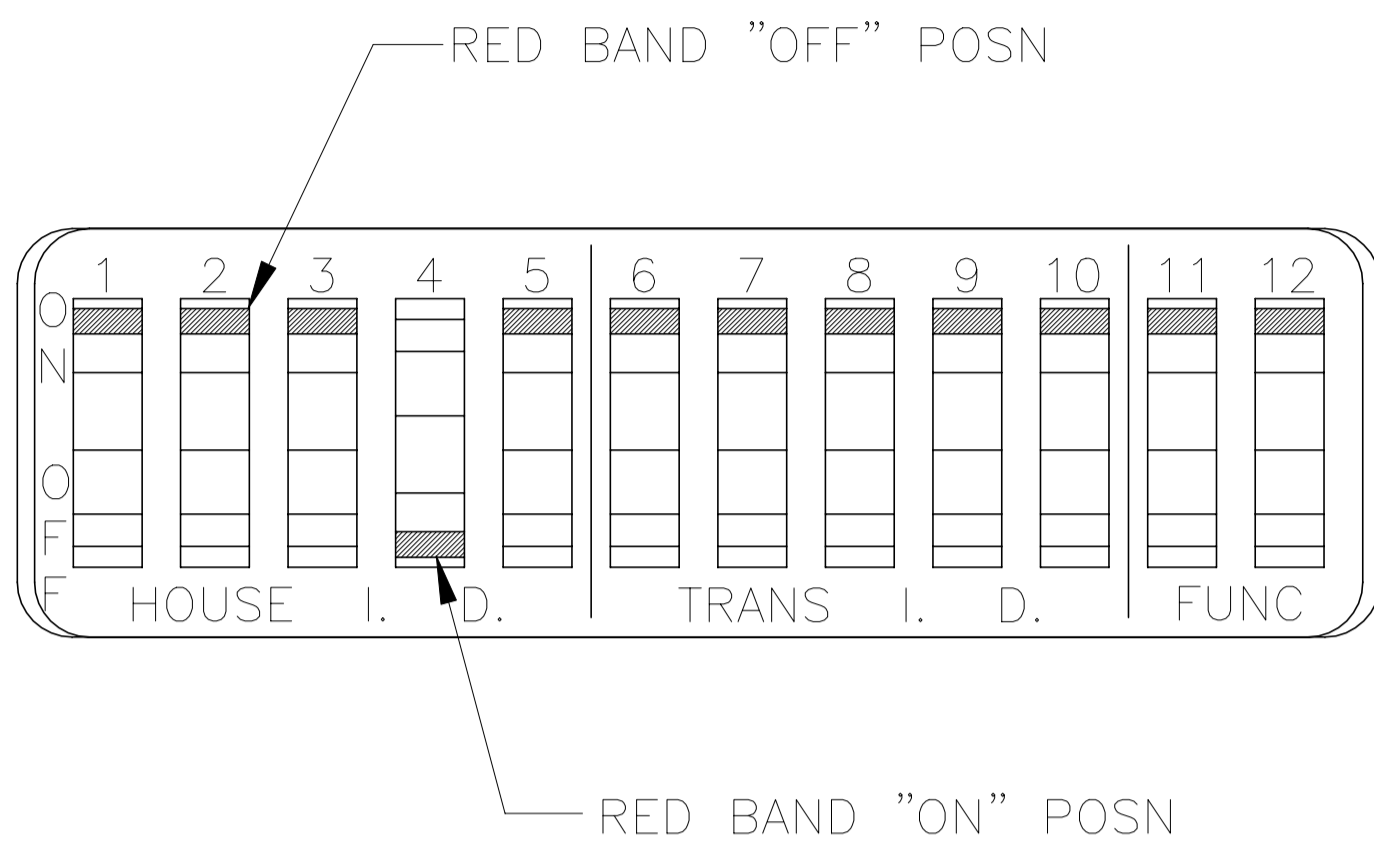


FIG 5

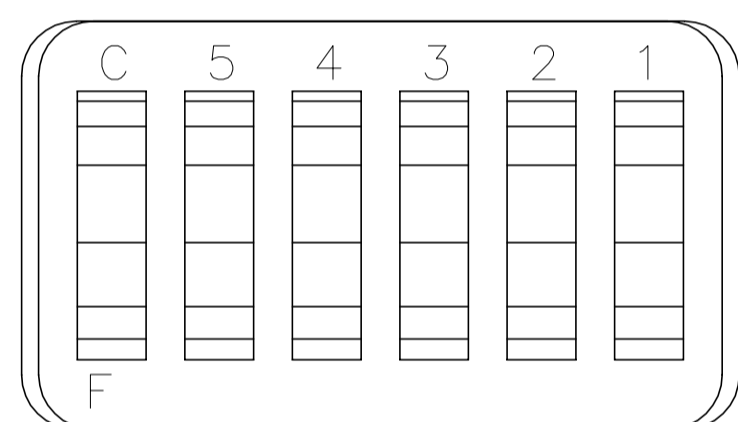


FIG 3

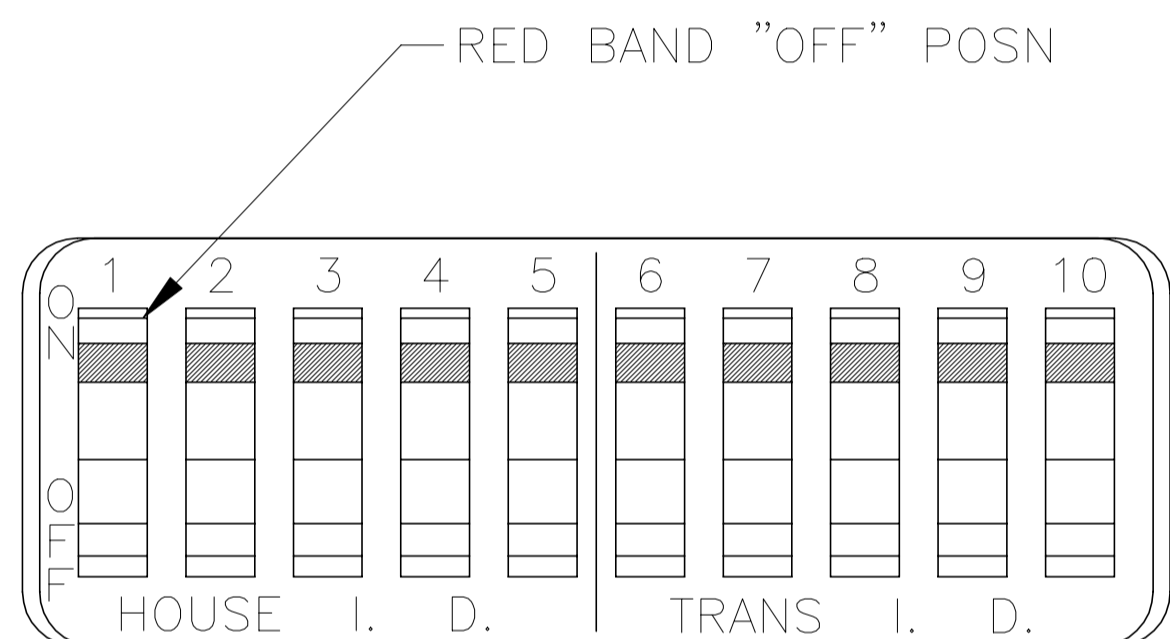


FIG 6

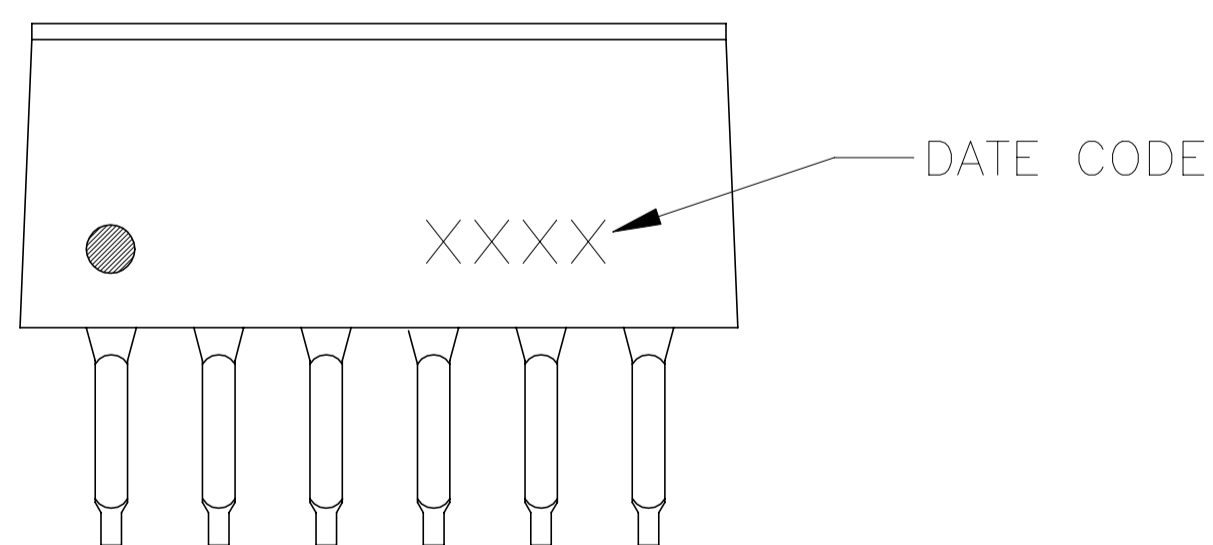


FIG 4

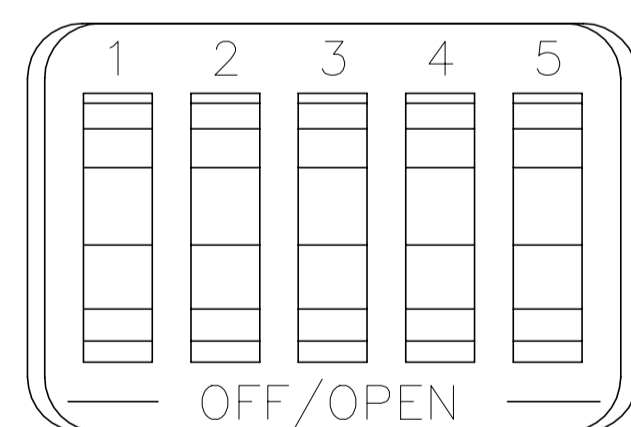


FIG 7

THIS DRAWING IS A CONTROLLED DOCUMENT.		DWN R. TALLEY 02JAN90	TE Connectivity Ltd.																			
DIMENSIONS: INCHES		CHK R. MILLER 03JAN90																				
TOLERANCES UNLESS OTHERWISE SPECIFIED:		APVD H. LEITER 03JAN90	NAME SWITCH ASSY, DIP, TYPE C, 7100 SERIES, SPST, LOW PROFILE																			
<table border="0"> <tr><td>0 PLC</td><td>±</td><td>-</td></tr> <tr><td>1 PLC</td><td>±</td><td>-</td></tr> <tr><td>2 PLC</td><td>±</td><td>-</td></tr> <tr><td>3 PLC</td><td>±</td><td>.005</td></tr> <tr><td>4 PLC</td><td>±</td><td>-</td></tr> <tr><td>ANGLES</td><td>±</td><td>-</td></tr> </table>		0 PLC	±	-	1 PLC	±	-	2 PLC	±	-	3 PLC	±	.005	4 PLC	±	-	ANGLES	±	-	PRODUCT SPEC -	SIZE A2	CAGE CODE 00779
0 PLC	±	-																				
1 PLC	±	-																				
2 PLC	±	-																				
3 PLC	±	.005																				
4 PLC	±	-																				
ANGLES	±	-																				
MATERIAL		FINISH	WEIGHT -	DRAWING NO C=435668																		
CUSTOMER DRAWING			SCALE 4:1	SHEET 2 of 2																		
			RESTRICTED TO -	REV AN																		

单击下面可查看定价，库存，交付和生命周期等信息

[>>TE Connectivity\(泰科\)](#)