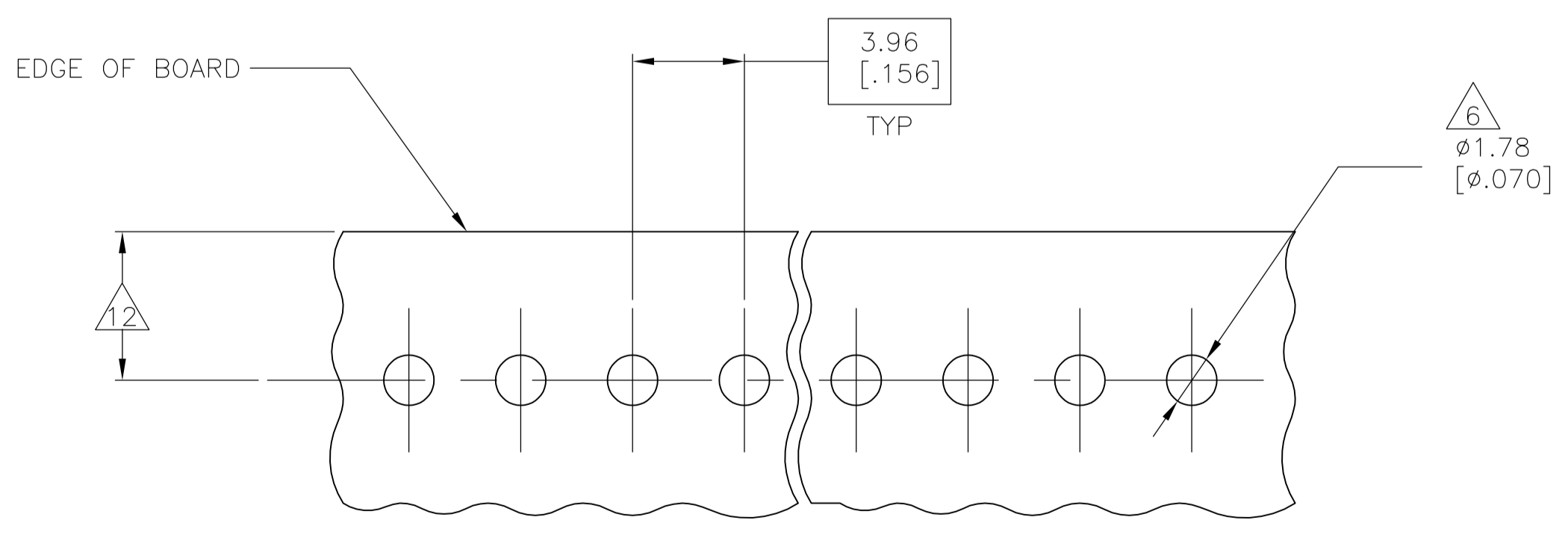
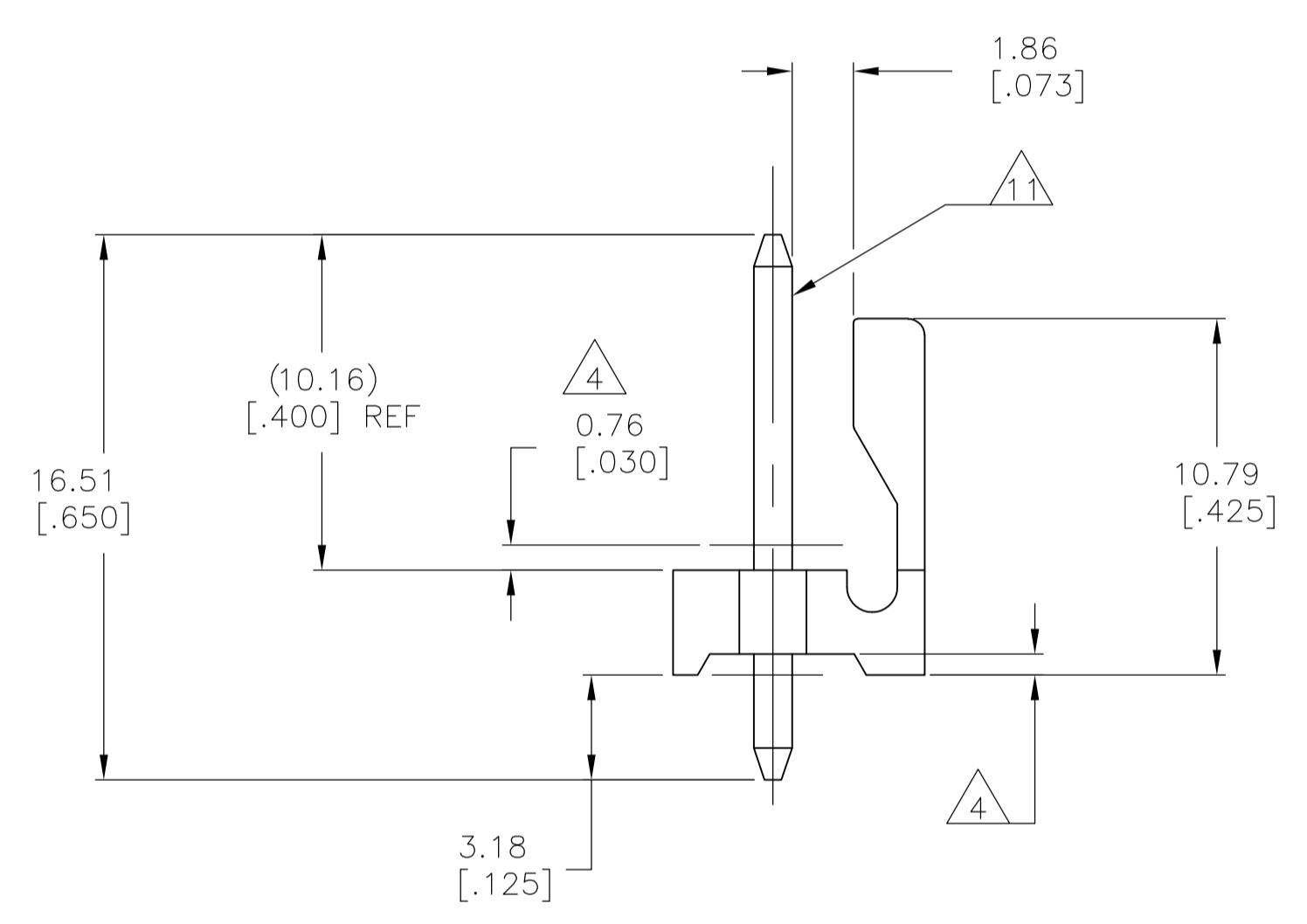
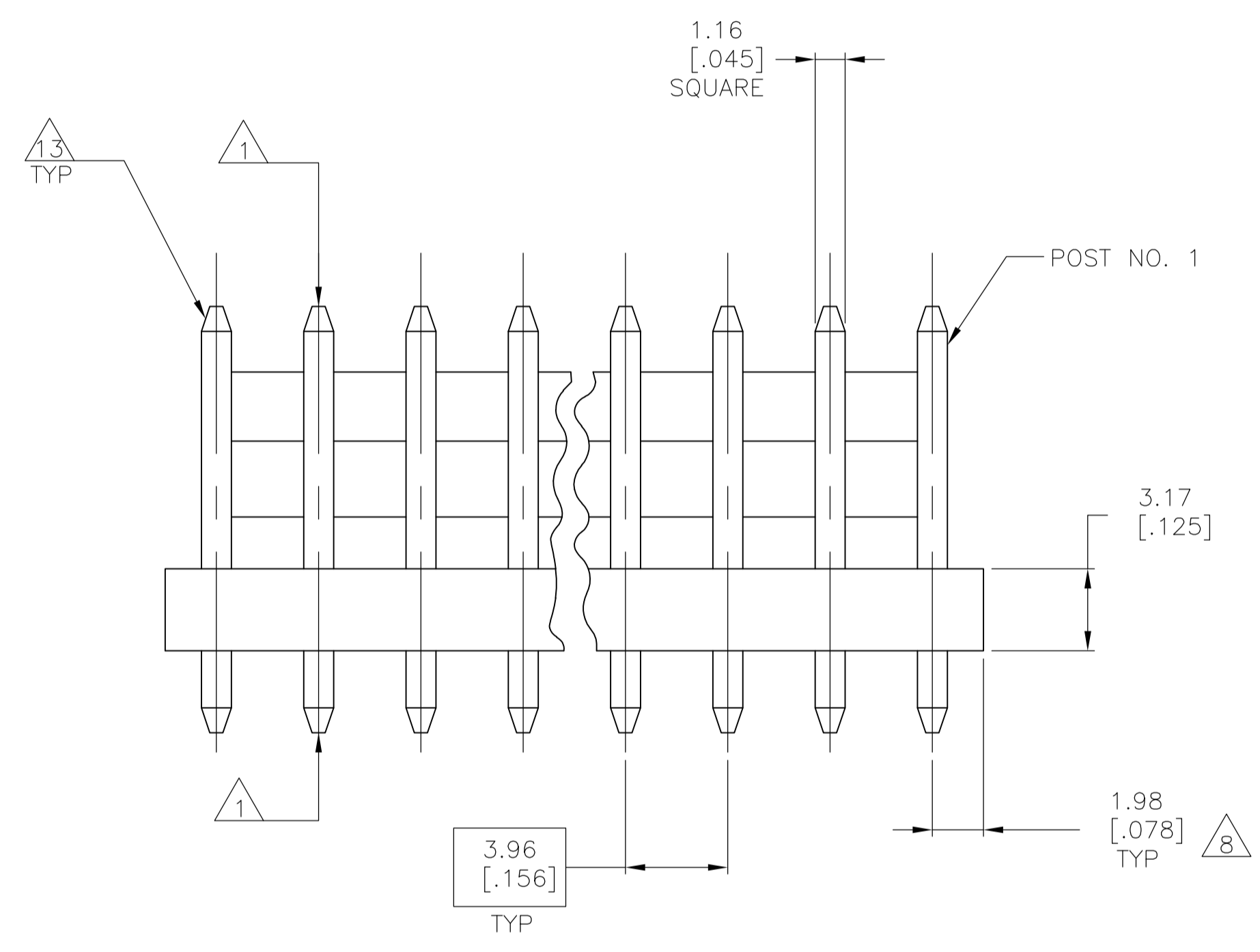
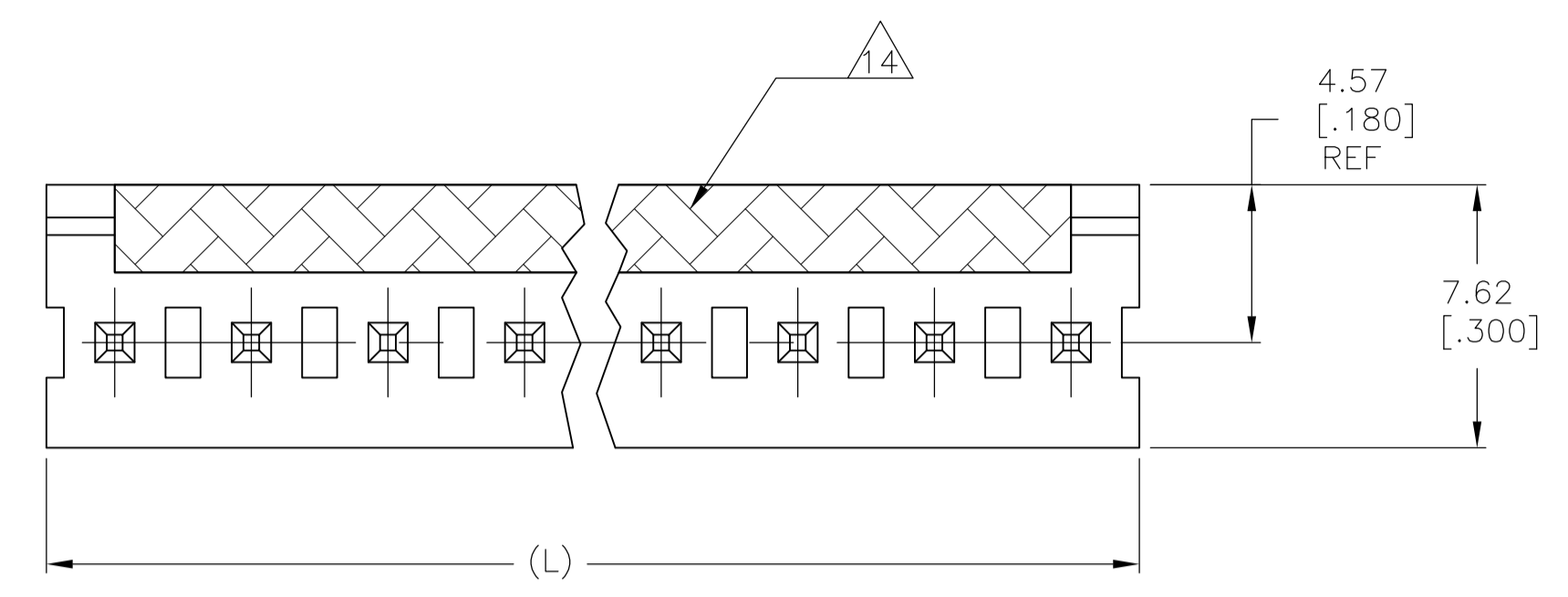


LOC		DIST		REVISIONS			
CM	00	REV	DATE	DESCRIPTION	DATE	BY	APPV
B1		REVISED PER	ECO-08-017228		25AUG11	HMR	MS

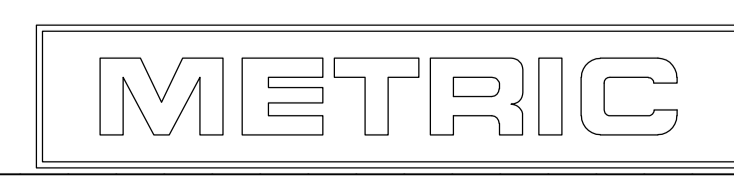


RECOMMENDED MOUNTING HOLE PATTERN FOR 1.60 [.063] THICK P.C. BOARD

- 1 POST TO WITHSTAND 13 NEWTONS (3LBS.) MIN. AXIAL FORCE IN BOTH DIRECTIONS SHOWN WITHOUT DISLODGING.
- 2 TOLERANCES APPLY TO SOLDER SIDE OF BOARD.
- 4 PLASTIC FLASH PERMITTED IN THIS AREA.
- 5 PARTS COMPLY WITH AMP SOLDERABILITY SPEC. NO. 109-11-2.
- 6 ONE HOLE MAY BE UNDERSIZED (.065/.060 DIA.) FOR ASSEMBLY RETENTION DURING WAVE SOLDERING.
- 7 MATERIAL: HEADER-THERMOPLASTIC POLYESTER
GLASS-FILLED 94V-0 (NATURAL)
POST-COPPER ALLOY (TIN PLATED)
- 8 COORDINATE DIMENSION APPLIES FROM CENTER OF ACTUAL FEATURE.
- 9 PLASTIC BURRS CAUSED BY CUT-OFF TOOLING ARE PERMITTED WITHIN THE MAXIMUM TOLERANCE ENVELOPE.
- 11 POST MUST WITHSTAND TWO 90° BENDS AGAINST EXTRUSION WITHOUT BREAKING.
- 12 DIMENSION SHOULD BE 4.45 [.175] MIN WHEN MATING WITH A MTA-156 CONNECTOR ASSEMBLY OR A SL-156 CONNECTOR ASSEMBLY.
- 13 PIN BURR OF 0.127 [.005] MAX. VERTICAL AND 0.076 [.003] MAX. HORIZONTAL PERMITTED AT POST TIPS ON BOTH ENDS.
- 14 COLOR STRIPE ORANGE IN APPROXIMATE LOCATION SHOWN

7.92	.312	2	647684-2
MM	[IN]	NUMBER OF POSITIONS	PART NUMBER
L			

THIS DRAWING IS A CONTROLLED DOCUMENT.		DIN S. HOOVER 070CT03		STE TE Connectivity	
DIMENSIONS: mm [INCHES]		TOLERANCES UNLESS OTHERWISE SPECIFIED:		NAME: MTA-.156 HEADER ASSEMBLY, FRICTION LOCK, STRAIGHT .045 SQUARE POST, TIN PLATED, SPECIAL	
0 PLC ±		1 PLC ±		APPROD D. ROSSI 070CT03	
1 PLC ±		2 PLC ± 0.38 [.015]		APPLICATION SPEC	
2 PLC ±		3 PLC ± 0.13 [.005]		SIZE: A1	
3 PLC ±		4 PLC ±		CAGE CODE: 00779	
4 PLC ±		ANGLES ±		DRAWING NO: 647684	
MATERIAL 7		FINISH 11		WEIGHT: —	
CUSTOMER DRAWING		SCALE: 5:1		SHEET 1 OF 1	
				REV B1	



单击下面可查看定价，库存，交付和生命周期等信息

[>>TE Connectivity\(泰科\)](#)