THIS DRAWING IS UNPUBLISHED. RELEASED FOR PUBLICATION - ,- .
© COPYRIGHT - BY TYCO ELECTRONICS CORPORATION. ALL RIGHTS RESERVED.

LOC	DIST
AD	00

REVISIONS

P	LTR	DESCRIPTION	DATE	DWN	APVD
	L1	REVISED PER ECO-09-021826	26AUG09	KK	AEG

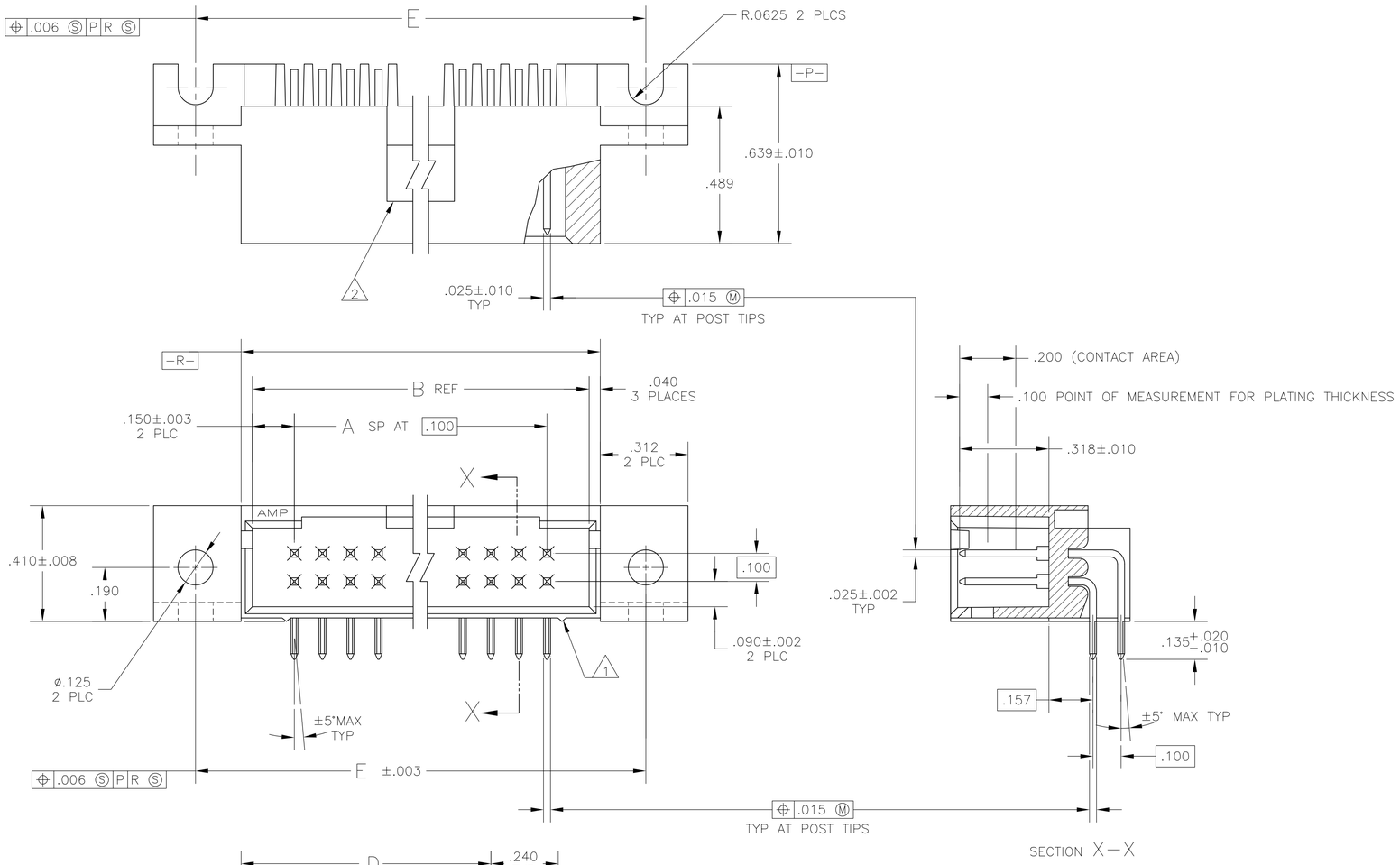

1. STAND-OFFS:
   10 THRU 18 POS (2) REQD LOCATED AS SHOWN OUTBIARD OF END CIRCUITS
   20 THRU 38 POS (3) REQD LOCATED OUTBOARD OF END CIRCUITS PLUS (1) CENTERED
   40 THRU 60 POS (4) REQD LOCATED OUTBOARD OF END CIRCUITS WITH (2) EVENLY SPACED WITHIN THE REMAINING LENGTH
2. ACCESS SLOT
3. OBSOLETE PARTS: OBSOLETE CIS STREAMLINING PER D.RENAUD/D.SINISI

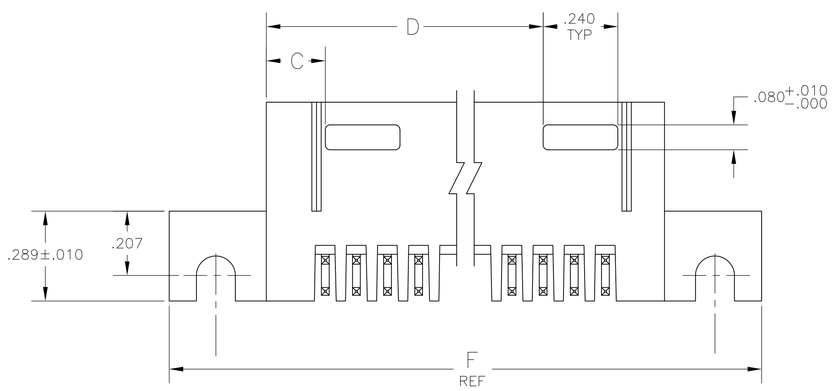

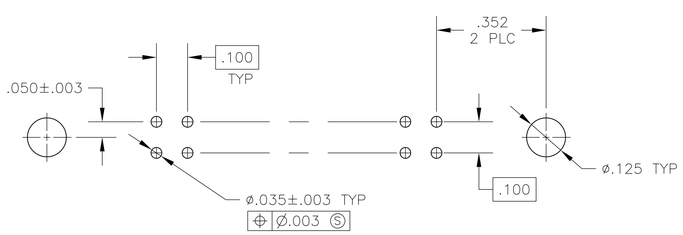

RECOMMENDED HOLE LAYOUT

	F	E	D	C	B	A	NO OF POSN	ASSEMBLY PART NUMBER
	OBSOLETE	3.504	3.204	2.490	.190	2.800	25	52	2-87813-3
3	OBSOLETE	3.404	3.104	2.390	.190	2.700	24	50	2-87813-2
	OBSOLETE	3.304	3.004	2.290	.190	2.600	23	48	2-87813-1
	OBSOLETE	3.204	2.904	2.190	.190	2.500	22	46	2-87813-0
	OBSOLETE	3.104	2.804	2.090	.190	2.400	21	44	1-87813-9
	OBSOLETE	3.004	2.704	1.990	.190	2.300	20	42	1-87813-8
	OBSOLETE	2.904	2.604	1.890	.190	2.200	19	40	1-87813-7
	OBSOLETE	2.804	2.504	1.790	.190	2.100	18	38	1-87813-6
	OBSOLETE	2.704	2.404	1.690	.190	2.000	17	36	1-87813-5
		2.604	2.304	1.590	.190	1.900	16	34	1-87813-4
	OBSOLETE	2.504	2.204	1.490	.190	1.800	15	32	1-87813-3
	OBSOLETE	2.404	2.104	1.390	.190	1.700	14	30	1-87813-2
	OBSOLETE	2.304	2.004	1.290	.190	1.600	13	28	1-87813-1
	OBSOLETE	2.204	1.904	1.190	.190	1.500	12	26	1-87813-0
	OBSOLETE	2.104	1.804	1.090	.190	1.400	11	24	87813-9
	OBSOLETE	2.004	1.704	.990	.190	1.300	10	22	87813-8
3	OBSOLETE	1.904	1.604	.890	.190	1.200	9	20	87813-7
	OBSOLETE	1.804	1.504	-	.490	1.100	8	18	87813-6
	OBSOLETE	1.704	1.404	-	.390	1.000	7	16	87813-5
	OBSOLETE	1.604	1.304	-	.390	.900	6	14	87813-4
	OBSOLETE	1.504	1.204	-	.290	.800	5	12	87813-3
	OBSOLETE	1.404	1.104	-	.290	.700	4	10	87813-2
	OBSOLETE	1.304	1.004	-	.190	.600	3	8	87813-1

THIS DRAWING IS A CONTROLLED DOCUMENT.

DIMENSIONS: INCHES

TOLERANCES UNLESS OTHERWISE SPECIFIED:
0 PLC ± -
1 PLC ± -
2 PLC ± -
3 PLC ± .005
4 PLC ± -
ANGLES ± -

MATERIAL
HOUSING: FLAME RETARDANT THERMOPLASTIC COLOR-BLACK
POST: PHOS BRONZE

FINISH
CONTACT: 00030 GOLD IN CONTACT AREA, GOLD FLASH ON SOLDER AREA, ALL OVER .000050 NICKEL ON ENTIRE POST.

DWN J GALLUCCI 110CT89
CHK R. ELICKER 250CT89
APVD R. ELICKER 250CT89
PRODUCT SPEC —
APPLICATION SPEC —
WEIGHT AREA, —

Tyco Electronics
Tyco Electronics Corporation
Harrisburg, Pa 17105-3608

NAME
HDR ASSY,MOD II,.025 SQ POST, RT ANGLE,SHROUDED,WITH MOUNTING EARS

SIZE A1 | CAGE CODE — | DRAWING NO C-87813 | RESTRICTED TO —

CUSTOMER DRAWING | SCALE 4:1 | SHEET 1 OF 1 | REV L1

Downloaded From Oneyac.com

单击下面可查看定价，库存，交付和生命周期等信息

>>TE Connectivity(泰科)

Downloaded From Oneyac.com