

4

3

2

1

THIS DRAWING IS UNPUBLISHED.

RELEASED FOR PUBLICATION

2001

© COPYRIGHT 2001

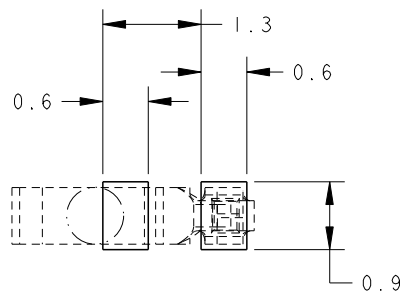
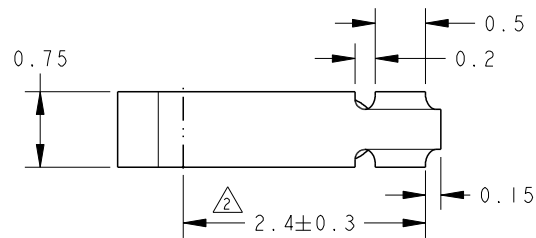
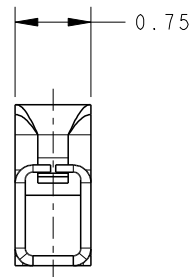
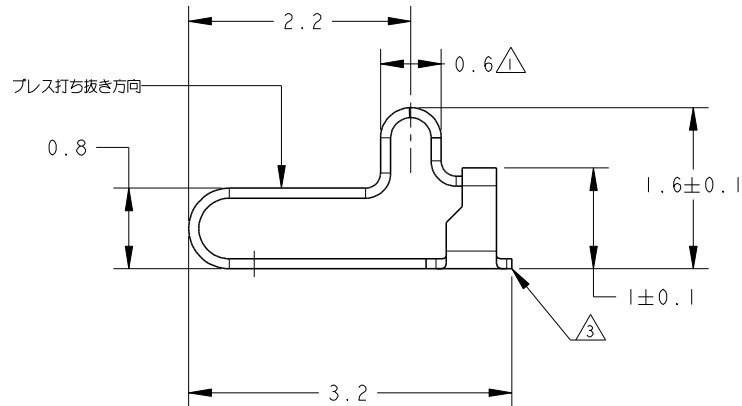
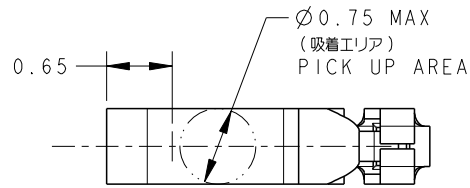
BY TYCO ELECTRONICS CORPORATION. ALL RIGHTS RESERVED.

LOC
J

DIST

REVISIONS

P	LTR	DESCRIPTION	DATE	DWN	APVD
	C1	REVISED ECR-16-017382	11APR2017	J. J	W. H

参考パッド寸法
SCALE 15:1

- △1 めっき仕様 (材料めっき)
Ni UNDER PLATING: 0.8 μ m MIN
CONTACT POINT; Au 0.25~0.50 μ m
SOLDERING AREA; Au 0.05 μ m MIN
- △2 カットバリ: 0.05 MAX,
△3 その他全周バリ: 0.03 MAX
4 ドライバック およびベーキングは不用のこと

- △1 FINISH (PLATED MATERIAL)
Ni UNDER PLATING: 0.8 μ m MIN
CONTACT POINT; Au 0.25~0.50 μ m
SOLDERING AREA; Au 0.05 μ m MIN
- △2 CUTTING BURR: 0.05 MAX,
△3 CIRCUMFERENCE BURRS: 0.03 MAX
4 DISUSED PACKAGING MATERIAL: DRYPACK AND BAKING PROCESS
5 PART NUMBER : 1565322-1

THIS DRAWING IS A CONTROLLED DOCUMENT FOR TYCO ELECTRONICS CORPORATION
IT IS SUBJECT TO CHANGE, AND THE CONTROLLING ENGINEERING ORGANIZATION
SHOULD BE CONTACTED FOR THE LATEST REVISION.DIMENSIONS:
単位: 丸
mmTOLERANCES UNLESS
OTHERWISE SPECIFIED:

一般公差	
0 PLC	±0.2
1 PLC	±0.2
2 PLC	±0.2
3 PLC	±0.2
4 PLC	±0.2
ANGLES	±2°

MATERIAL
材料FINISH
仕上

SEE NOTE

DWN	23AUG2001
CHK	K. TANAKA
APVD	23AUG2001
	K. KODAIRA
	K. KODAIRA

PRODUCT SPEC	108-5786
APPLICATION SPEC	

WEIGHT	
--------	--

RESTRICTED CUSTOMER

Tyco Electronics Corporation Kawasaki, Japan		SHIELD FINGER 1608	
SIZE	A300779	DRAWING NO	C=1565322
SCALE	20:1	SHEET	1 OF 2
REV	C1		

4

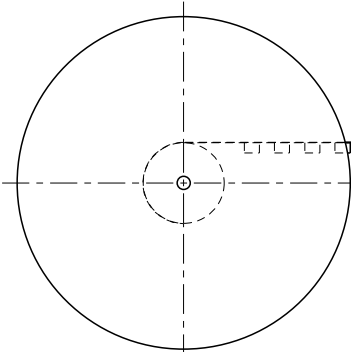
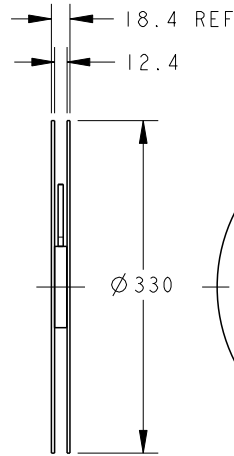
3

2

1

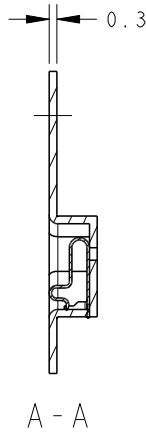
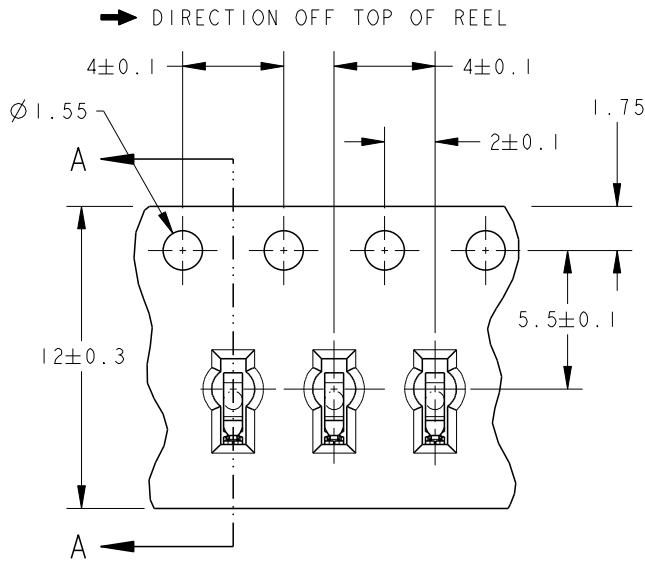
THIS DRAWING IS UNPUBLISHED. RELEASED FOR PUBLICATION 2001
© COPYRIGHT 2001 BY TYCO ELECTRONICS CORPORATION. ALL RIGHTS RESERVED.

LOC	DIST	REVISIONS			
P	LTR	DESCRIPTION	DATE	DWN	APVD
J		SEE SHEET 1	-	-	-



PEELING ANGLE: 165°~180°
剥離強度
PEELING FORCE: 0.1N~1.0N
WEEDING THE COVER TAPE: 300 MIN
(INCLUDED EMPTINESS POCKET)

トレーラ部 160mm MIN WITHOUT CHARGE
製品装填部 欠品無きこと WITH PRODUCT CHARGE NO STOCK-OUT IN POCKET 5,000EA/REEL
400 MIN キャリアテープ空部: 400mm以上 WITHOUT CHARGE



THIS DRAWING IS A CONTROLLED DOCUMENT FOR TYCO ELECTRONICS CORPORATION. IT IS SUBJECT TO CHANGE, AND THE CONTROLLING ENGINEERING ORGANIZATION SHOULD BE CONTACTED FOR THE LATEST REVISION.

DIMENSIONS: mm	TOLERANCES UNLESS OTHERWISE SPECIFIED: 0 PLC ±0.2 1 PLC ±0.2 2 PLC ±0.2 3 PLC ±0.2 4 PLC ±0.2 ANGLES ±2°
MATERIAL	FINISH

DWN	CHK	APVD	PRODUCT SPEC	APPLICATION SPEC	WEIGHT	RESTRICTED CUSTOMER
Tyco Electronics Corporation Kawasaki, Japan						RESTRICTED TO
NAME SHIELD FINGER 1608						RESTRICTED TO
SIZE	CAGE CODE	DRAWING NO		RESTRICTED TO		
A3	00779	C-1565322				
SCALE 20:1						SHEET 2 OF 2 REV C1

单击下面可查看定价，库存，交付和生命周期等信息

[>>TE Connectivity\(泰科\)](#)