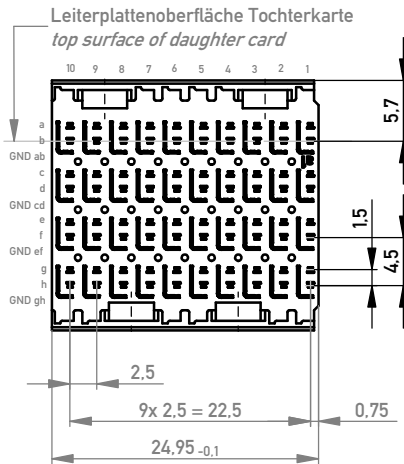
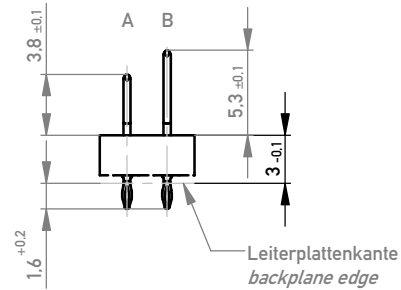


Messerkontakte sind im Paar symmetrisch angeordnet  
male contacts within pairs are arranged symmetrically

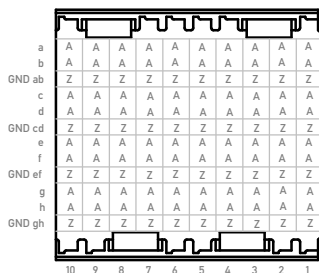


Kontaktversionen, Messerkontakte  
contact selection options, male contacts

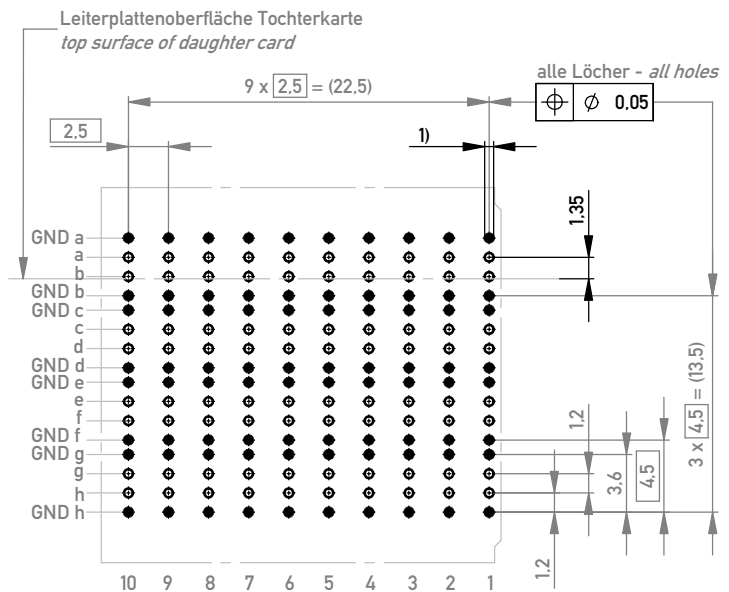


Lochbild für Leiterplatte PCB drill hole pattern  
(Sicht auf Bestückungsseite) (component mounting side)

Bestückungsplan - contact layout



Maßstab / scale 3 : 1



1)  $\Phi 0.46 \pm 0.05$  Durchmesser des metallisierten Loches  
 $\Phi 0.46 \pm 0.05$  Diameter of finished plated-through hole

Schichtaufbau im metallisierten Loch  
siehe Zeichnung 164062 Nr.19

Metal plating of plated-through hole  
according to 164062 No.19

Information: A+Z siehe Bestückungsplan see contact layout Anforderungsstufe 2 / class 2	Tolerances	All Dimensions in mm	Scale 2:1
	All rights reserved. Only for Information. To ensure that this is the latest version of this drawing, please contact one of the ERNI companies before using.	Subject to modification without prior notice. Drawing will not be updated.	Designation <b>ERmet ZDplus Messerleiste 4-10</b> <i>ERmet ZDplus Male Con. 4-10</i>
Index	ERNI www.ERNI.com	394452	I A3
Downloaded From <a href="http://Oneyac.com">Oneyac.com</a>		Class	ERMZD+

Copyright by ERNI Production GmbH & Co. KG  
Proprietary notice pursuant to ISO 9001 to be observed.

单击下面可查看定价，库存，交付和生命周期等信息

[>>TE Connectivity\(泰科\)](#)