

4

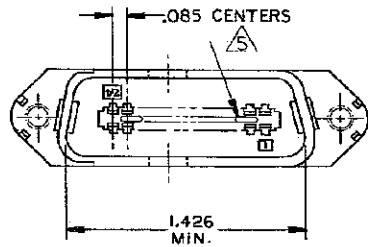
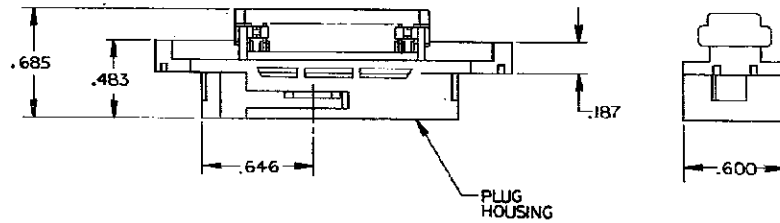
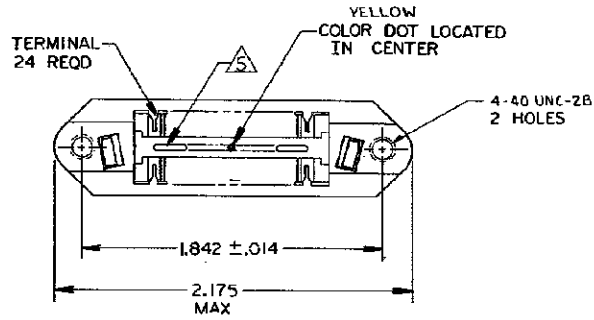
3

2

1

THIS DRAWING IS UNPUBLISHED. RELEASED FOR PUBLICATION
 © COPYRIGHT BY TYCO ELECTRONICS CORPORATION. ALL RIGHTS RESERVED.

LOC		DIST		REVISIONS			
GP	00	TP	LVR	DESCRIPTION	DATE	OWN	APP'D
		L		REVISED PER ECO-08-007327	26JAN2009	ZMR	WLM



1. THE CONTACT SURFACES OF THE TERMINALS ARE COATED WITH LUBRICANT.
- △ ALL DIMENSIONS SHOWN ARE FOR REFERENCE ONLY UNLESS OTHERWISE SPECIFIED.
- △ MATERIAL:
 HOUSING - THERMOPLASTIC (BLACK)
 TERMINALS - HIGH STRENGTH COPPER ALLOY PLATED WITH EITHER .000030 MIN GOLD OR GOLD FLASH OVER PALLADIUM NICKEL .000030 MIN TOTAL ON CONTACT MATING SURFACE. .000050 MIN NICKEL UNDERPLATE OVER ENTIRE TERMINAL.
4. WIRE SIZE: 26-27-28 AWG 7 STRANDS OF COPPER CONDUCTORS. MAX INSULATION ϕ .045 IS ACCEPTABLE FOR MOST APPLICATIONS.
- △ CORING MAY OR MAY NOT APPEAR AND IS AT THE DISCRETION OF TYCO ELECTRONICS.

AS SHOWN	552443-1
DESCRIPTION	PART NO

THIS DRAWING IS A CONTROLLED DOCUMENT.		DRN A. HOLT 12-19-79	Tyco Electronics Corporation Harrisburg, PA 17105-3608
		CHK M.D. FRIEL 12-26-79	
DIMENSIONS: INCHES		APRD B.G. WARD 12-26-79	NAME
TOLERANCES UNLESS OTHERWISE SPECIFIED:		PRODUCT SPEC	
0 PLC ± -		APPLICATION SPEC	
1 PLC ± -		WEIGHT	
2 PLC ± -		SCALE	
3 PLC ± -		SHEET	
4 PLC ± -		REV	
ANGLES ± -		CUSTOMER DRAWING	
FINISH		RESTRICTED TO	



PLUG ASSY. 24 POSITIONS, E SLOT
 W/ 4-40 HOLES, CHAMP-LOK

SIZE A2 PAGE CODE 00779 DRAWING NO C=552443

SCALE NTS SHEET 1 of 1 REV 1

单击下面可查看定价，库存，交付和生命周期等信息

[>>TE Connectivity\(泰科\)](#)