

Thermofit[®] Molded Parts Specification Control Drawing

Part Number : 202D921-X-07

Description : Boot, Straight
With Lip

LIMITED DISTRIBUTION

NOTES

- All dimensions are in $\frac{\text{inches}}{\text{[millimeters]}}$
- Dimensions appearing in table are as follows:
a - As Supplied
b - After Unrestricted Recovery
- As supplied dimensions in table are for coated parts. Parts are coated along entire length.
- J0 after installation on 6.2 mm diameter substrate will be 25.4 mm \pm 5.0 mm.

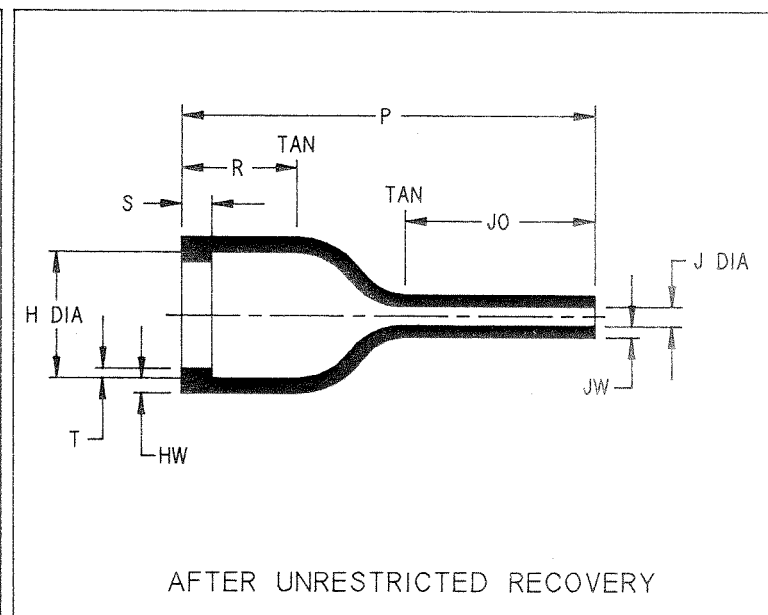
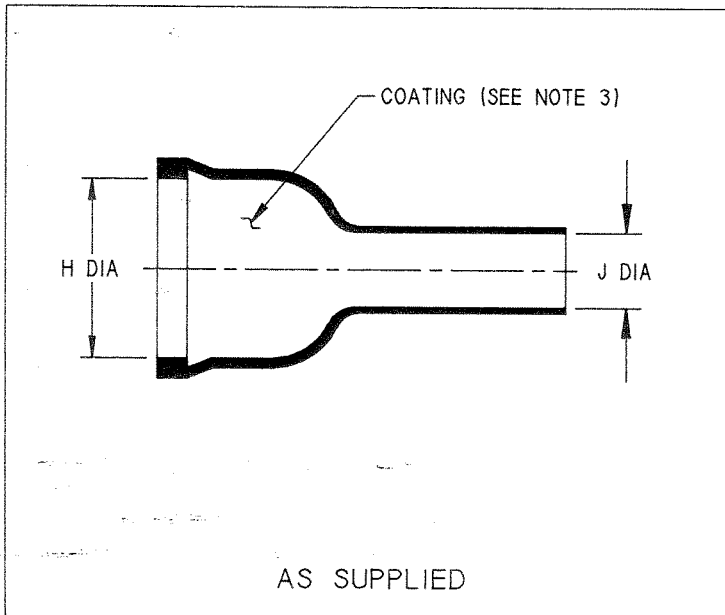


TABLE OF DIMENSIONS											
PART NUMBER	H		J		P $\pm 10\%$ b	R Ref b	T Ref b	S Ref b	J0 $\pm 10\%$ b	HW $\pm 20\%$ b	JW $\pm 20\%$ b
	Min a	Max b	Min a	Max b							
202D921-X-07	.70 [16.3]	.51 [13.0]	.26 [6.6]	.08 [2.0]	2.14 [54.4]	.46 [11.7]	.040 [1.02]	.12 [3.0]	1.24 [31.4]	.06 [1.52]	.045 [1.14]



RAYCHEM CORPORATION
300 CONSTITUTION DRIVE
MENLO PARK, CALIFORNIA 94025
(415) 361-6055

Revision : A
Date : 4/26/90

If this document is printed it becomes uncontrolled. Check for the latest revision.

Part Number : 202D921-X-07
Description : Boot, Straight
With Lip

Thermofit[®] Molded Parts Specification Control Drawing

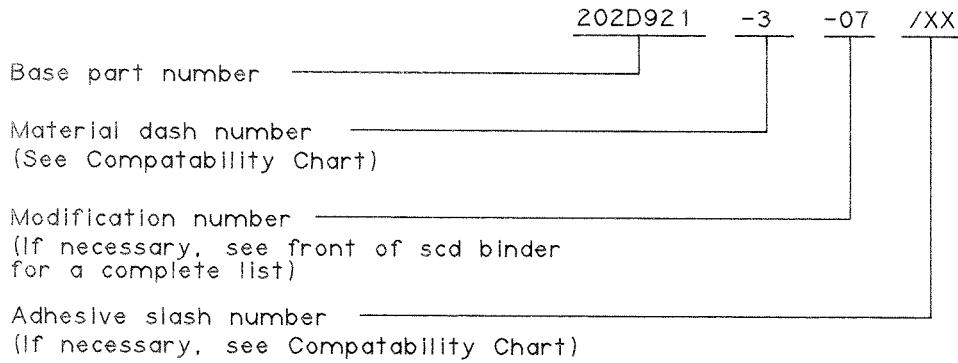
Part Number : 202D921-X-07

Description : Boot, Straight
With Lip

LIMITED DISTRIBUTION

COMPATABILITY CHART					
MATERIAL DASH NO.	MATERIAL DESCRIPTION	RT SPEC	COATING SLASH NO.	COATING S NO.	COATING DESCRIPTION
-3	Polyolefin, Semi-Rigid	RT-301	/86	S-1048	Adhesive

ORDERING INFORMATION



THIS DRAWING IS SUBJECT TO CHANGE WITHOUT NOTICE; CONSULT YOUR
NEAREST FIELD REPRESENTATIVE FOR CURRENT REVISION

Raychem

RAYCHEM CORPORATION
300 CONSTITUTION DRIVE
MENLO PARK, CALIFORNIA 94025
(415) 361-6055

If this document is printed it becomes uncontrolled. Check for the latest revision.

Revision : A

Date : 4/26/90

Part Number : 202D921-X-07

Description : Boot, Straight
With Lip

单击下面可查看定价，库存，交付和生命周期等信息

[>>TE Connectivity\(泰科\)](#)