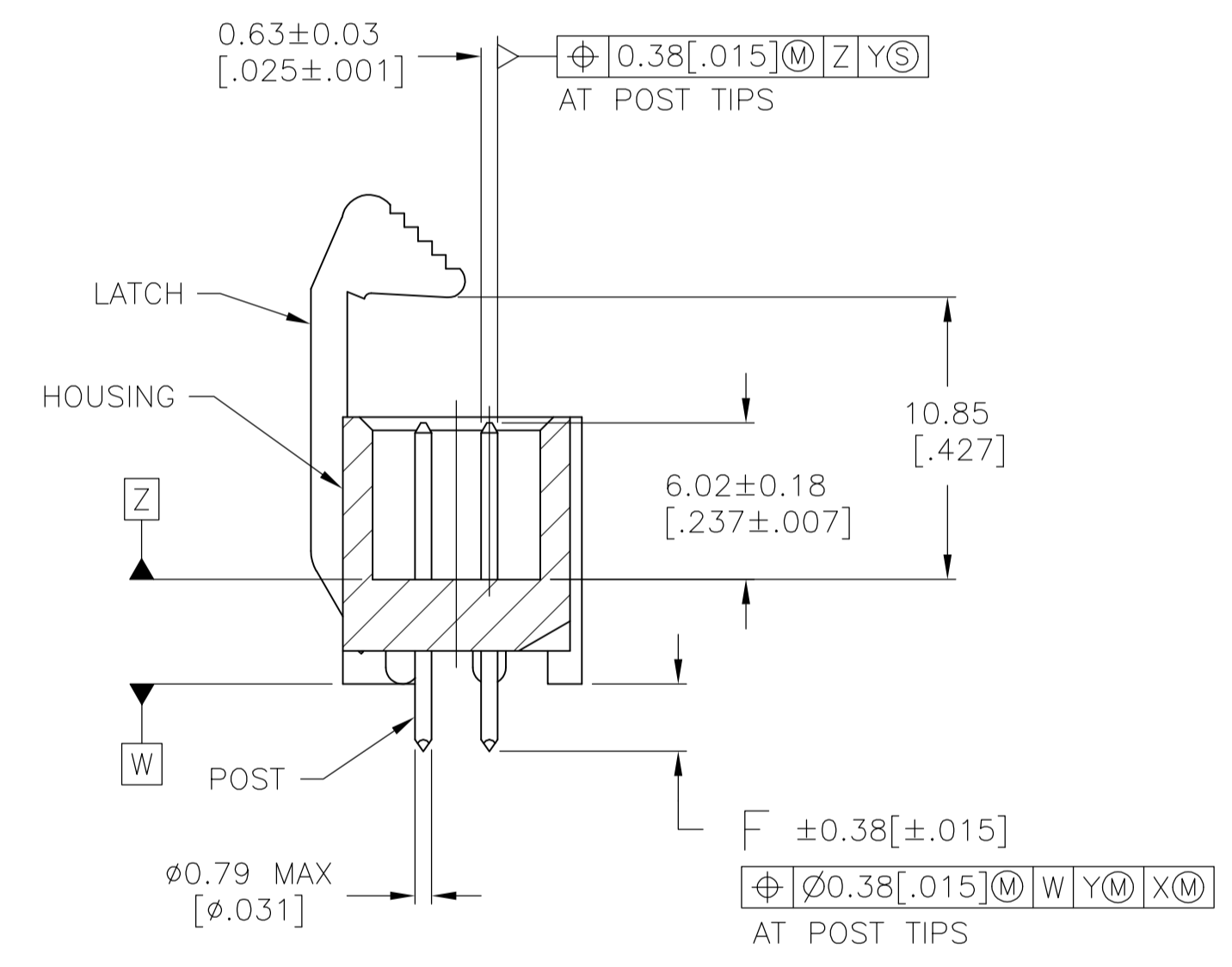
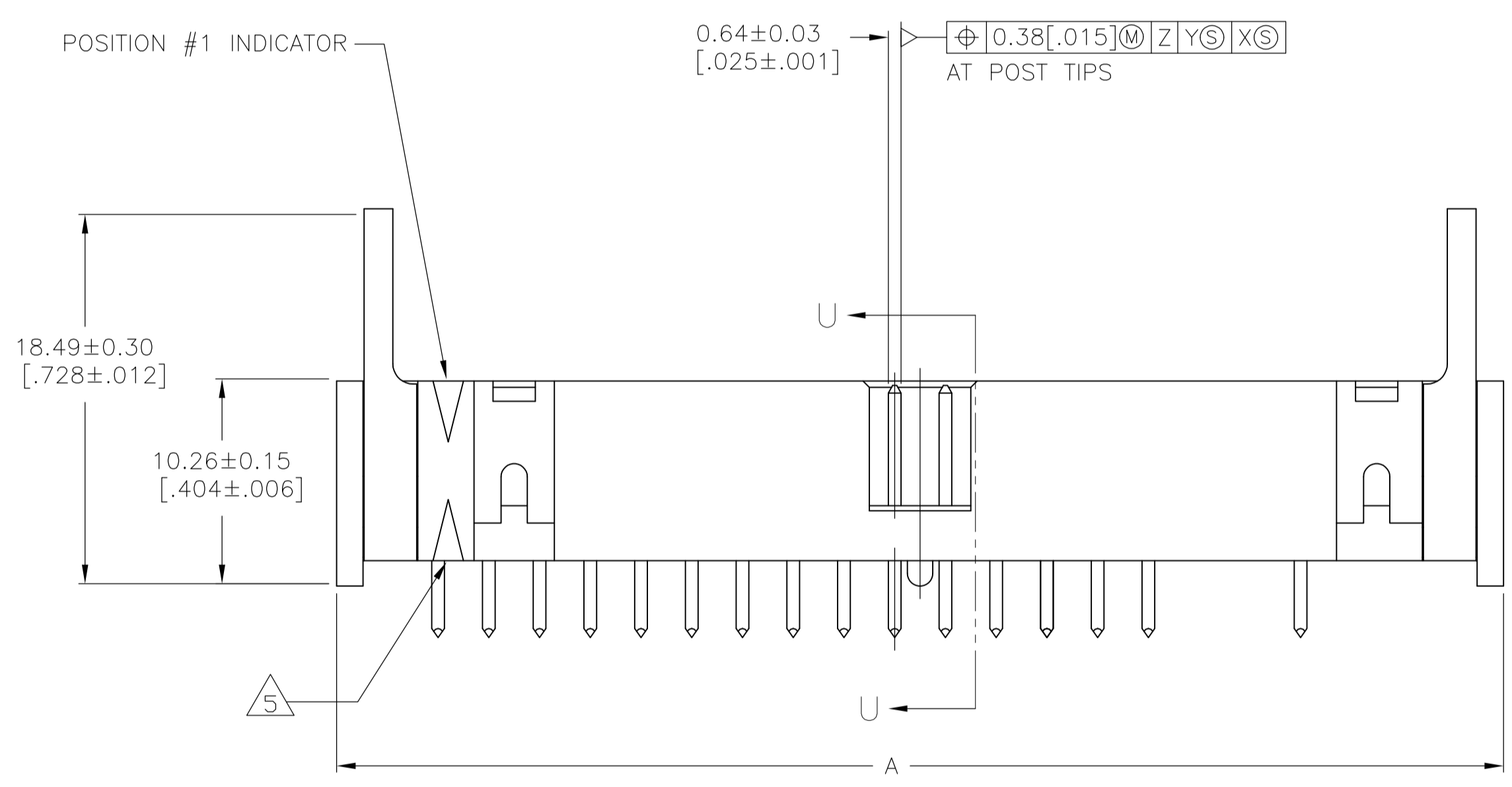
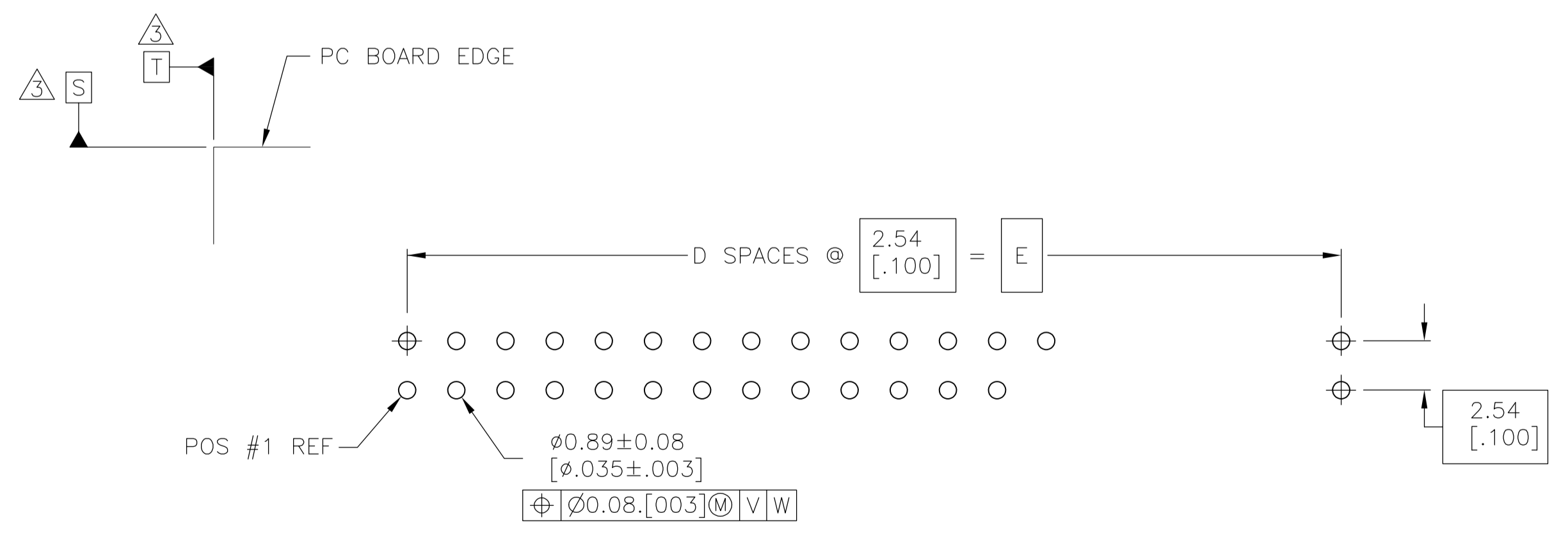


- ① HOUSING: PBT, UL94V-0, COLOR: BLACK.
POSTS: PHOSPHOR BRONZE.
LATCHES: ZINC ALLOY.
- ② POSTS: GOLD FLASH OVER PALLADIUM-NICKEL PLATE, $0.76\mu\text{m}$ [$.000030$] MIN TOTAL ON MATING AREA, $2.54\mu\text{m}$ [$.000100$] MIN TIN PLATE ON SOLDER-TAIL, ALL OVER $1.27\mu\text{m}$ [$.000050$] MIN NICKEL UNDERPLATE ON ENTIRE POST.
OR
 $0.76\mu\text{m}$ [$.000030$] MIN GOLD PLATE ON MATING AREA, $2.54\mu\text{m}$ [$.000100$] MIN TIN PLATE ON THE SOLDER-TAIL, $1.27\mu\text{m}$ [$.000050$] MIN NICKEL UNDERPLATE ON THE ENTIRE POST.
LATCHES: BLACK NICKEL OVER COPPER.
- ③ DATUMS S & T TO BE ESTABLISHED BY CUSTOMER.
- ④ PINS 27, 30 THRU 35, & 37 THRU 40 OMITTED.
- ⑤ ALTERNATE LOCATION/ORIENTATION FOR POSITION #1 INDICATOR.



SECTION U-U



RECOMMENDED PC BOARD LAYOUT (VIEWED FROM CONNECTOR SIDE)

3.05 [.120]	48.26 [1.900]	19	50.29 [1.980]	55.78 [2.196]	58.42 [2.300]	40	1761651-2
2.59 [.102]	48.26 [1.900]	19	50.29 [1.980]	55.78 [2.196]	58.42 [2.300]	40	1761651-1
F	E	D	C	B	A	NO OF POS	PART NUMBER

THIS DRAWING IS A CONTROLLED DOCUMENT.

DIMENSIONS: mm [INCHES]	TOLERANCES UNLESS OTHERWISE SPECIFIED: 0 PLC ± - 1 PLC ± - 2 PLC ± - 3 PLC ± 0.1% (.005) 4 PLC ± - ± - ANGLES ± -	APPROVED: M. WALMSLEY PRODUCT SPEC	DATE: 04SEP05	NAME: M. WALMSLEY	DATE: 04SEP05	SIZE: A1	CAGE CODE: -	DRAWING NO: 1761651	RESTRICTED TO: -
MATERIAL: ①	FINISH: ②	WEIGHT: -	SCALE: 4:1	SHEET: 1 OF 1	REV: G	CUSTOMER DRAWING			

TE Connectivity
HEADER ASSEMBLY, SHORT EJECT LATCH, VERTICAL, LOW PROFILE, IDC

单击下面可查看定价，库存，交付和生命周期等信息

[>>TE Connectivity\(泰科\)](#)