NUMBER 178313

3rd ANGLE PROJECTION

METRIC

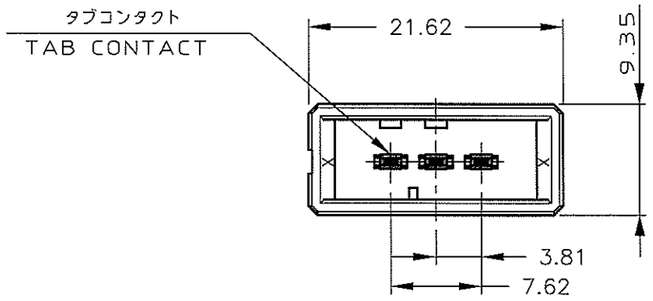

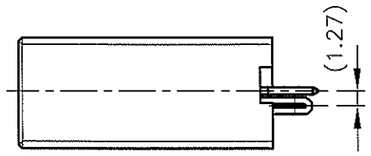

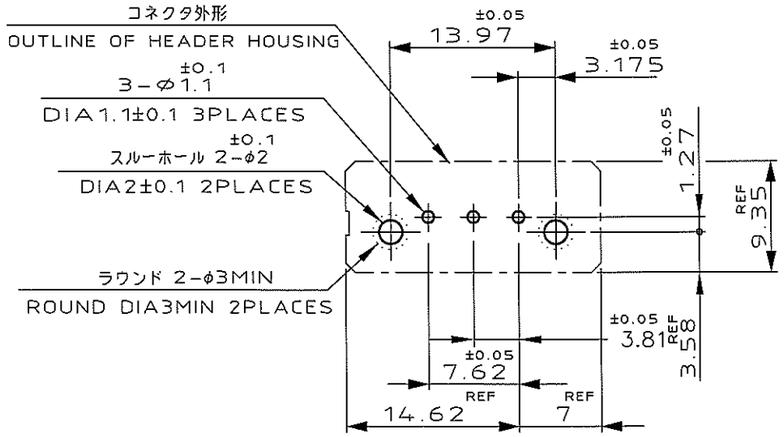

推奨基板取付け穴寸法

PC 基板厚：1.6±0.1
（非累積公差）
（コネクタ搭載面）

RECOMEND PC BOARD HOLE PATTERN

PC BOARD THICKNESS:1.6±0.1
(NOT ACCUMULATE TOLERANCE)
(CONNECTOR MOUNT SIDE)

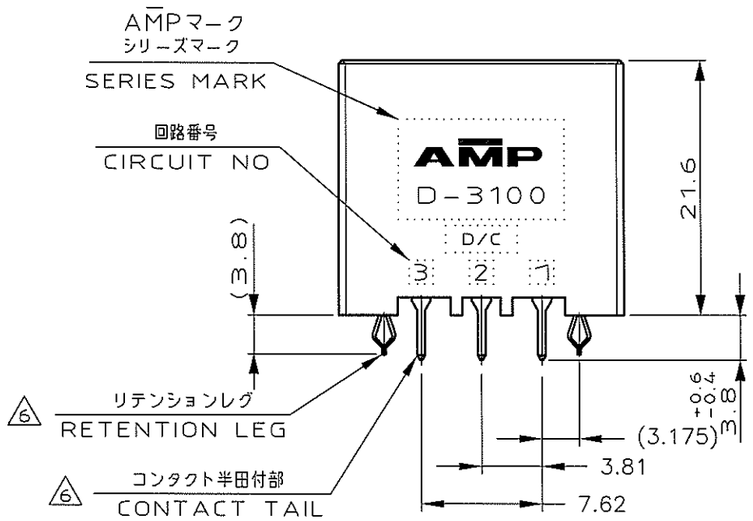

NOTES

1. MATERIAL:HOUSING:GLASS FILED THERMO PLASTIC,POLYESTER
   CONTACT:COPPER ALLOY
   RETENTION LEG:COPPER ALLOY
2. FINISH(CONTACT AREA):0.38μmMIN GOLD PLATING OVER Ni PLATING
3. FINISH(CONTACT AREA):0.76μmMIN GOLD PLATING OVER Ni PLATING
4. FINISH(CONTACT AREA):2.0 μmMIN TIN PLATED OVER NICKEL
5. ~~FINISH(RETENTION LEG): TIN-LEAD PLATED (CONTACT TAIL) OVER NICKEL~~
6. FINISH(RETENTION LEG): TIN PLATED (CONTACT TAIL) OVER NICKEL

注記

1. 材料：ハウジング：ガラス入り熱可塑性ポリエステル樹脂
   コンタクト：銅合金
   リテンションレグ：銅合金
2. めっき：コンタクト：全面Ni下地 接触部：0.38μm MIN金めっき
3. めっき：コンタクト：全面Ni下地 接触部：0.76μm MIN金めっき
4. めっき：コンタクト：全面Ni下地 接触部：2.0 μm MINスズめっき
5. ~~めっき：リテンションレグとコンタクト半田付部：ニッケル下地の上に半田めっき~~
6. めっき：リテンションレグとコンタクト半田付部：ニッケル下地の上にスズめっき

キーイング位置 KEYING LOCATION	キーイング KEYING	ハウジング色 HOUSING COLOR	FINISH		製品番号 PART NO.
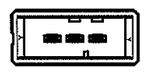	Y	BLACK	6	4	2-178313-5
		BLACK	6	3	2-178313-3
		BLACK	6	2	2-178313-2
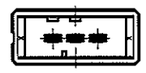	X	NATURAL	6	4	6-178313-5
		BLACK	6	4	1-178313-5
		BLACK	6	3	1-178313-3
		BLACK	6	2	1-178313-2

LTR	REVISION RECORD	DR	CHK	DATE
E1	REVISED PER ECO-11-005030	RK	HMR	14APR 11

TE Connectivity

WIRE RANGE	mm²(AWG -)
INSULATION DIA	- mmφ
MATERIAL	SEE NOTE 注記参照
FINISH	SEE NOTE 注記参照
DR.	18 JUN 91 n.Matsubara
DE.	18 JUN 91 n.Matsubara
CHK.	20 APR 94 S.MANABE
APP.	20 APR 94 S.MANABE

NAME: 3 POS SINGLE ROW VERTICAL HDR ASS'Y FOR DYNAMIC 3100

一般公差 (GENERAL TOLERANCE)
10以下 ±0.3
10を超え 30以下 ±0.4
30を超え100以下 ±0.45
角度 ±3°

SIZE	LOC	NUMBER
A3	J	C-178313

SCALE	REV.	SHEET
2-1	E1	1 OF 1

(CUSTOMER DRAWING) 顧客用図面

DIMENSIONS IN MILLIMETERS. DO NOT SCALE PRINT

PRINT DIST

Downloaded From Oneyac.com

单击下面可查看定价，库存，交付和生命周期等信息

>>TE Connectivity(泰科)

Downloaded From Oneyac.com