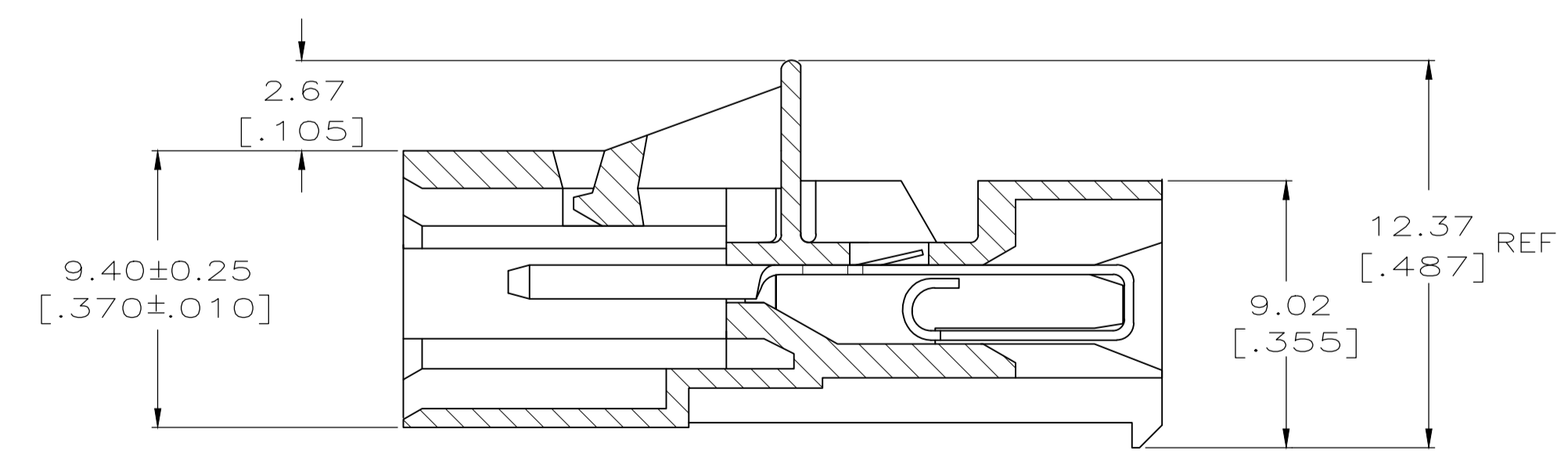
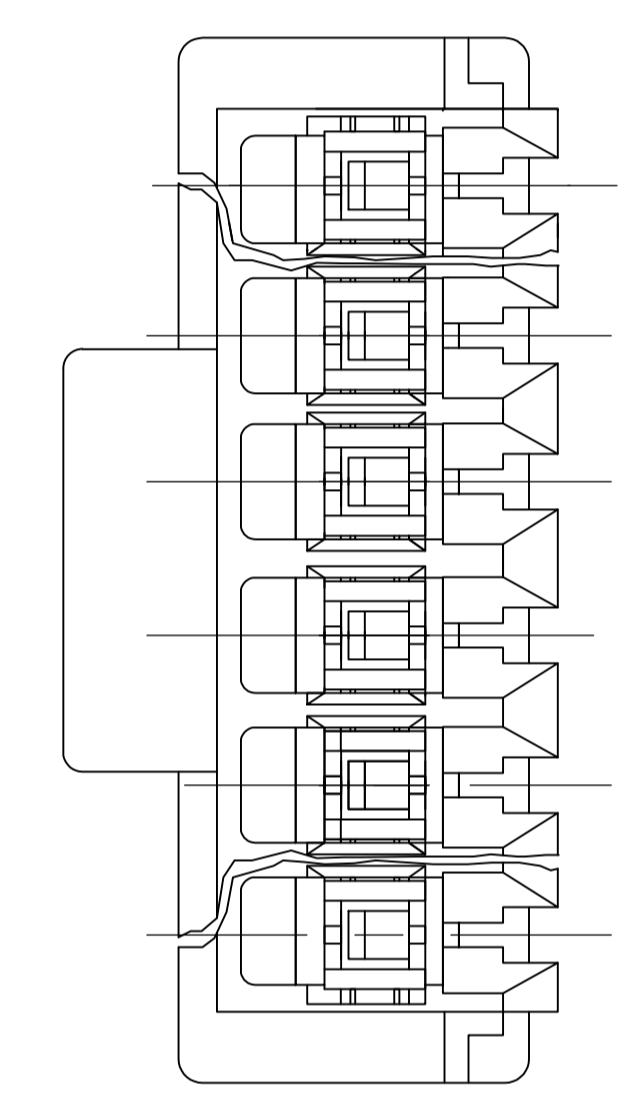
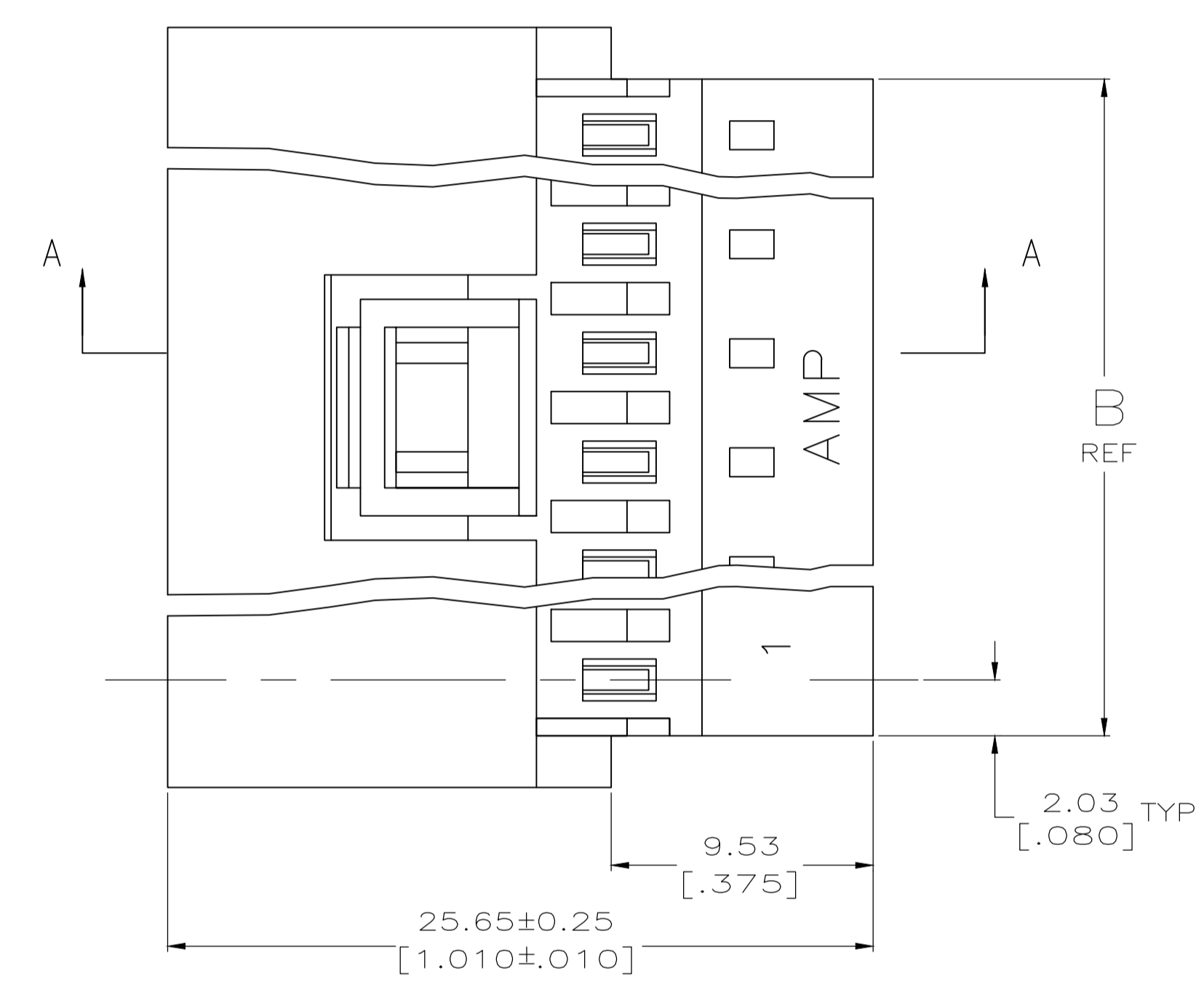
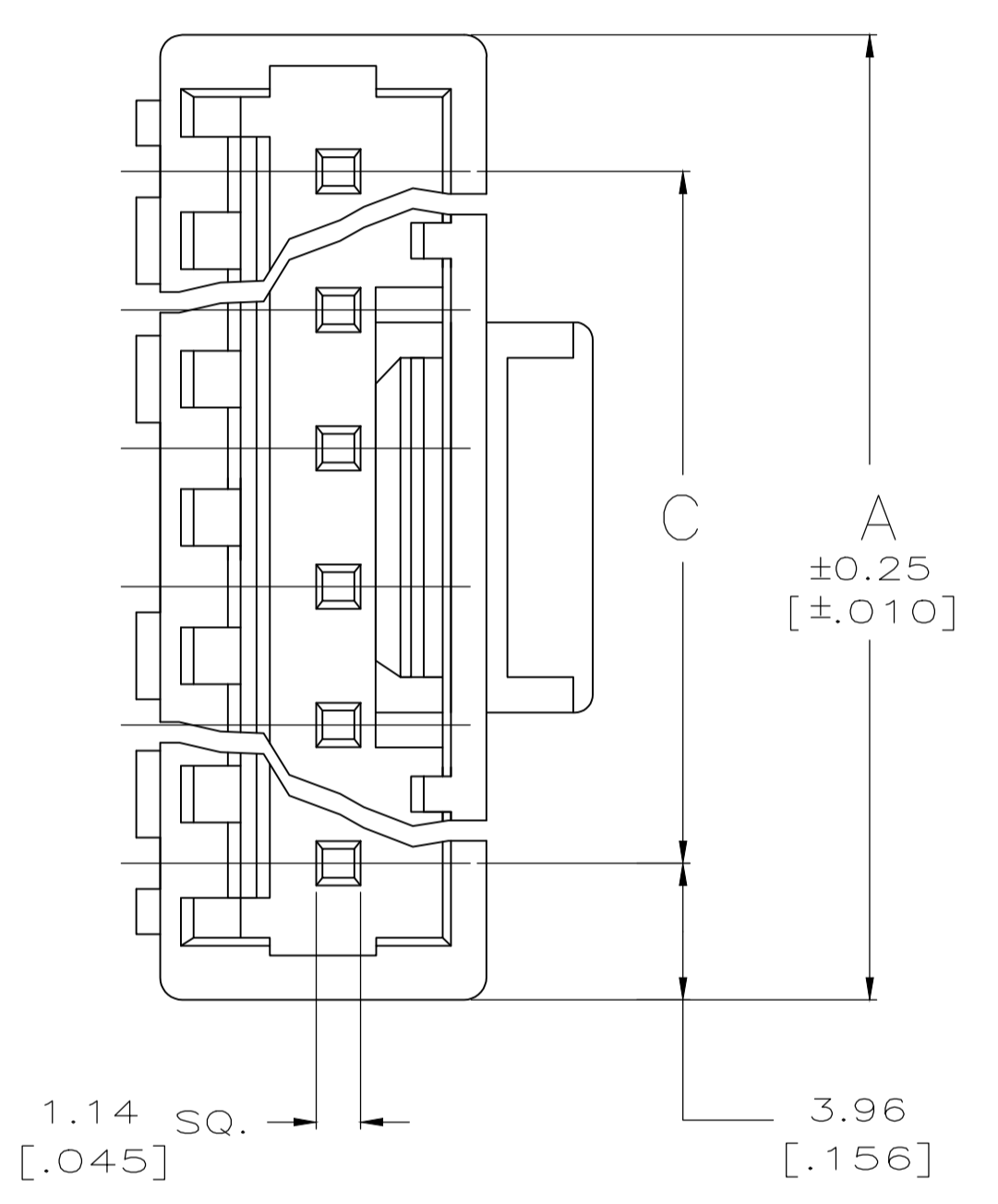


LOC		DIST		REVISIONS			
CM	0	REV	DATE	BY	APPV	DATE	BY
L	REVISED PER ECR-20-000808		22MAY2020	PC	SW		

- MATERIAL: CONNECTOR- NYLON UL94V-2 (RED).  
CONTACTS - 0.30 [.012] THK COPPER ALLOY  
(PLATED 0.00038 [.000015] MIN GOLD OR 0.00008 [.000003] MIN GOLD FLASH OVER 0.00030 [.000012] PALLADIUM NICKEL, PER TE CONNECTIVITY'S DISCRETION, ON POST END, WITH MATTE TIN 0.00203 [.000080] MIN THK ON WIRE END)  
OR  
CONTACTS - 0.30 [.012] THK COPPER ALLOY  
(PLATED 0.00038 [.000015] MIN GOLD OR 0.00008 [.000003] MIN GOLD FLASH OVER 0.00030 [.000012] PALLADIUM NICKEL, PER TE CONNECTIVITY'S DISCRETION, ON POST END, WITH MATTE TIN 0.00203 [.000080] MIN THK ON WIRE END)
  - CONTACTS ACCEPT #22 AWG SOLID, FUSED STRANDED OR STRANDED (7 STRANDS) WIRE WITH 2.41 [.095] MAX INSULATION DIA.
  - BOW, IN ANY DIRECTION, NOT TO EXCEED 0.15 [.006] PER IN.
  - HOUSING FEATURES: CLOSED END.
  - DIMENSIONS IN BRACKETS ARE IN INCHES.
- △ OBSOLETE PARTS: OBSOLETE CIS STREAMLINING PER D.RENAUD/D.SINISI



SECTION A-A

FINISH	C	B	A	NO. OF CIRCUITS	PART NUMBER
TIN	55.47 [2.184]	59.54 [2.344]	63.40 [2.496]	15	4-643995-5
TIN	43.59 [1.716]	47.65 [1.876]	51.51 [2.028]	12	4-643995-2
TIN	31.70 [1.248]	35.76 [1.408]	39.62 [1.560]	9	3-643993-9
TIN	19.81 [.780]	23.88 [.940]	27.74 [1.092]	6	3-643993-6
TIN	11.89 [.468]	15.95 [.628]	19.81 [.780]	4	3-643993-4
TIN	7.92 [.312]	11.99 [.472]	15.85 [.624]	3	3-643993-3
TIN	3.96 [.156]	8.03 [.316]	11.89 [.468]	2	3-643993-2
TIN-LEAD	55.47 [2.184]	59.54 [2.344]	63.40 [2.496]	15	1-643995-5
TIN-LEAD	43.59 [1.716]	47.65 [1.876]	51.51 [2.028]	12	1-643995-2
TIN-LEAD	31.70 [1.248]	35.76 [1.408]	39.62 [1.560]	9	643995-9
TIN-LEAD	19.81 [.780]	23.88 [.940]	27.74 [1.092]	6	643995-6
TIN-LEAD	11.89 [.468]	15.95 [.628]	19.81 [.780]	4	643995-4
TIN-LEAD	7.92 [.312]	11.99 [.472]	15.85 [.624]	3	643995-3
TIN-LEAD	3.96 [.156]	8.03 [.316]	11.89 [.468]	2	643995-2

△ OBSOLETE PARTS

THIS DRAWING IS A CONTROLLED DOCUMENT. DIN K. SALMON 10-22-91. CHK R. SWING 10-22-91. APVD

DIMENSIONS: mm [INCHES]. TOLERANCES UNLESS OTHERWISE SPECIFIED: 0 PLC ± .005, 1 PLC ± .005, 2 PLC ± .013 [.005], 3 PLC ± .005, 4 PLC ± .005, ANGLES ± .005.

MATERIAL: SEE NOTE 1. FINISH: SEE NOTE 1. WEIGHT: -. SIZE: A1. CAGE CODE: 00779. DRAWING NO: 643995. CUSTOMER DRAWING. SCALE: 5:1. SHEET: 1 OF 1. REV: L.

STE TE Connectivity. PRODUCT SPEC: MTA 156 POSTED CONNECTOR ASSEMBLY, 22 AWG. APPLICATION SPEC. RESTRICTED TO: -. SIZE: A1. CAGE CODE: 00779. DRAWING NO: 643995. CUSTOMER DRAWING. SCALE: 5:1. SHEET: 1 OF 1. REV: L.

单击下面可查看定价，库存，交付和生命周期等信息

[>>TE Connectivity\(泰科\)](#)