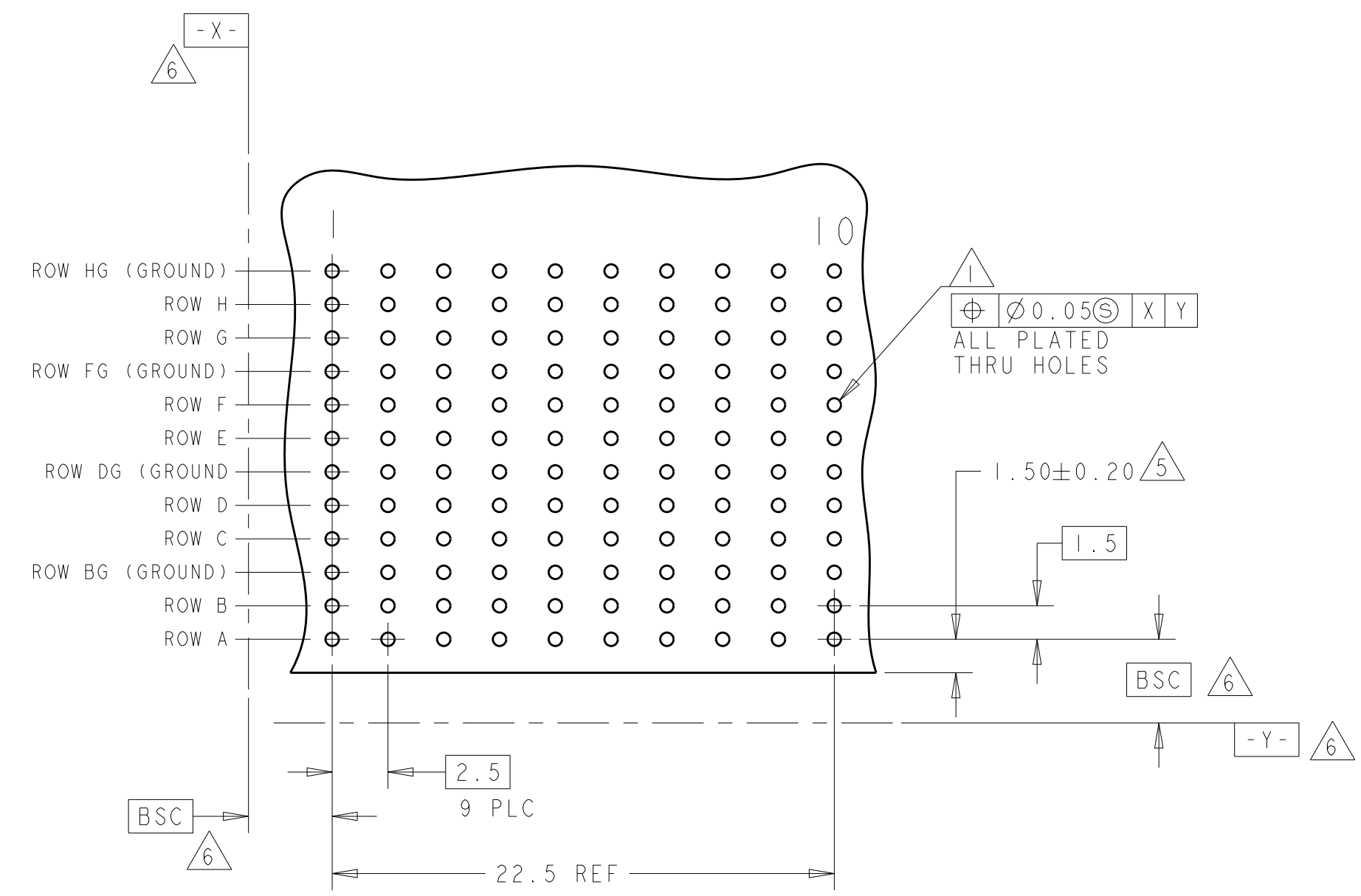
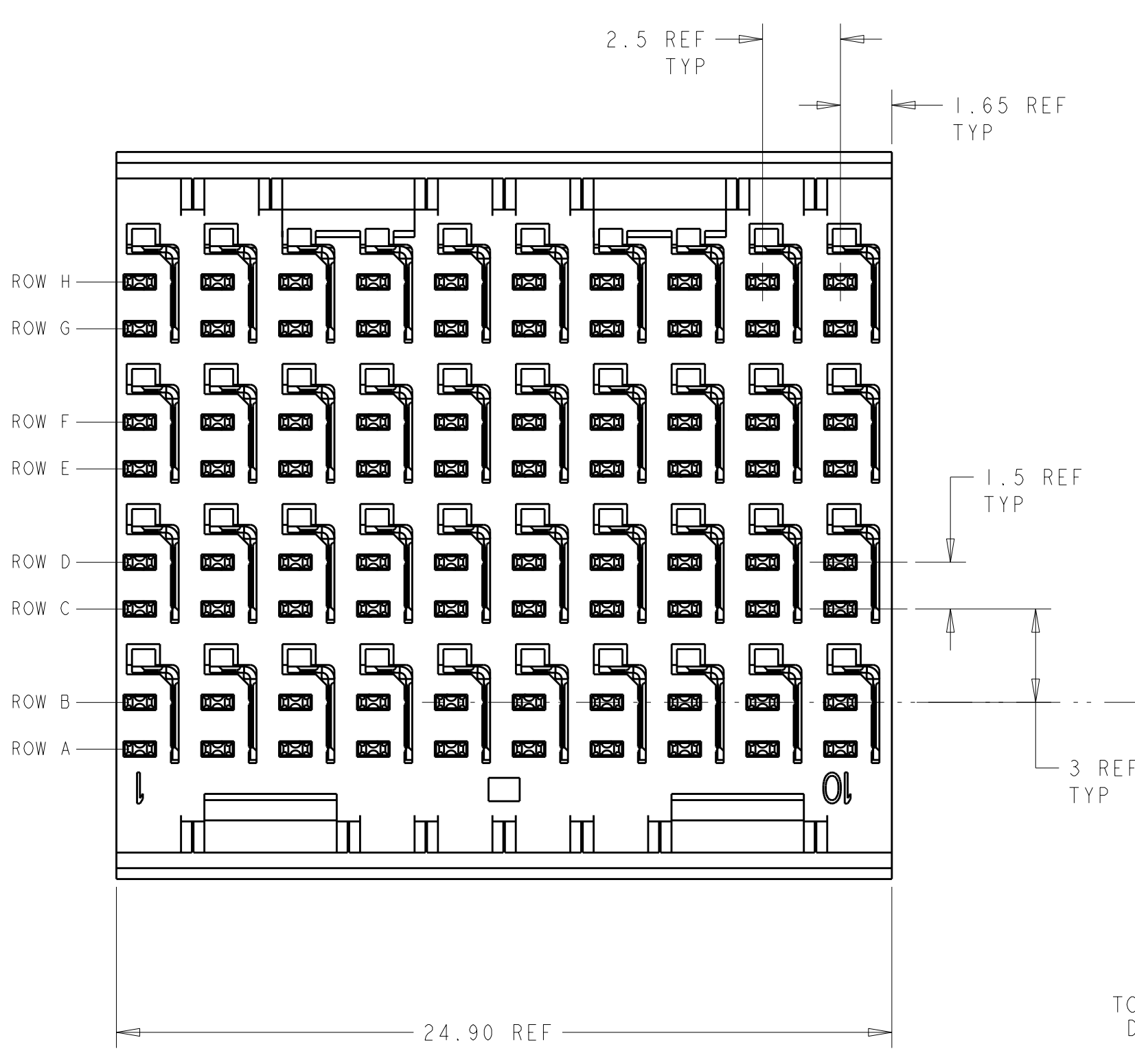



LOC	DIST	REV	DATE	BY	APPD
AD	00	A	11APR2011	RKC	JE

- 1. REFERENCE APPLICATION SPEC 114-13059 FOR RECOMMENDED PLATED THRU HOLE DIAMETER AND PLATING THICKNESSES.
- 2. MATERIAL:
CONTACT & SHIELD - PHOSPHOR BRONZE
HOUSING & CHICKLET - GLASS FILLED POLYESTER
- 3. FINISH:
CONTACT & SHIELD - 0.76µm MIN GOLD OVER 1.27µm MIN NICKEL IN MATING AREA, 0.5µm MIN TIN OVER 1.27µm MIN NICKEL IN COMPLIANT PIN AREA.
- 4. CONNECTOR MARKED WITH PART NUMBER AND DATE CODE IN APPROXIMATE AREA SHOWN
- 5. DIMENSION APPLIES TO CENTERLINE OF THRU HOLE
- 6. DATUMS AND BASIC DIMENSIONS ESTABLISHED BY CUSTOMER
- 7. CONTACT AREA LUBRICATED WITH BELLCORE APPROVED LUBRICANT. TECHNICAL REFERENCE: GR-1217-CORE, ISSUE 1, NOVEMBER 1995

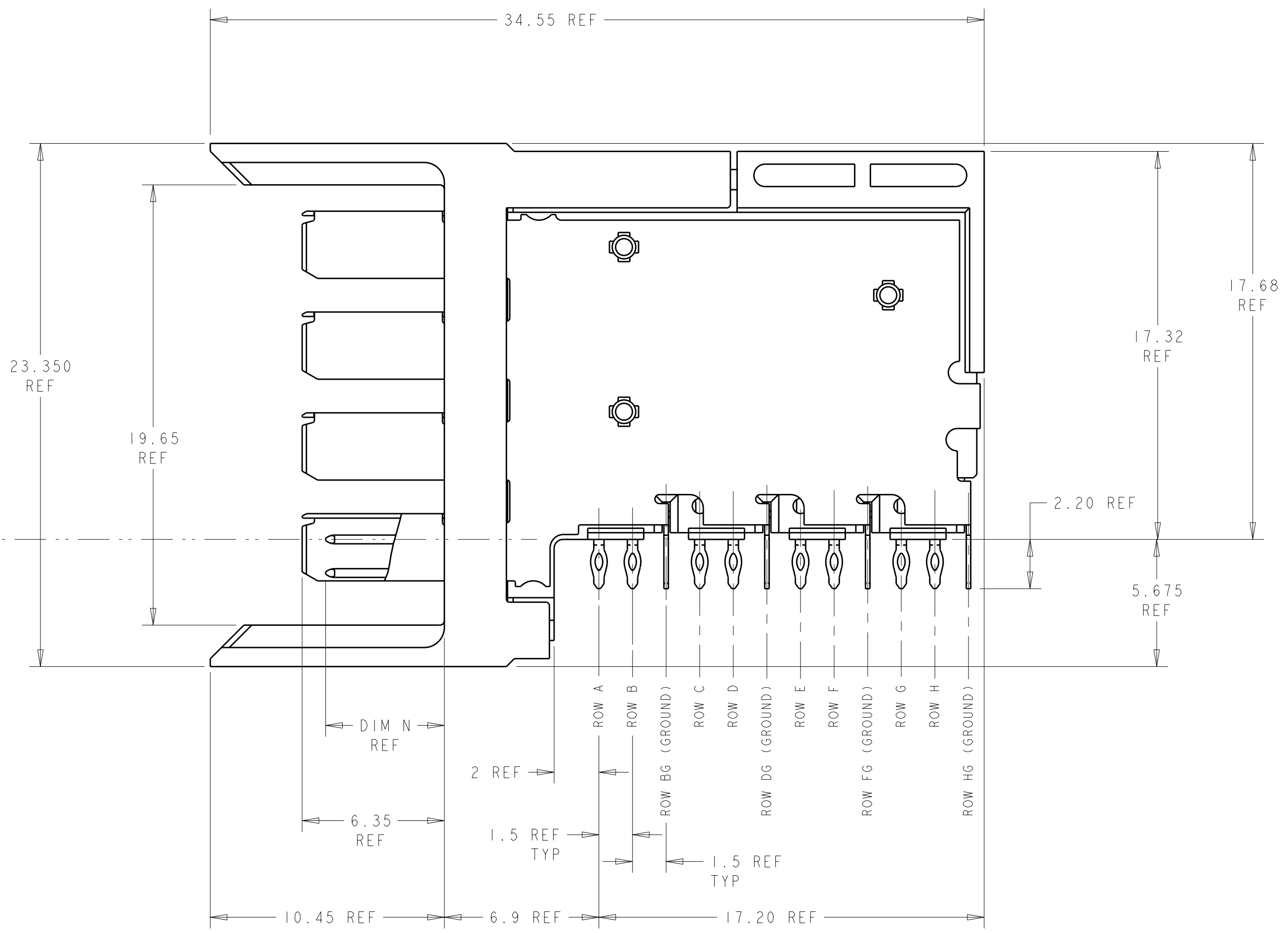


RECOMMENDED PC BOARD LAYOUT
 COMPONENT SIDE SHOWN
 SCALE 4:1



TOP SURFACE OF DAUGHTER CARD

CONTACT LAYOUT	
A	= 3.80mm (DIM N)
B	= 5.30mm (DIM N)
G	= GROUND
ROWS	COLUMNS
HF	G G G G G G G G G G
H	B B B B B B B B B B
G	B B B B B B B B B B
FG	G G G G G G G G G G
F	B B B B B B B B B B
E	B B B B B B B B B B
DG	G G G G G G G G G G
D	B B B B B B B B B B
C	A B B B B B B B B B
BG	G G G G G G G G G G
B	B B B B B B B B B B
A	B B B B B B B B B B



1645601-1
 PART NUMBER

DIMENSIONS: mm		TOLERANCES UNLESS OTHERWISE SPECIFIED: 9 PLC ± 1 PLC ± 5 PLC ± 4 PLC ± ANGLES ±		DWN R. K. COELLO 25JUN2004 CHK J. EARY 25JUN2004 APVD		Tyco Electronics Harrisburg, PA 17105-3608	
MATERIAL: 2		FINISH: 3		PRODUCT SPEC: - APPLICATION SPEC: - WEIGHT: - CUSTOMER DRAWING		NAME: HEADER ASSEMBLY, RIGHT ANGLE, 4 PAIR, HMZd SIZE: A1 CAGE CODE: 00779 DRAWING NO: 1645601 SHEET 1 OF 1 REV A	

单击下面可查看定价，库存，交付和生命周期等信息

[>>TE Connectivity\(泰科\)](#)