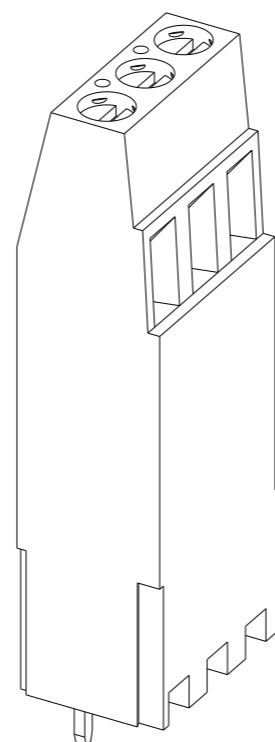
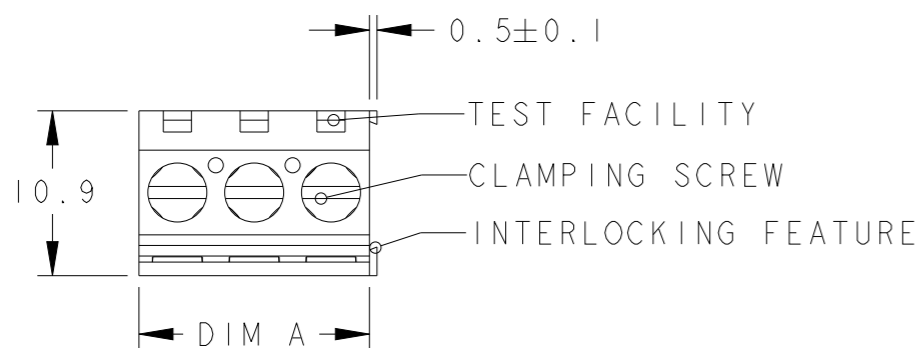
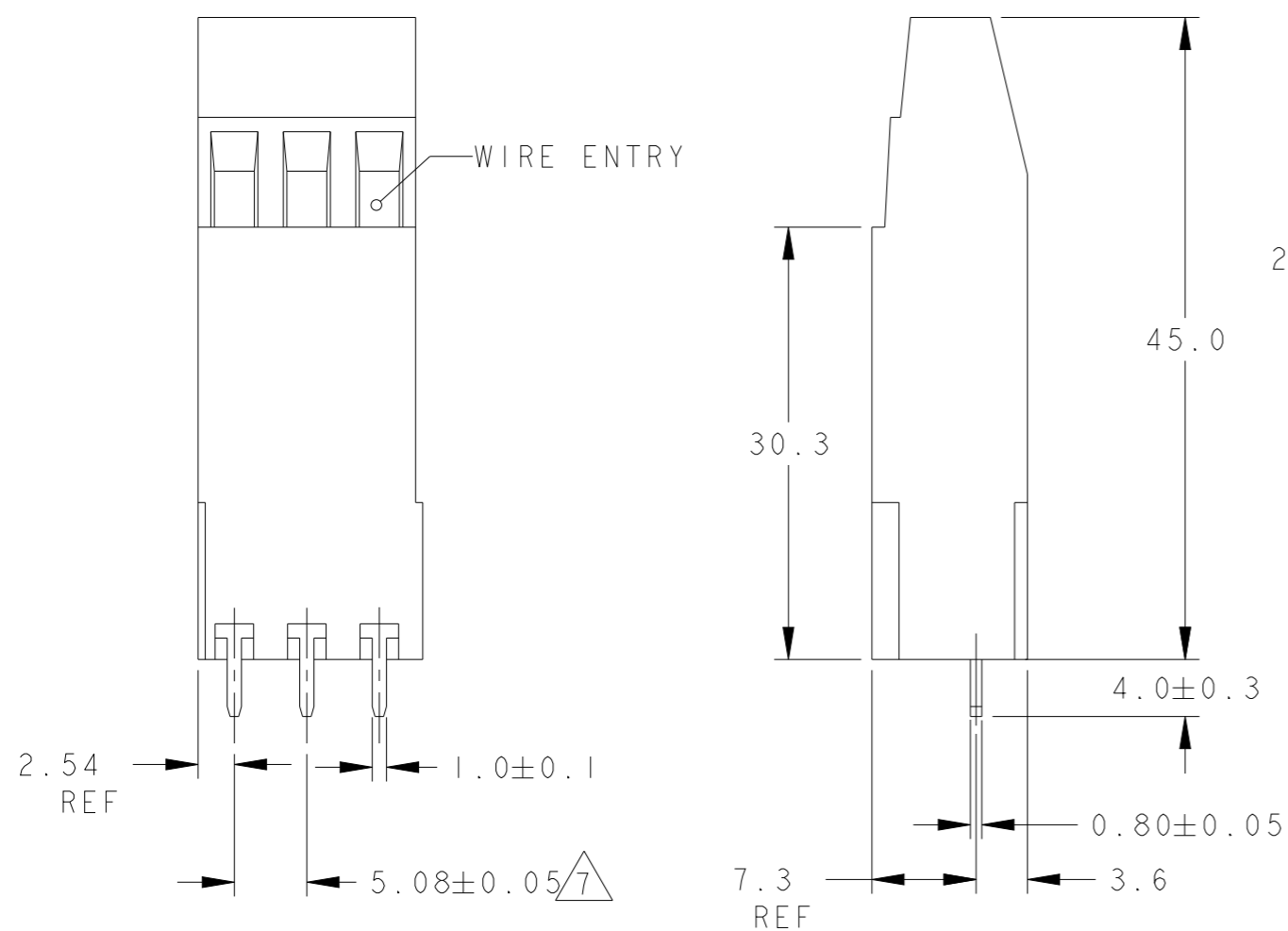


REVISIONS

P	LTR	DESCRIPTION	DATE	DWN	APVD
C9		HOUSING COLOR ADDED	03OCT2019	RK	PS
C10		PART OBSOLETE	02AUG2021	GMN	PS

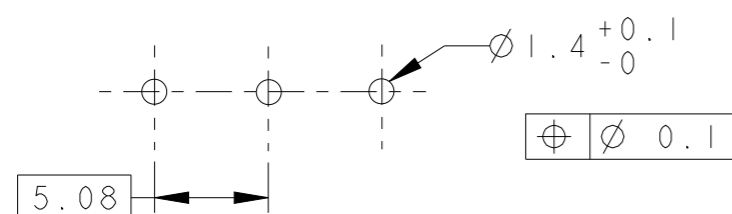


282925-3 AS SHOWN



9	SEE DETAIL F	60.96	12	2-282925-3
9	SEE DETAIL E	76.20	15	2-282925-2
12/10/9	SEE DETAIL D	106.68	21	2-282925-1
12/10/9	SEE DETAIL C	76.20	15	1-282925-5
12/9	SEE DETAIL B	60.96	12	1-282925-2
8/7	OBSOLETE	828.04	163	1-282925-0
	OBSOLETE	15.24	3	282925-3
	OBSOLETE	10.16	2	282925-2
	DIM.A		NO OF POS.	PART NUMBER

RECOMMENDED PC BOARD LAYOUT



THIS DRAWING IS A CONTROLLED DOCUMENT.

DIMENSIONS:	TOLERANCES UNLESS OTHERWISE SPECIFIED:
mm	
0 PLC	±
1 PLC	±0.3
2 PLC	±0.25
3 PLC	±
4 PLC	±
ANGLES	±2°
MATERIAL	FINISH
SEE NOTES	SEE NOTES

DWN	09NOV2001
E. ZANOLINI	
CHK	09NOV2001
D. BIEVENOUR	
APVD	09NOV2001
D. BIEVENOUR	
PRODUCT SPEC	-
APPLICATION SPEC	-
WEIGHT	-
CUSTOMER DRAWING	



NAME			
TERMINAL BLOCK, PCB MOUNT			
3RD LEVEL, STACKING W/INTERLOCK,			
5.08mm PITCH			
SIZE	CAGE CODE	DRAWING NO	RESTRICTED TO
A3	00779	C-282925	-
SCALE		SHEET	REV
2:1		1 OF 4	C10

4

3

2

1

THIS DRAWING IS UNPUBLISHED.

RELEASED FOR PUBLICATION

20

© COPYRIGHT 20

BY -

ALL RIGHTS RESERVED.

REVISIONS

P	LTR	DESCRIPTION	DATE	DWN	APVD
	-	SEE SHEET 1	-	-	-

DETAIL D
SCALE 2:1

DETAIL C
SCALE 2:1

DETAIL B
SCALE 2:1

THIS DRAWING IS A CONTROLLED DOCUMENT.

DIMENSIONS:
mm

TOLERANCES UNLESS
OTHERWISE SPECIFIED:

0 PLC	±
1 PLC	±0.3
2 PLC	±0.25
3 PLC	±
4 PLC	±
ANGLES	±2°

MATERIAL
SEE NOTES

FINISH
SEE NOTES

DWN 09NOV2001

E. ZANOLINI

CHK 09NOV2001

D. BIEVENOUR

APVD 09NOV2001

D. BIEVENOUR

PRODUCT SPEC

-

APPLICATION SPEC

-

WEIGHT

-

CUSTOMER DRAWING

TE Connectivity

NAME
TERMINAL BLOCK, PCB MOUNT
3RD LEVEL, STACKING W/INTERLOCK,
5.08mm PITCH

SIZE CAGE CODE DRAWING NO

A300779 C-282925

RESTRICTED TO

-

SCALE 2:1

SHEET 2 OF 4

REV C10

1470-19 (3/13)

Downloaded From Onevac.com

THIS DRAWING IS UNPUBLISHED.

RELEASED FOR PUBLICATION

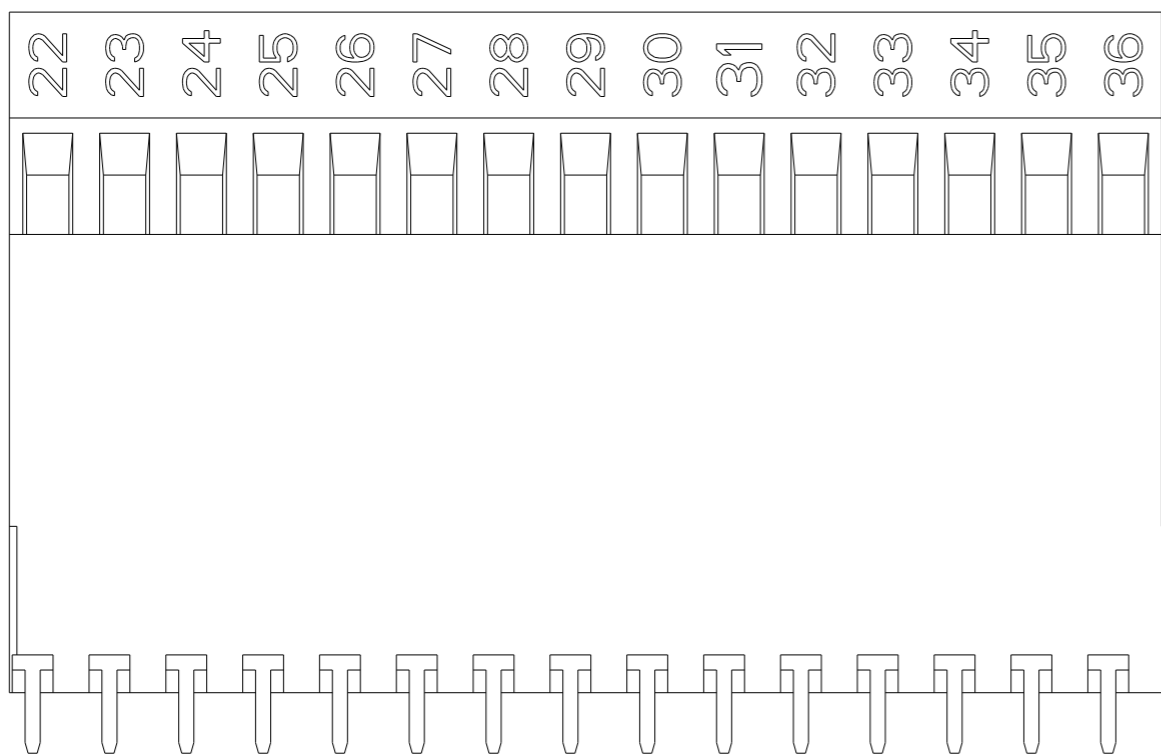
20

© COPYRIGHT 20 BY -


ALL RIGHTS RESERVED.

REVISIONS

P	LTR	DESCRIPTION	DATE	DWN	APVD
	-	SEE SHEET 1	-	-	-



DETAIL E
SCALE 2:1



DETAIL F
SCALE 2:1

THIS DRAWING IS A CONTROLLED DOCUMENT.

DIMENSIONS:	TOLERANCES UNLESS OTHERWISE SPECIFIED:
mm	
	0 PLC ±°
	1 PLC ±0.3
	2 PLC ±0.25
	3 PLC ±°
	4 PLC ±°
	ANGLES ±2°

MATERIAL
SEE NOTES

FINISH
SEE NOTES

DWN	09NOV2001
E. ZANOLINI	
CHK	09NOV2001
D. BIEVENOUR	
APVD	09NOV2001
D. BIEVENOUR	
PRODUCT SPEC	-
APPLICATION SPEC	-
WEIGHT	-

		TE Connectivity	
		NAME TERMINAL BLOCK, PCB MOUNT 3RD LEVEL, STACKING W/INTERLOCK, 5.08mm PITCH	
SIZE	CAGE CODE	DRAWING NO	RESTRICTED TO
A3	00779	C-282925	-

CUSTOMER DRAWING SCALE 2:1 SHEET 3 OF 4 REV C10

THIS DRAWING IS UNPUBLISHED.

RELEASED FOR PUBLICATION

20

© COPYRIGHT 20

BY -

ALL RIGHTS RESERVED.

REVISIONS

P	LTR	DESCRIPTION	DATE	DWN	APVD
	-	SEE SHEET 1	-	-	-

1. MATERIALS AND FINISH
HOUSING: PA 66, UL 94-V0, COLOR: GREEN.
CLAMP: BRASS, NICKEL PLATED.
TERMINAL: BRASS, TIN PLATED.
CLAMPING SCREW: M3, BRASS, NICKEL PLATED.
2. MECHANICAL:
RECOMENDED TIGHTENING TORQUE : 0.5Nm
WIRE STRIPPING LENGTH : 6.5-7.0mm
MIN. PC BOARD HOLES DIAMETER : 1.4mm
MAX. PC BOARD THICKNESS : 2.4mm
3. ELECTRICAL
WIRE RANGE : 16-30 AWG
MAX. VOLTAGE : 300 V
MAX CURRENT : 24 A
CONTACT RESISTANCE : < 15 m Ohm
INSULATION RESISTANCE : > 1000 M Ohm (500V DC)

4. OPERATING TEMPERATURE RANGE: -40C TO +105C.

5. RECOGNIZED UNDER THE COMPONENT PROGRAM OF UNDERWRITERS LABORATORIES INC., FILE NO E60677

6. NOT CUMULATIVE TOLERANCE.

7. P/N 1-282925-0 IS A KIT PACKAGE COMPRISED OF THE FOLLOWING:(3) OF 25 POS. GLUED ASSEMBLIES AND (4) OF 22 POS. GLUED ASSEMBLIES. EACH GLUED ASSEMBLY IS PACKAGED SEPERATLY IN A UNIT BOX.

8. INK MARKING, BLACK COLOR.
NUMERICAL SEQUENCE: FROM LEFT TO RIGHT FOR EACH GLUED ASSEMBLY.

9. INK MARKING, BLACK COLOR. SEE DETAIL FOR MARKING.

10. PARTS TO BE SHIPPED WITH CAGES IN THE CLOSED POSITION WITH SCREW TORQUE TO 3 IN-16s MIN.

11. DELETED

12. SECTION GLUED USING CYANOLIT 241F OR TE ENGINEERING APPROVED EQUIVALENT.

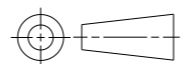
THIS DRAWING IS A CONTROLLED DOCUMENT.

DWN 09NOV2001
E. ZANOLINI
CHK 09NOV2001
D. BIEVENOUR
APVD 09NOV2001
D. BIEVENOUR



DIMENSIONS:
mm

TOLERANCES UNLESS OTHERWISE SPECIFIED:



0 PLC ±
1 PLC ±0.3
2 PLC ±0.25
3 PLC ±
4 PLC ±
ANGLES ±2°

MATERIAL
SEE NOTES

FINISH
SEE NOTES

PRODUCT SPEC

APPLICATION SPEC

WEIGHT

NAME
TERMINAL BLOCK, PCB MOUNT
3RD LEVEL, STACKING W/INTERLOCK,
5.08mm PITCH

SIZE CAGE CODE DRAWING NO RESTRICTED TO

A300779 C-282925

CUSTOMER DRAWING

SCALE 2:1 SHEET 4 OF 4 REV C10

单击下面可查看定价，库存，交付和生命周期等信息

[>>TE Connectivity\(泰科\)](#)