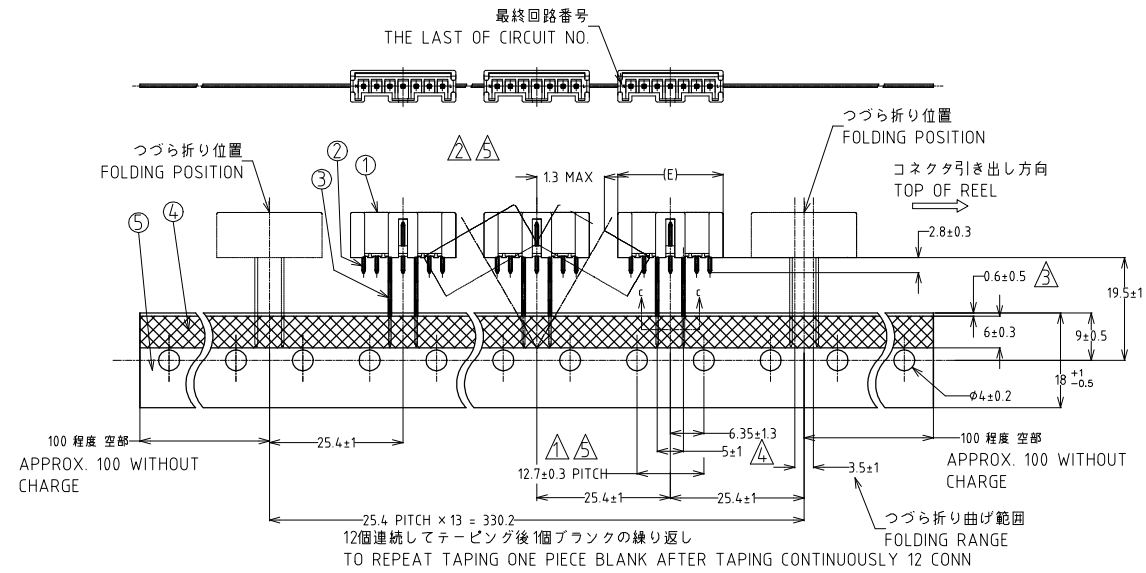


THIS DRAWING IS UNPUBLISHED. RELEASED FOR PUBLICATION - . . .
 © COPYRIGHT - By - ALL RIGHTS RESERVED.

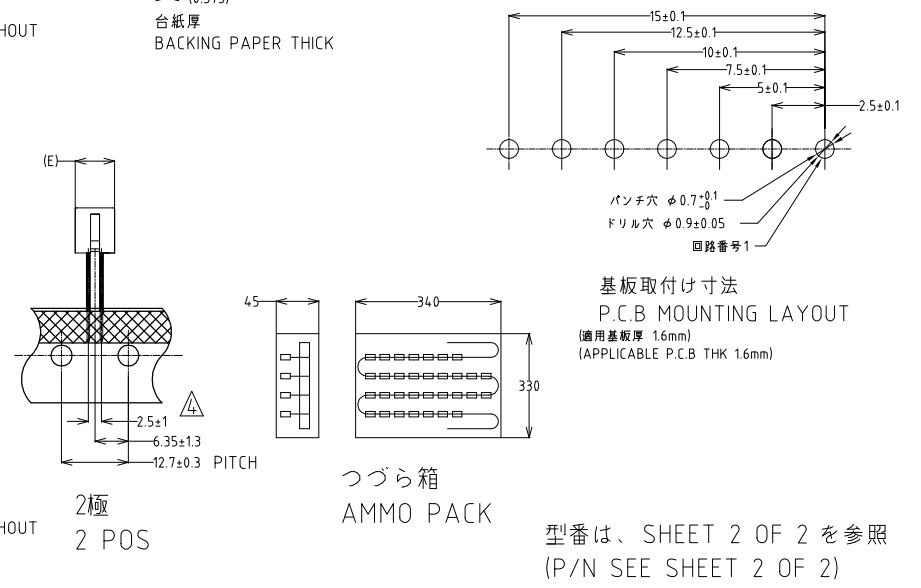
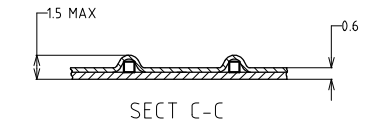
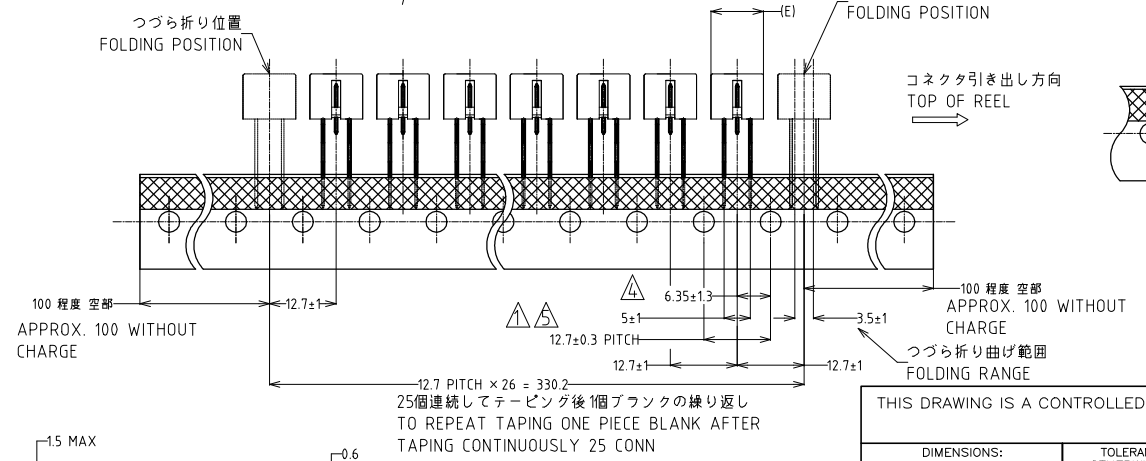
| LOC | DIST | REVISIONS | | | | | |
|-----|------|-----------|-----|---------------------------|-----------|-----|------|
| J | - | P | LTR | 変更 DESCRIPTION | DATE | DWN | APVD |
| | | E | | REVISED | 05AUG10 | T.K | N.Y |
| | | E1 | | REVISED PER ECR-14-010027 | 06AUG14 | O.C | D.Z |
| | | E2 | | REVISED PER ECR-20-000768 | 12FEB2020 | SM | D.Z |

テーピング仕様 B : 4極以上
 TAPING STYLE B : 4Pos AND MORE



- △ 累積ピッチ公差は20ピッチで±1.0mmとする
- △ 測定位置はポスト先端中心とする
- △ 貼り付けテープは台紙からはみ出さないこと
- △ 測定位置はテーピングの上端位置とし、リード線の中心線との間隔とする
- △ 12.7 PITCH 寸法の中心値を基準とする
- △ ACCUMULATING TOLERANCE : ±1.0mm/20 PITCH
- △ MESURING POINT : AT TOP OF POST
- ③ TAPE MUST NOT PROTRUDE FROM BACKING PAPER
- ④ MESURING POINT, THE TOP OF TAPING AND THE CENTER LINE OF LEAD WIRE IN BETWEEN
- △ BE BASED ON THE CENTER 12.7mm PITCH DIMENSION

テーピング仕様 A : 2極、3極
 TAPING STYLE A : 2Pos, 3Pos



2極
2 POS

つづら箱
AMMO PACK

型番は、SHEET 2 OF 2 を参照
(P/N SEE SHEET 2 OF 2)

| | | | | | | |
|---|--|------------------|------------|------------------|-----------------|--|
| THIS DRAWING IS A CONTROLLED DOCUMENT. | | DWN | N.YAMASAKI | 3 SEP '01 | TE Connectivity | 2.5mm PITCH SIGNAL MATE CONN ON TAPE HEADER (V-TYPE) |
| | | CHK | M.SHINDO | 3 SEP '01 | | |
| DIMENSIONS: mm | | APVD | Y.KASHIWA | 3 SEP '01 | NAME | 名称 |
| TOLERANCES UNLESS OTHERWISE SPECIFIED: 一般公差 | | PRODUCT SPEC | | 108-5703 | | SIZE A3 CAGE CODE 00779 DRAWING NO. C=1376492 |
| 10> ±0.2 | | 製品規格 | | 114-5286 | | |
| 30> ≧10±0.25 | | APPLICATION SPEC | | 取付適用規格 | | RESTRICTED TO |
| 100> ≧30±0.3 | | MATERIAL 材料 | | SEE TABLE 2 | | |
| ANGLE : ±3° | | FINISH 仕上 | | SEE TABLE 2 | | SCALE 尺数 |
| | | WEIGHT | | CUSTOMER DRAWING | | SHEET 1 OF 2 |
| | | | | | | REV E2 |

THIS DRAWING IS UNPUBLISHED. RELEASED FOR PUBLICATION - r .
 © COPYRIGHT - By - ALL RIGHTS RESERVED.

| LOC | DIST | REVISIONS 変更 | | | |
|-----|------|-----------------|------|-----|------|
| P | LTR | DESCRIPTION | DATE | DWN | APVD |
| - | - | SEE SHEET 1 | - | - | - |

表 2
TABLE 2

| 部品番号 PARTS NO | 名称 PARTS NAME | 材質、表面処理 MATERIAL & FINISH |
|------------------|-----------------------------|--|
| ① | ヘッダーハウジング HEADER HOUSING | 66ナイロンガラス強化 (UL94V-0) 66 NYLON GLASS FILLED |
| ② | ポストコンタクト POST CONTACT | 錫めっき済銅合金 PRE TIN BRASS |
| ③ | ラジアルピン RADIAL PIN | 錫めっき済銅合金 PRE TIN BRASS |
| ④ | ラジアルテープ RADIAL TAPE | 感熱紙 THERMAL PAPER |
| ⑤ | 台紙 BACKING PAPER | クラフト紙 CRAFT PAPER |

ラジアルピン, ポストコンタクト位置
 ○:ラジアルピン, *:ポストコンタクト,
 -:ピン抜き

| 回路番号 | 7 | 6 | 5 | 4 | 3 | 2 | 1 | ハウジング 極数 | テーピング 仕様 | 数量 | BOSS | 寸法 E | 色 | 極数 | ピッチ | 型番 |
|----------|---|---|---|---|---|---|---|-------------|-------------|-----|---------|------|---------|----|-----|-------------|
| OBSELETE | X | X | X | X | X | X | X | 3 | A | 900 | WITHOUT | 10.0 | RED | 2 | 5.0 | 6-1376500-2 |
| OBSELETE | X | X | X | X | X | X | X | 3 | A | 900 | WITHOUT | 10.0 | NATURAL | 2 | 5.0 | 5-1376500-2 |
| | X | X | X | X | X | X | X | 7 | B | 450 | WITHOUT | 20.0 | RED | 7 | 2.5 | 6-1376492-7 |
| | X | X | X | X | X | X | X | 7 | B | 450 | WITHOUT | 20.0 | NATURAL | 7 | ▲ | 5-1376492-7 |
| | X | X | X | X | X | X | X | 6 | B | 450 | WITHOUT | 17.5 | BLUE | 6 | | 7-1376492-6 |
| | X | X | X | X | X | X | X | 6 | B | 450 | WITHOUT | 17.5 | RED | 6 | | 6-1376492-6 |
| | X | X | X | X | X | X | X | 6 | B | 450 | WITHOUT | 17.5 | NATURAL | 6 | | 5-1376492-6 |
| OBSELETE | X | X | X | X | X | X | X | 5 | B | 450 | WITHOUT | 15.0 | BLUE | 5 | | 7-1376492-5 |
| OBSELETE | X | X | X | X | X | X | X | 5 | B | 450 | WITHOUT | 15.0 | RED | 5 | | 6-1376492-5 |
| OBSELETE | X | X | X | X | X | X | X | 5 | B | 450 | WITHOUT | 15.0 | NATURAL | 5 | | 5-1376492-5 |
| OBSELETE | X | X | X | X | X | X | X | 4 | B | 450 | WITHOUT | 12.5 | BLUE | 4 | | 7-1376492-4 |
| | X | X | X | X | X | X | X | 4 | B | 450 | WITHOUT | 12.5 | NATURAL | 4 | | 5-1376492-4 |
| | X | X | X | X | X | X | X | 3 | A | 900 | WITHOUT | 10.0 | RED | 3 | | 6-1376492-3 |
| | X | X | X | X | X | X | X | 3 | A | 900 | WITHOUT | 10.0 | NATURAL | 3 | | 5-1376492-3 |
| | X | X | X | X | X | X | X | 2 | A | 900 | WITHOUT | 7.5 | BLUE | 2 | | 7-1376492-2 |
| | X | X | X | X | X | X | X | 2 | A | 900 | WITHOUT | 7.5 | RED | 2 | | 6-1376492-2 |
| | X | X | X | X | X | X | X | 2 | A | 900 | WITHOUT | 7.5 | NATURAL | 2 | 2.5 | 5-1376492-2 |

THIS DRAWING IS A CONTROLLED DOCUMENT.

DWN
CHK
APVD
PRODUCT SPEC
製品規格
APPLICATION SPEC
取付適用規格
WEIGHT

TE Connectivity
2.5mm PITCH SIGNAL MATE CONN ON TAPE HEADER (V-TYPE)

SIZE A3 CAGE CODE 00779 DRAWING NO 番号 G=1376492 RESTRICTED TO -

CUSTOMER DRAWING SCALE 尺度 SHEET 2 of 2 REV E2

单击下面可查看定价，库存，交付和生命周期等信息

[>>TE Connectivity\(泰科\)](#)