

4

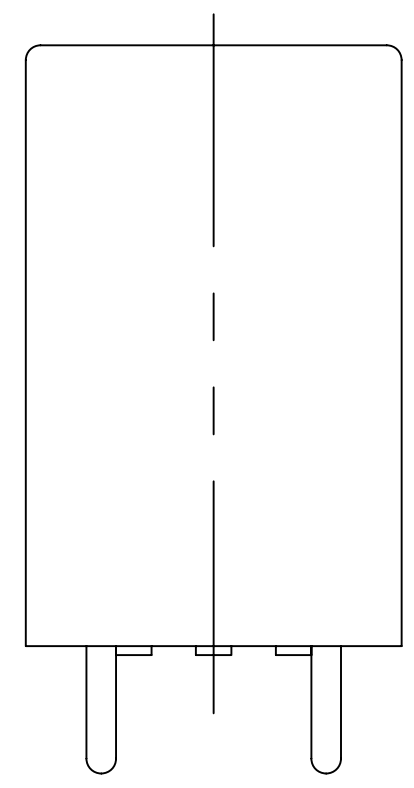
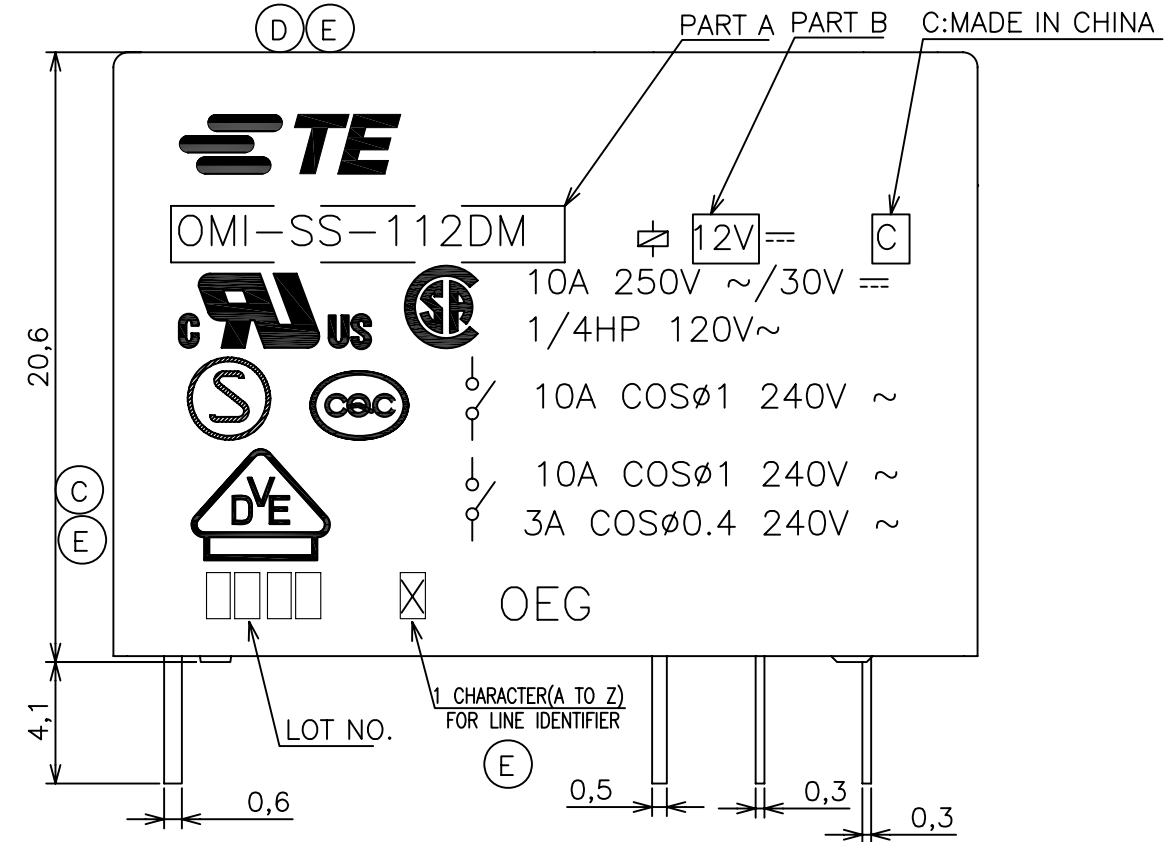
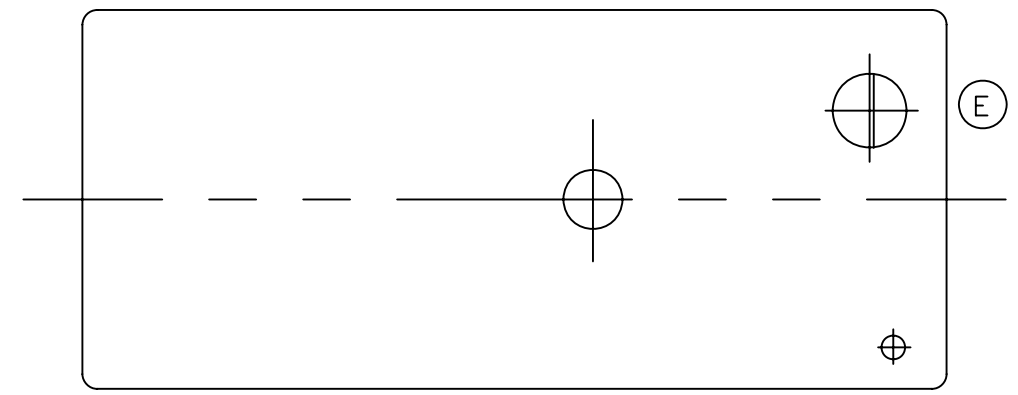
3

2

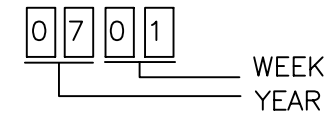
1

THIS DRAWING IS UNPUBLISHED. RELEASED FOR PUBLICATION  
 © COPYRIGHT - By - ALL RIGHTS RESERVED.

LOC	DIST	REVISIONS					
		P	LTR	DESCRIPTION	DATE	DWN	APVD
HB	-		E	CHANGE LOGO, VENT HOLE; ADD CQC, LINE IDENTIFIER AND PLATING THICKNESS ECO-12-005725	21-AUG-12	D.L	BH.Y



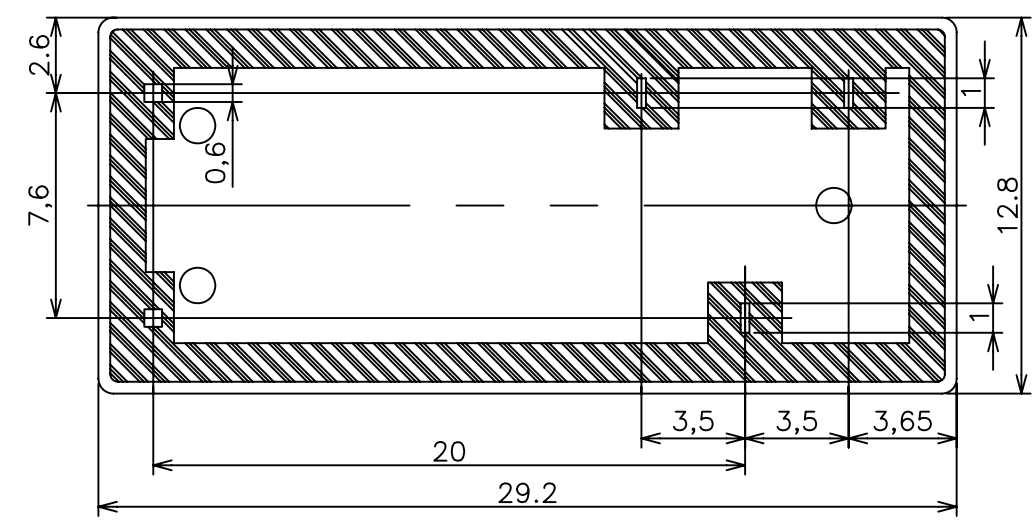
NOTES:  
 1.-SS- : PLASTIC SEALD TYPE  
 2.LOT NO. SYSTEM AS FOLLOWING:



3.GENERAL TOLERANCE AS FOLLOWING:

TOLERANCE	
0~0.99mm	±0.1
1mm~2.99mm	±0.2
3mmMIN.	±0.3

4.TERMINAL DIMENSION IS NOT INCLUDING SOLDER TIP.  
 FOR THE TIN-PLATING OF THE PINS:  
 +0.1mm FOR WIDTH,THICKNESS AND DIAMETER.  
 +0.5mm FOR LENGTH.



THIS DRAWING IS A CONTROLLED DOCUMENT.		DWN H.SASAKI		TE Connectivity NAME OMI -SS-D/L CUSTOMER DRAWING	
DIMENSIONS: mm		CHK Y.OIKAWA			
TOLERANCES UNLESS OTHERWISE SPECIFIED:		APVD A.NAGAI		PRODUCT SPEC	
0 PLC ± - 1 PLC ± - 2 PLC ± - 3 PLC ± - 4 PLC ± - ANGLES ± -		APPLICATION SPEC		RESTRICTED TO	
MATERIAL		WEIGHT		SIZE A3	
		FINISH		CAGE CODE 00779	
				DRAWING NO C-4-1440000-6	
		CUSTOMER DRAWING		SCALE 4:1 SHEET 1 of 2 REV E	



单击下面可查看定价，库存，交付和生命周期等信息

[>>TE Connectivity\(泰科\)](#)