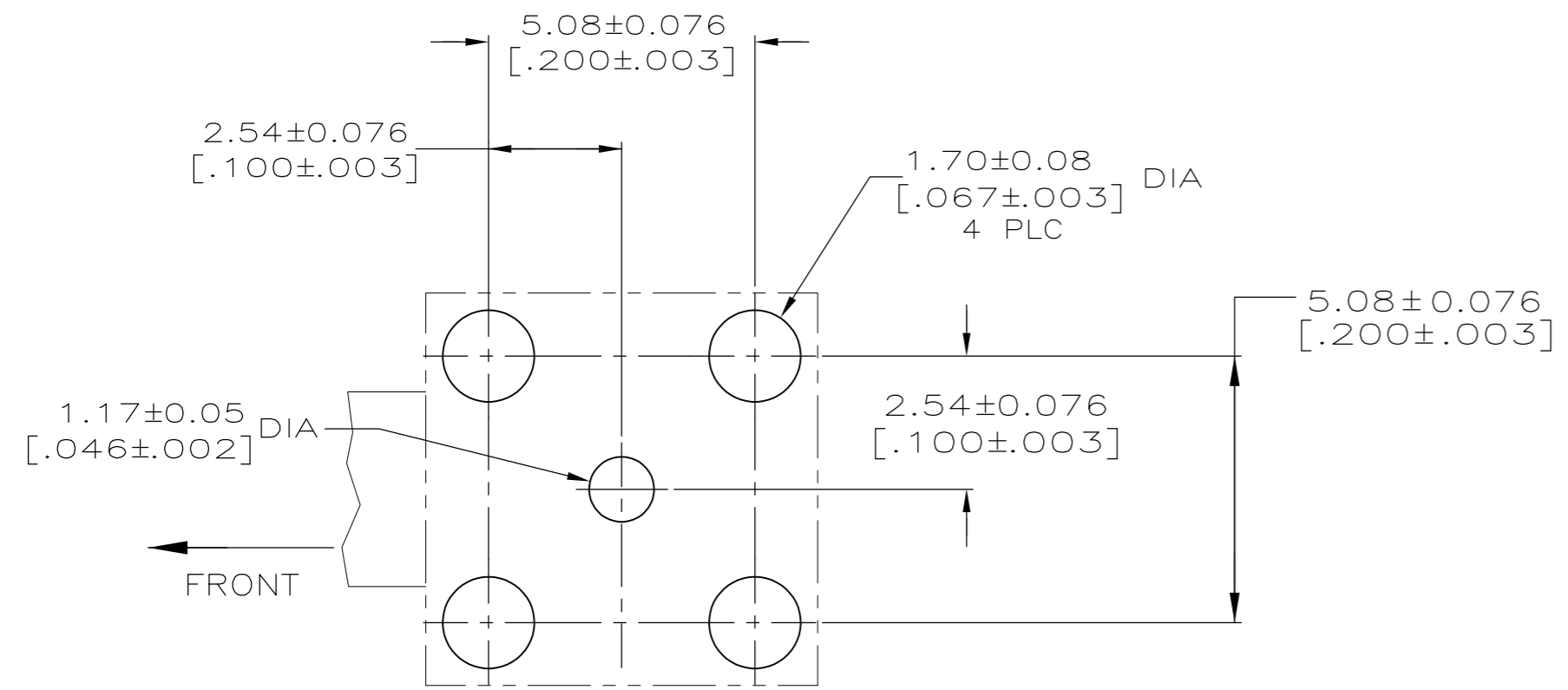
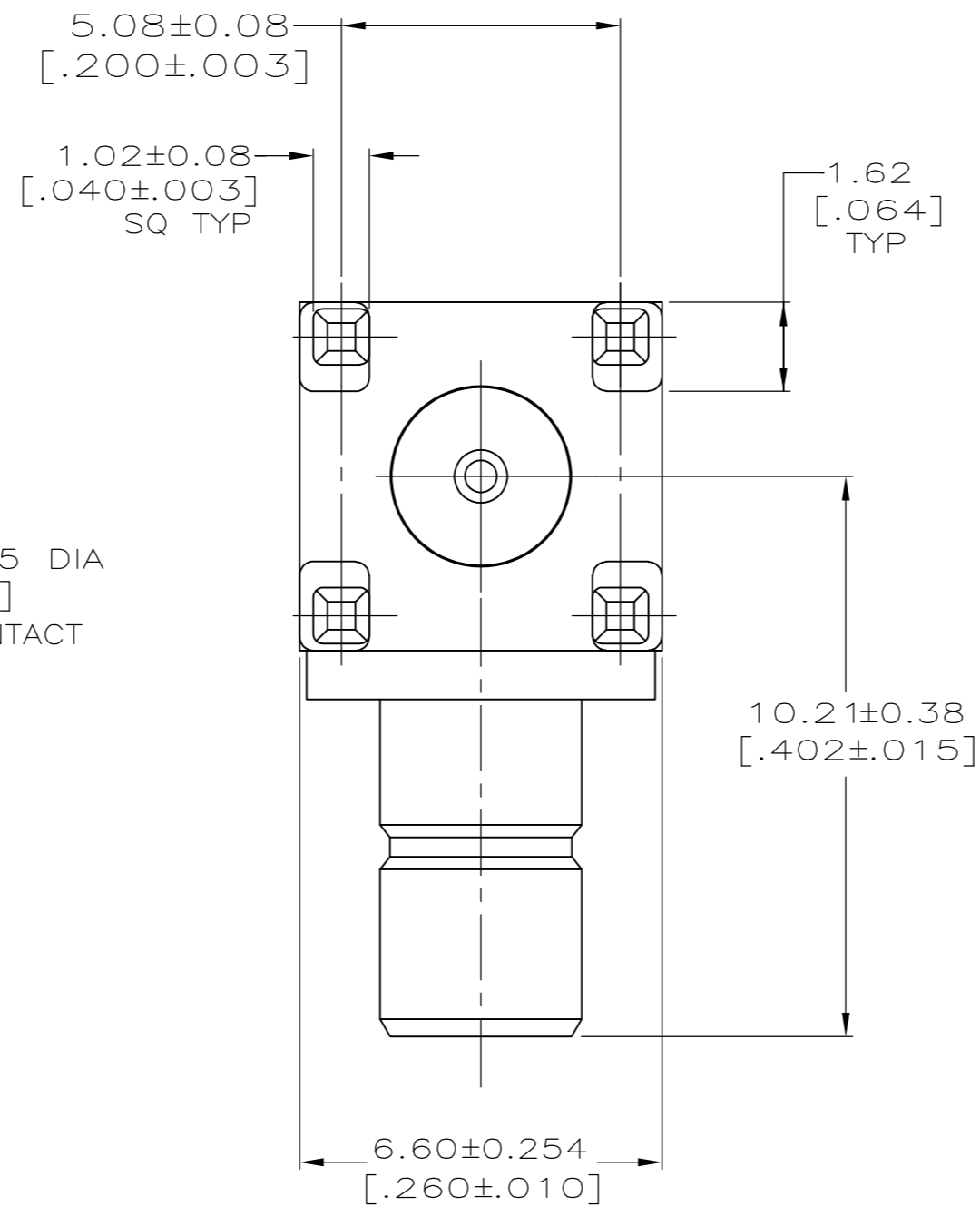
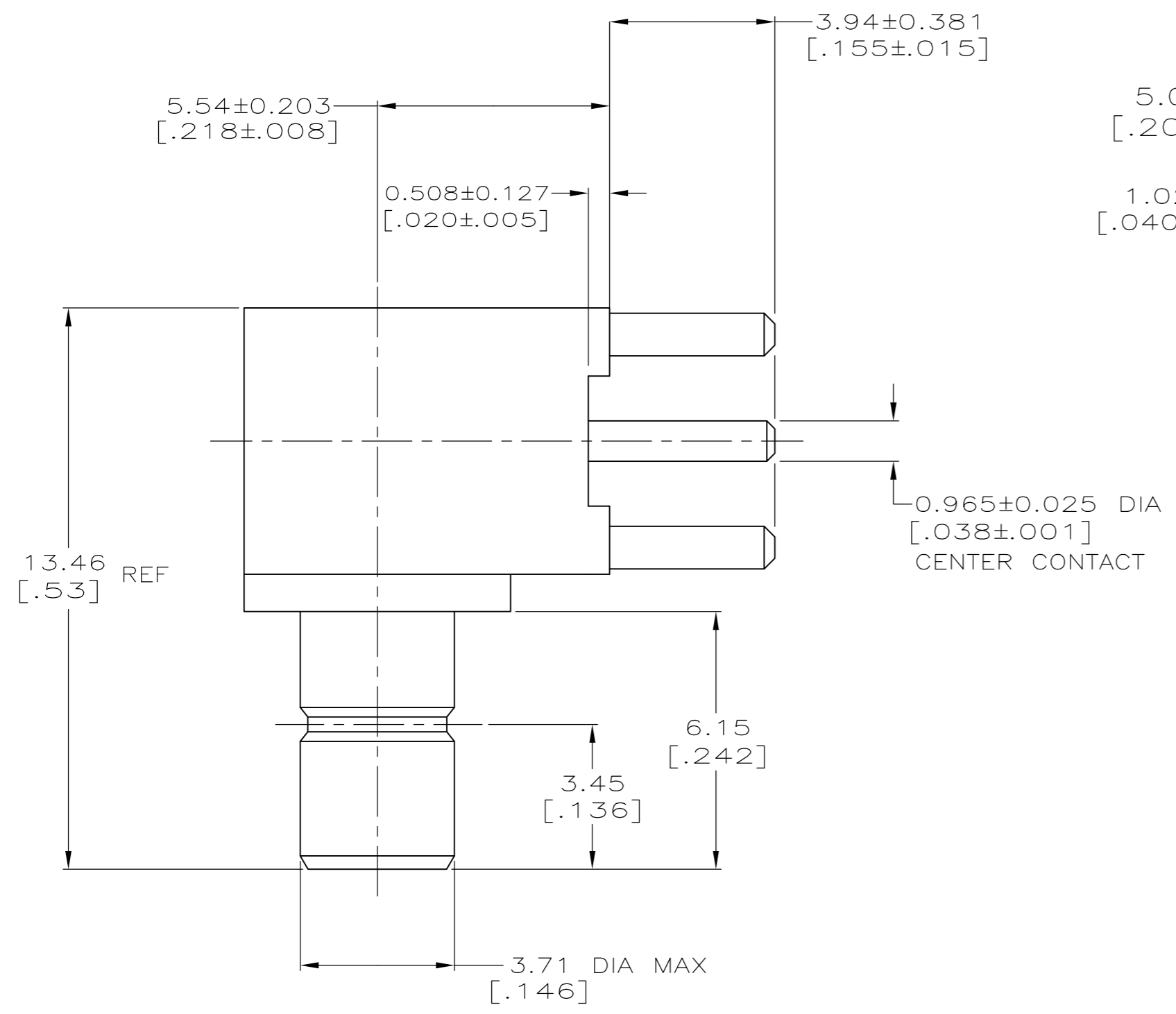


THIS DRAWING IS UNPUBLISHED. RELEASED FOR PUBLICATION
 © COPYRIGHT - By - ALL RIGHTS RESERVED.

LOC	DIST	REVISIONS			
P	LTR	DESCRIPTION	DATE	DWN	APVD
AJ	17	A	ECR-12-005726	27MAR12	RK MY



RECOMMENDED PCB CONFIGURATION

- 1 MATERIALS:
 BODY(LEG): ZINC ALLOY (ZAMAK 3).
 BODY(FRONT): BRASS PER QQ-B-262.
 CENTER CONTACT: BRASS PER QQ-B-626.
 INSULATORS: PTFE PER ASTM-D-1710.
 END CAP: BRASS PER QQ-B-626.
- 2 FINISH
 CENTER CONTACT: GOLD PLATE PER MIL-G-45204.
 BODY(LEG): TIN PLATE PER ASTM-B-545.
 BODY(FRONT): ELECTROLESS NICKEL PER MIL-C-26074.
 END CAP: NICKEL PLATE PER QQ-N-290.
- 3. INTERFACE PER MIL-C-39012.

5414337-1
 PART NUMBER

THIS DRAWING IS A CONTROLLED DOCUMENT.		DWN G. ATTADIA - 01FEB2005		
DIMENSIONS: INCHES		CHK J. HAVENER 01FEB2005		
TOLERANCES UNLESS OTHERWISE SPECIFIED:		APVD J. HAVENER 01FEB2005	NAME JACK,RTANG,SMB/PCB	
0 PLC ± -	1 PLC ± -	PRODUCT SPEC	SIZE	CAGE CODE
2 PLC ± .25 [.010]	3 PLC ± .13 [.005]	APPLICATION SPEC	A2	00779
4 PLC ± -	ANGLES ± -	WEIGHT	DRAWING NO 5414337	
MATERIAL	FINISH	WEIGHT	SCALE	SHEET
1	2	-	8:1	1 of 1
CUSTOMER DRAWING			REV	A

单击下面可查看定价，库存，交付和生命周期等信息

[>>TE Connectivity\(泰科\)](#)