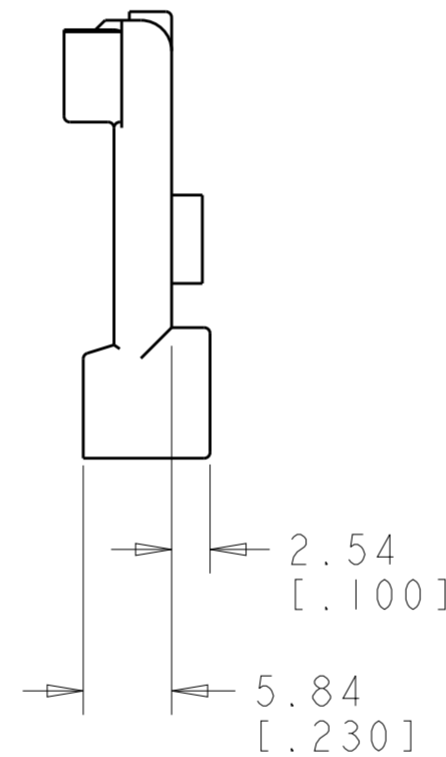
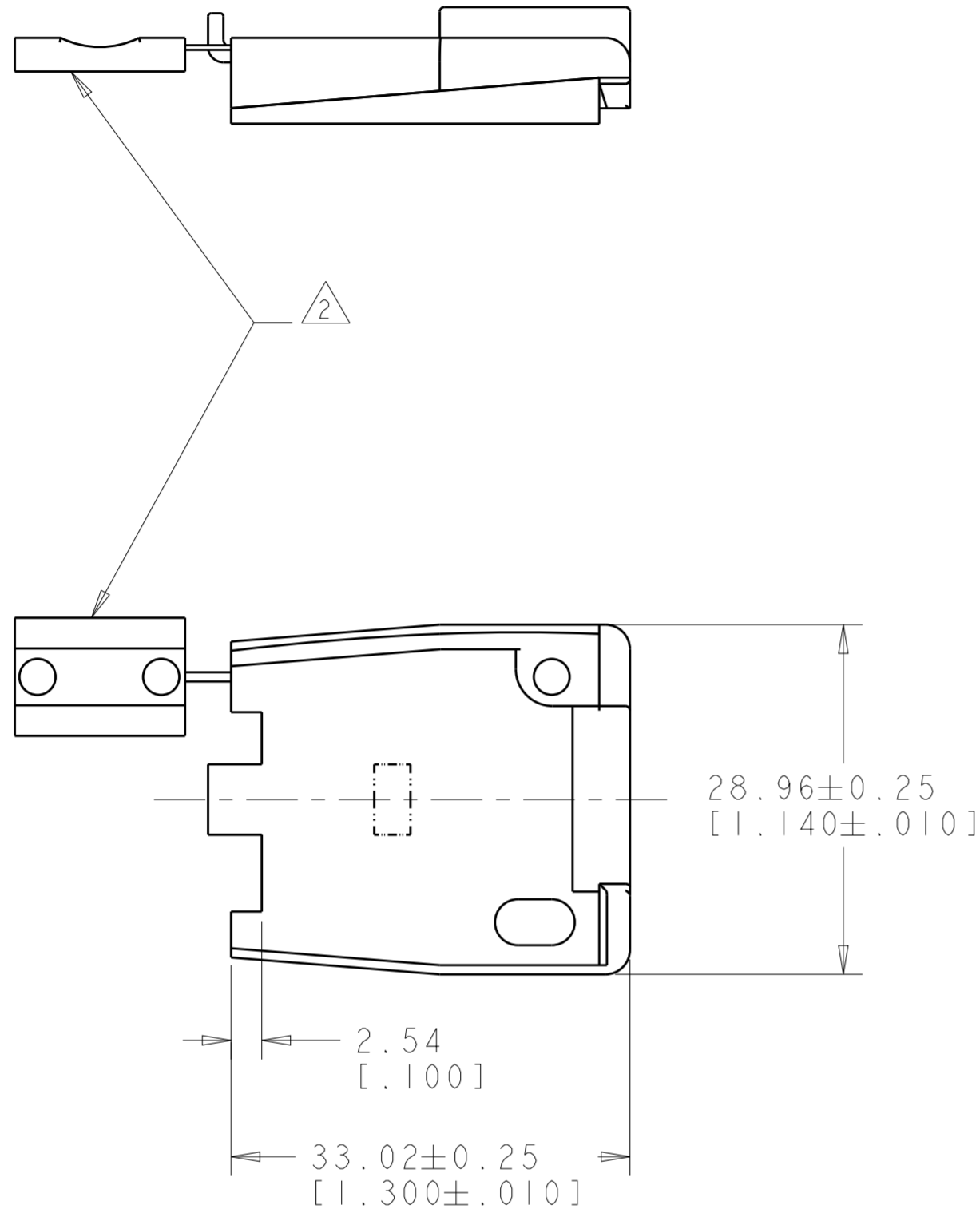


THIS DRAWING IS UNPUBLISHED. RELEASED FOR PUBLICATION 20
 © COPYRIGHT 20 BY TYCO ELECTRONICS CORPORATION. ALL RIGHTS RESERVED.

LOC	DIST	REVISIONS					
CM	00	P	LTR	DESCRIPTION	DATE	DWN	APVD
			C2	ECO-17-009483	29JUN2017	RS	KR



- ① SHEET METAL SCREWS NOT SUPPLIED.
- ② INSERT IS ATTACHED TO STRAIN RELIEF AS AN ADDITIONAL ADJUSTMENT FOR SMALL WIRE BUNDLES. IT SHOULD BE CUT OFF AND POSITIONED AS SHOWN.
- ③ TWO REQUIRED PER CONNECTOR.
- 4. DETACHABLE INSERT MAY SEPARATE FROM STRAIN RELIEF BODY DURING SHIPPING.

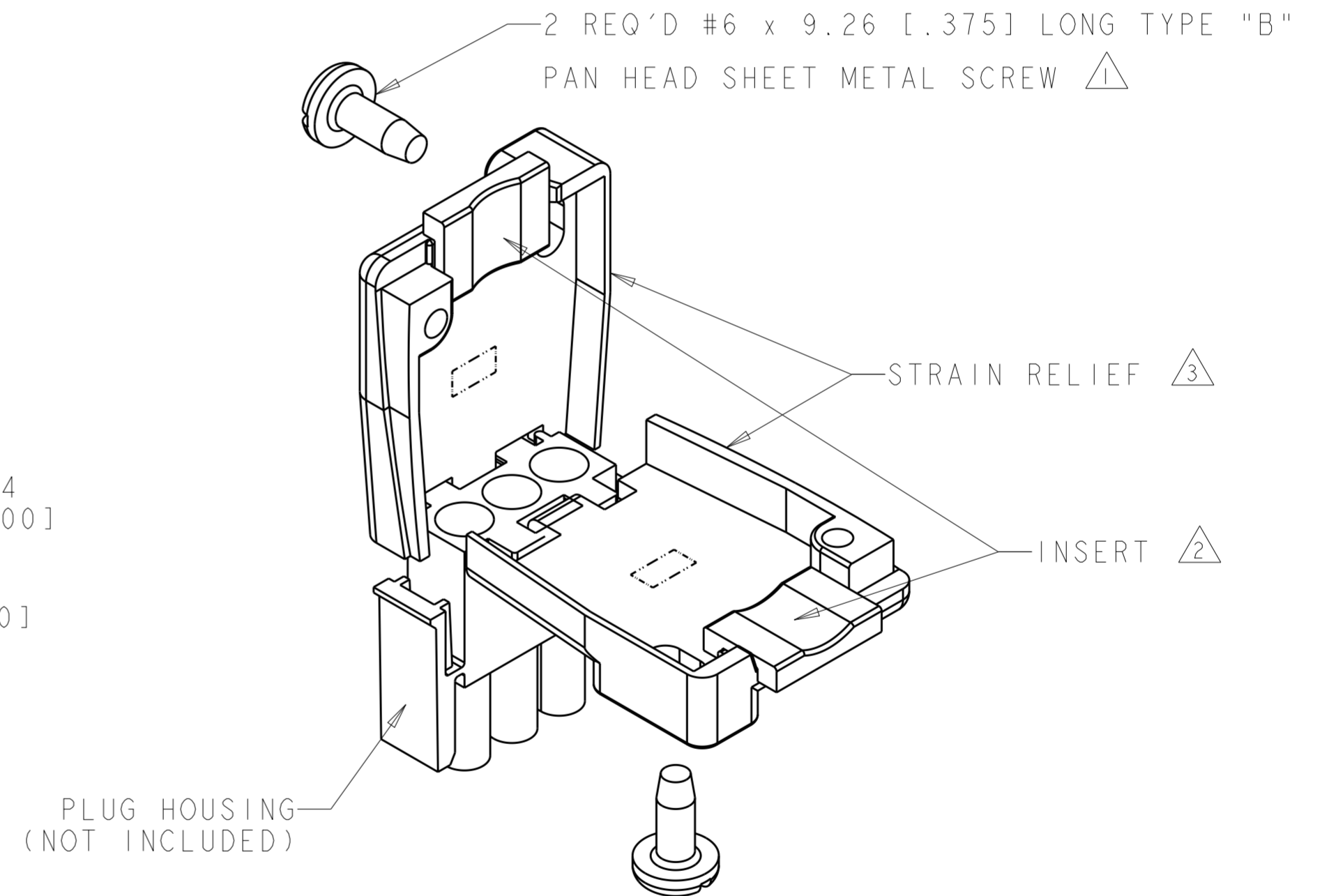
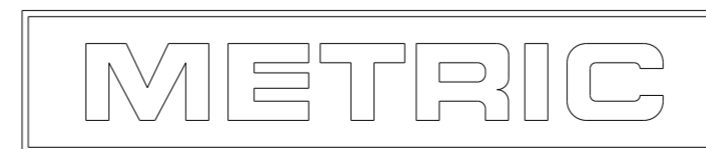


ILLUSTRATION ABOVE SHOWS 2 STRAIN RELIEFS WITH INSERTS

WITHOUT INSERT	MAX 3@4.83 [.190] DIA
WITH INSERT	MIN 3@1.02 [.040] DIA
WIRE BUNDLE	



THIS DRAWING IS A CONTROLLED DOCUMENT FOR TYCO ELECTRONICS CORPORATION. IT IS SUBJECT TO CHANGE AND THE CONTROLLING ENGINEERING ORGANIZATION SHOULD BE CONTACTED FOR THE LATEST REVISION.	
DIMENSIONS: mm [INCHES]	TOLERANCES UNLESS OTHERWISE SPECIFIED: 0 PLC ± 1 PLC ± 2 PLC ±0.13 [.005] 3 PLC ± 4 PLC ± ANGLES ±
MATERIAL NYLON 94V-0	FINISH

DWN K. WHITAKER 07AUG2007	CHK D. COLEY 07AUG2007	APVD D. COLEY 07AUG2007
PRODUCT SPEC		
APPLICATION SPEC		
WEIGHT		
CUSTOMER DRAWING		

0.175 IN ³	BLACK	640714-9	①
0.175 IN ³	NATURAL	640714-1	①
VOLUME	COLOR	PART NUMBER	
Tyco Electronics Harrisburg, PA 17105-3608			
NAME STRAIN-RELIEF, UNIVERSAL MATE-N-LOK (TM) 3 CIRCUIT			
SIZE A2	CAGE CODE 00779	DRAWING NO 640714	RESTRICTED TO
SCALE 2:1		SHEET 1 OF 1	REV C2

单击下面可查看定价，库存，交付和生命周期等信息

[>>TE Connectivity\(泰科\)](#)