

THIS DRAWING IS UNPUBLISHED. RELEASED FOR PUBLICATION
 © COPYRIGHT - By - TE CONNECTIVITY ALL RIGHTS RESERVED.

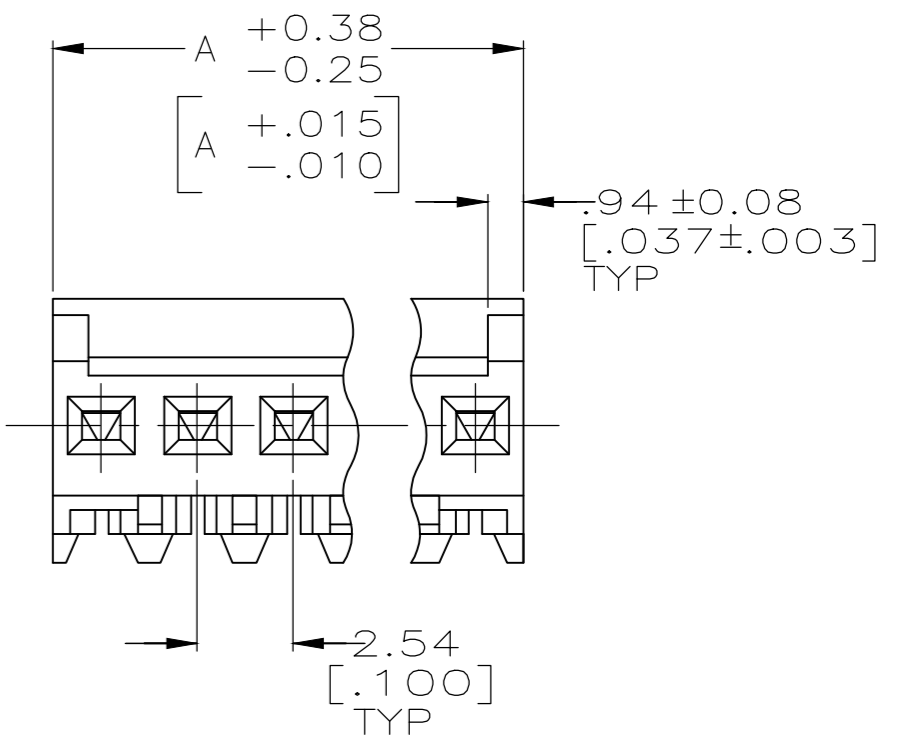
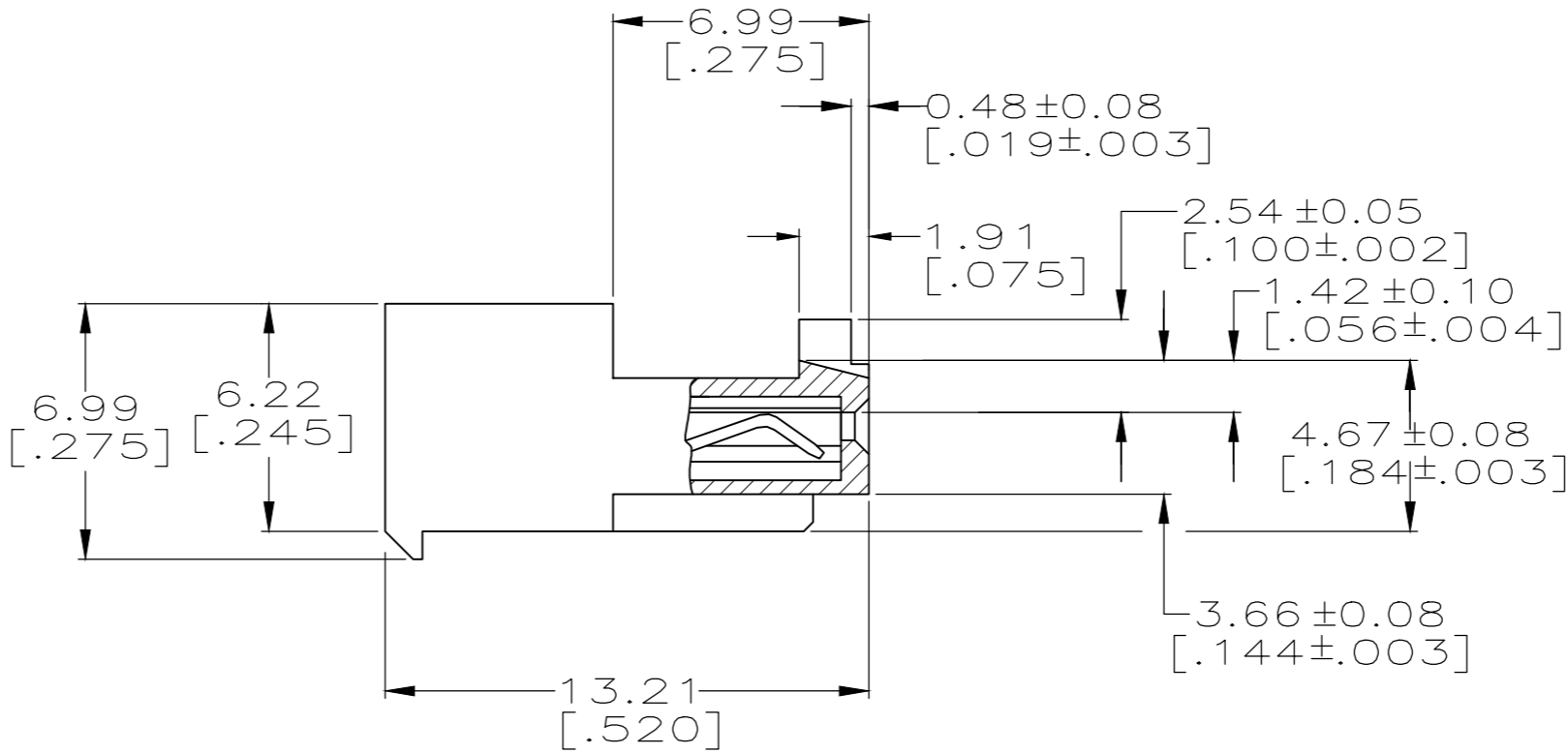
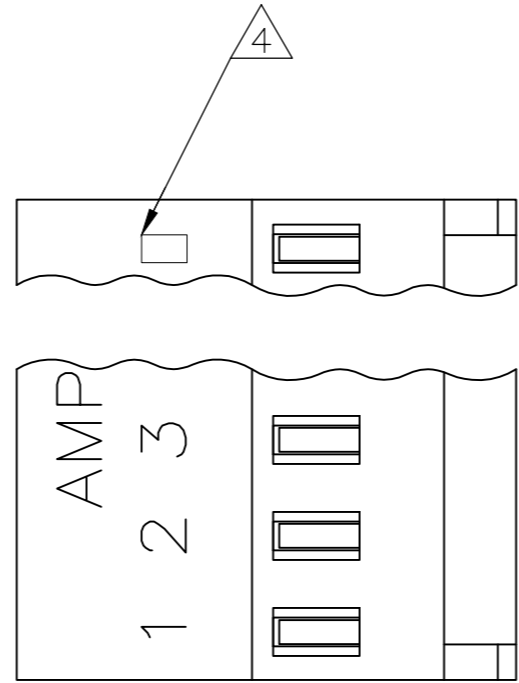
REVISIONS				
P	LTR	DESCRIPTION	DATE	APVD
J		REVISED PER ECR-20-000725	20MAY2020	PC SW

- 1 MATERIAL: CONNECTOR - NYLON UL94V-2 (BLUE).
 CONTACTS - 0.30[.012] THICK COPPER ALLOY BRIGHT TIN-LEAD .00203[.000080] MIN THICKNESS FOR 643815-2 THRU 2-643815-8.
 MATTE WHISKER MITIGATED TIN .00203[.000080] MIN THICKNESS OVER NICKEL UNDERPLATE FOR 3-643815-2 THRU 5-643815-8.
- 2 CONTACTS ACCEPT 26 AWG WIRE WITH 1.52[.060] MAX INSULATION DIAMETER.
- 3 CONTACTS MUST ACCEPT 0.64±0.03[.025±.001] POST AND REMAIN LOCKED IN POSITION.
- 4 IDENTIFICATION NUMBER FOR LAST CIRCUIT MAY NOT APPEAR ON ALL ASSEMBLIES.
- 5 DIMENSIONS IN BRACKETS ARE IN INCHES.
- 6 HOUSING FEATURES ARE: CLOSED END WITH LOCKING RAMP AND WITH POLARIZING TAB.
- 7 OBSOLETE PARTS: OBSOLETE CIS STREAMLINING PER D.RENAUD/D.SINISI
- 8 OBSOLETE PARTS

YES	71.12[2.800]	28	5-643815-8
YES	68.58[2.700]	27	5-643815-7
YES	66.04[2.600]	26	5-643815-6
YES	63.50[2.500]	25	5-643815-5
YES	60.96[2.400]	24	5-643815-4
YES	58.42[2.300]	23	5-643815-3
YES	55.88[2.200]	22	5-643815-2
YES	53.34[2.100]	21	5-643815-1
YES	50.80[2.000]	20	5-643815-0
YES	48.26[1.900]	19	4-643815-9
YES	45.72[1.800]	18	4-643815-8
YES	43.18[1.700]	17	4-643815-7
YES	40.64[1.600]	16	4-643815-6
YES	38.10[1.500]	15	4-643815-5
YES	35.56[1.400]	14	4-643815-4
YES	33.02[1.300]	13	4-643815-3
YES	30.48[1.200]	12	4-643815-2
YES	27.94[1.100]	11	4-643815-1
YES	25.40[1.000]	10	4-643815-0
YES	22.86[.900]	9	3-643815-9
YES	20.32[.800]	8	3-643815-8
YES	17.78[.700]	7	3-643815-7
YES	15.24[.600]	6	3-643815-6
YES	12.70[.500]	5	3-643815-5
YES	10.16[.400]	4	3-643815-4
YES	7.62[.300]	3	3-643815-3
YES	5.08[.200]	2	3-643815-2

NO	71.12[2.800]	28	2-643815-8	SUPERSEDED BY 5-643815-8	7
NO	68.58[2.700]	27	2-643815-7	SUPERSEDED BY 5-643815-7	7
NO	66.04[2.600]	26	2-643815-6	SUPERSEDED BY 5-643815-6	7
NO	63.50[2.500]	25	2-643815-5	SUPERSEDED BY 5-643815-5	7
NO	60.96[2.400]	24	2-643815-4	OBSOLETE	7
NO	58.42[2.300]	23	2-643815-3	SUPERSEDED BY 5-643815-3	7
NO	55.88[2.200]	22	2-643815-2	SUPERSEDED BY 5-643815-2	7
NO	53.34[2.100]	21	2-643815-1	SUPERSEDED BY 5-643815-1	7
NO	50.80[2.000]	20	2-643815-0	SUPERSEDED BY 5-643815-0	8
NO	48.26[1.900]	19	1-643815-9	SUPERSEDED BY 4-643815-9	7
NO	45.72[1.800]	18	1-643815-8	SUPERSEDED BY 4-643815-8	7
NO	43.18[1.700]	17	1-643815-7	OBSOLETE	7
NO	40.64[1.600]	16	1-643815-6	SUPERSEDED BY 4-643815-6	8
NO	38.10[1.500]	15	1-643815-5	SUPERSEDED BY 4-643815-5	7
NO	35.56[1.400]	14	1-643815-4	SUPERSEDED BY 4-643815-4	8
NO	33.02[1.300]	13	1-643815-3	SUPERSEDED BY 4-643815-3	7
NO	30.48[1.200]	12	1-643815-2	SUPERSEDED BY 4-643815-2	7
NO	27.94[1.100]	11	1-643815-1	SUPERSEDED BY 4-643815-1	8
NO	25.40[1.000]	10	1-643815-0	SUPERSEDED BY 4-643815-0	8
NO	22.86[.900]	9	643815-9	SUPERSEDED BY 3-643815-9	8
NO	20.32[.800]	8	643815-8	SUPERSEDED BY 3-643815-8	8
NO	17.78[.700]	7	643815-7	SUPERSEDED BY 3-643815-7	8
NO	15.24[.600]	6	643815-6	SUPERSEDED BY 3-643815-6	8
NO	12.70[.500]	5	643815-5	SUPERSEDED BY 3-643815-5	8
NO	10.16[.400]	4	643815-4	SUPERSEDED BY 3-643815-4	8
NO	7.62[.300]	3	643815-3	SUPERSEDED BY 3-643815-3	8
NO	5.08[.200]	2	643815-2	SUPERSEDED BY 3-643815-2	8

LEADFREE	DIM A	NO. OF CIRCUITS	PART NO.



THIS DRAWING IS A CONTROLLED DOCUMENT.		DWN S. CARPENTER 11JUN2003		
DIMENSIONS: mm [INCHES]		CHK D. BOSSI 11JUN2003		
TOLERANCES UNLESS OTHERWISE SPECIFIED:		APVD D. BOSSI 11JUN2003	NAME MTA 100 CONNECTOR ASSEMBLY, 26 AWG, STANDARD	
0 PLC ±		PRODUCT SPEC 108-1050	SIZE A2	CAGE CODE 00779
1 PLC ±		APPLICATION SPEC 114-1019	DRAWING NO C=643815	RESTRICTED TO -
2 PLC ±		MATERIAL 1	SCALE 5:1	SHEET 1 of 1
3 PLC ± 0.13 [.005]		FINISH 1	CUSTOMER DRAWING	REV J
4 PLC ±				
ANGLES ±				

单击下面可查看定价，库存，交付和生命周期等信息

[>>TE Connectivity\(泰科\)](#)