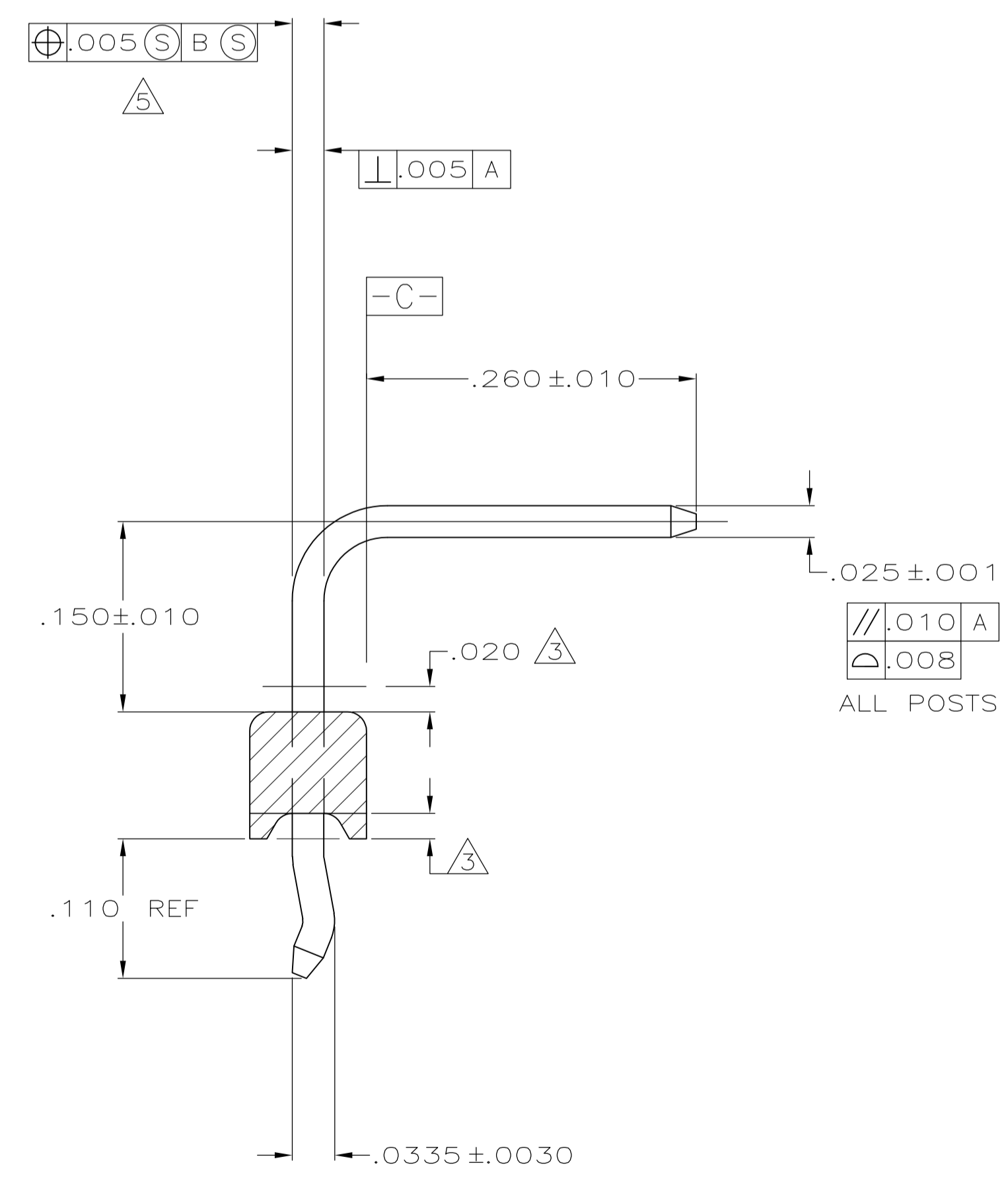
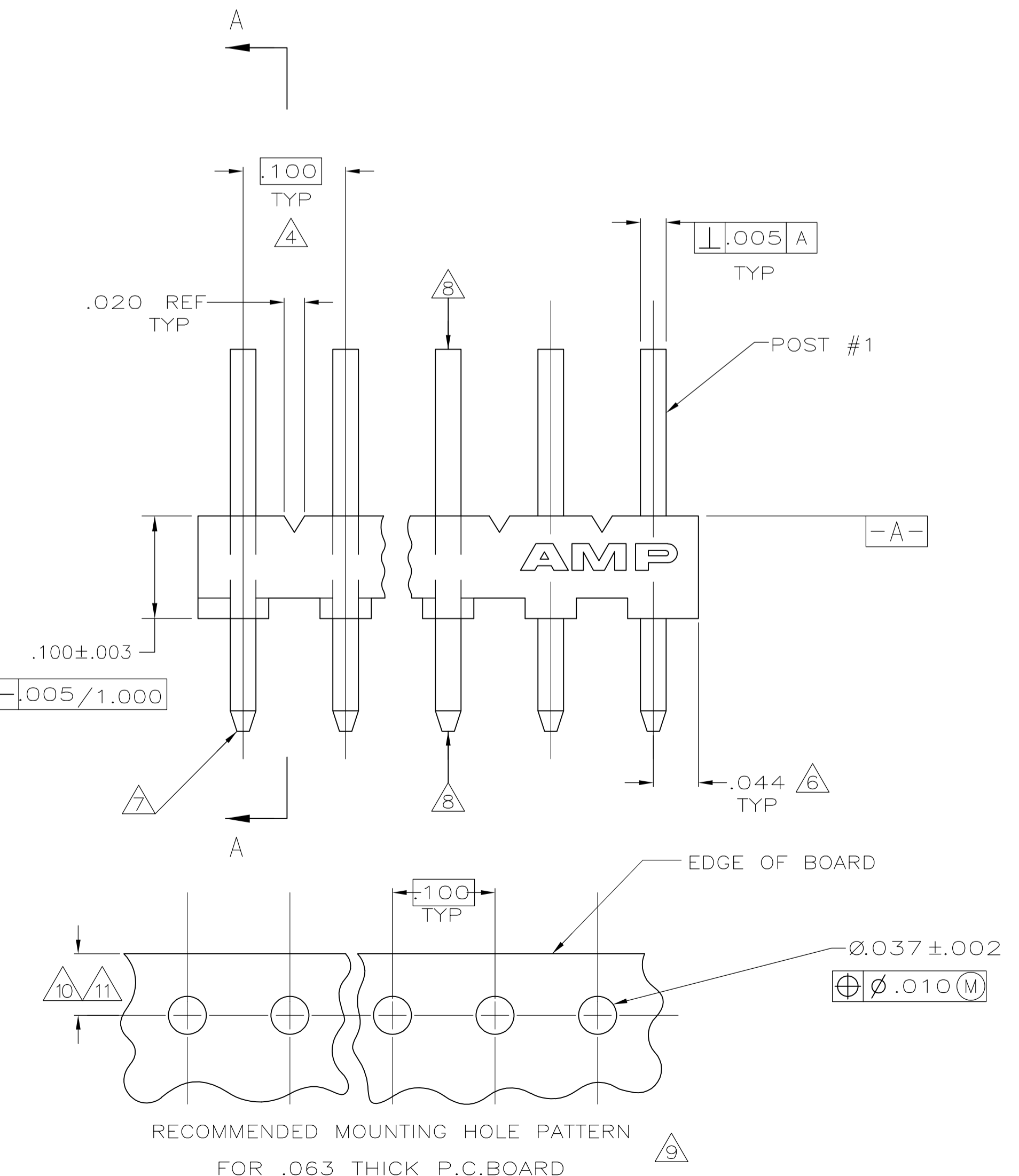
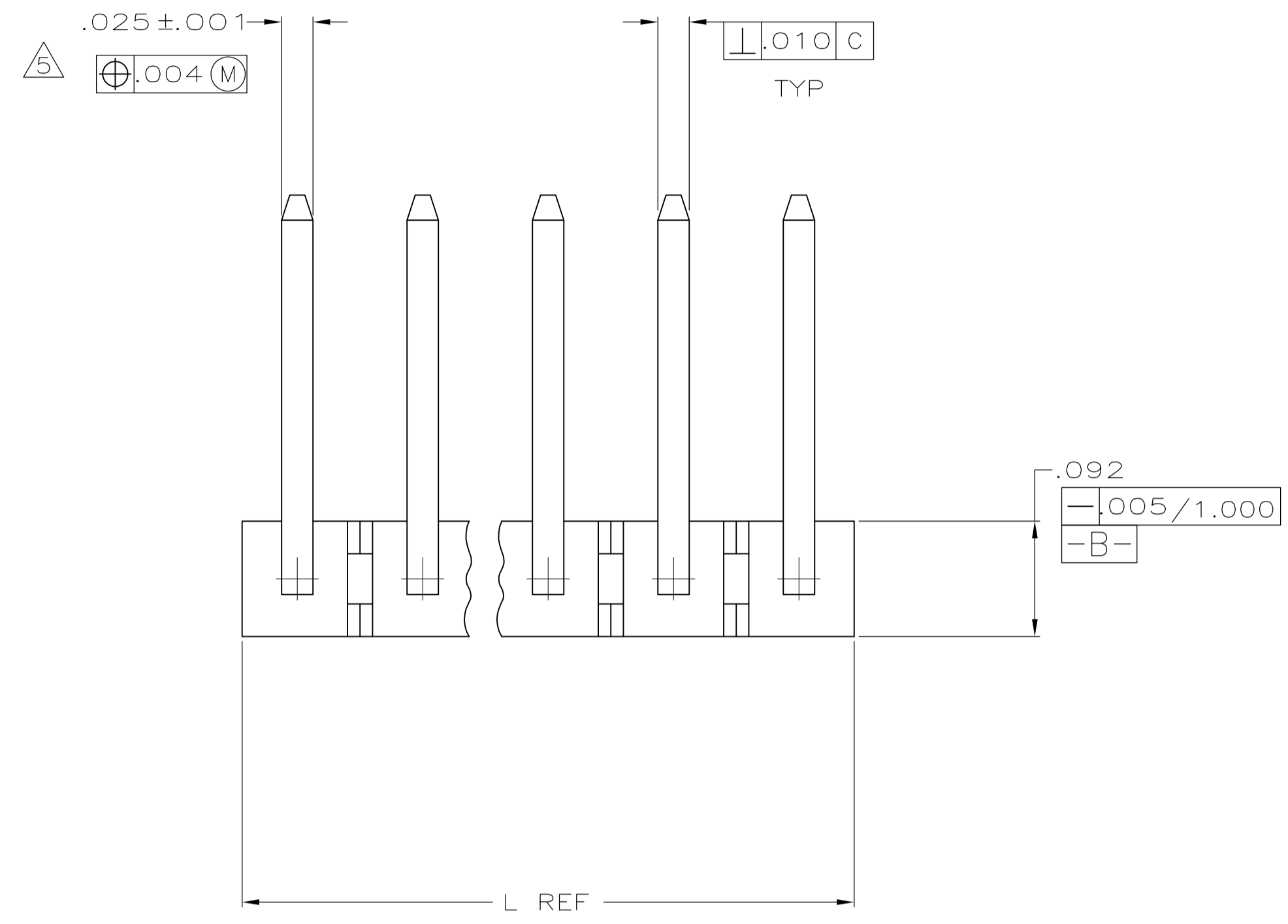


- 1 MATERIAL:  
BASE: THERMOPLASTIC POLYESTER, UL 94V-0 (NATURAL).  
POST: COPPER ALLOY (TIN OR TIN-LEAD PLATED, .000150 MIN THK).
- 2 PARTS MUST COMPLY WITH AMP SOLDERABILITY SPEC 109-11-2.
- 3 PLASTIC AROUND POST PERMISSIBLE IN THIS AREA ONLY.
- 4 DIMENSION APPLIES WHEN HEADER IS HELD FLAT.
- 5 MEASURED AT -A-
- 6 COORDINATE DIMENSION APPLIES FROM CENTER OF ACTUAL FEATURE.
- 7 RADIUS AT TIP PERMITTED, BOTH ENDS.
- 8 POST MUST WITHSTAND 3.0 LB (13 NEWTONS) MIN AXIAL FORCE IN BOTH DIRECTIONS WITHOUT DISLODGING.
- 9 TOLERANCES APPLY TO SOLDER SIDE OF BOARD.
- 10 DIMENSION SHOULD BE .060 MIN WHEN MATING WITH A MTA-100 CONNECTOR ASSEMBLY OR A CST-100 CONNECTOR.
- 11 DIMENSION SHOULD BE .060-.340 WHEN MATING CONNECTOR WIRING EXITS HOUSING INTO BOARD.
- 12. AMP LOGO MAY OR MAY NOT APPEAR ON MOLDING HOUSING.



SECTION A-A  
RETENTIVE FEATURE IS FOR POSTS DESIGNATED IN TABLE ONLY

SUPERSEDED BY 5-644694-8
SUPERSEDED BY 5-644694-7
SUPERSEDED BY 5-644694-6
SUPERSEDED BY 5-644694-5
SUPERSEDED BY 5-644694-4
SUPERSEDED BY 5-644694-3
SUPERSEDED BY 5-644694-2
SUPERSEDED BY 5-644694-1
SUPERSEDED BY 5-644694-0
SUPERSEDED BY 4-644694-9
SUPERSEDED BY 4-644694-8
SUPERSEDED BY 4-644694-7
SUPERSEDED BY 4-644694-6
SUPERSEDED BY 4-644694-5
SUPERSEDED BY 4-644694-4
SUPERSEDED BY 4-644694-3
SUPERSEDED BY 4-644694-2
SUPERSEDED BY 4-644694-1
SUPERSEDED BY 4-644694-0
SUPERSEDED BY 3-644694-9
SUPERSEDED BY 3-644694-8
SUPERSEDED BY 3-644694-7
SUPERSEDED BY 3-644694-6
SUPERSEDED BY 3-644694-5
SUPERSEDED BY 3-644694-4
SUPERSEDED BY 3-644694-3
SUPERSEDED BY 3-644694-2

NO.	IN	MM	NO. OF POSTS	NO. OF CIRCUITS	PART NUMBER	LEADFREE	
						RETENTIVE POSITIONS	NO. OF POSTS
1,14,28	28	2.788	70.82	28	5-644694-8	YES	
1,14,27	27	2.688	68.28	27	5-644694-7	YES	
1,13,26	26	2.588	65.74	26	5-644694-6	YES	
1,13,25	25	2.488	63.20	25	5-644694-5	YES	
1,12,24	24	2.388	60.66	24	5-644694-4	YES	
1,12,23	23	2.288	58.12	23	5-644694-3	YES	
1,11,22	22	2.188	55.58	22	5-644694-2	YES	
1,11,21	21	2.088	53.04	21	5-644694-1	YES	
1,10,20	20	1.988	50.50	20	5-644694-0	YES	
1,10,19	19	1.888	47.96	19	4-644694-9	YES	
1,8,18	18	1.788	45.42	18	4-644694-8	YES	
1,9,17	17	1.688	42.88	17	4-644694-7	YES	
1,8,16	16	1.588	40.34	16	4-644694-6	YES	
1,8,15	15	1.488	37.80	15	4-644694-5	YES	
1,7,14	14	1.388	35.26	14	4-644694-4	YES	
1,7,13	13	1.288	32.72	13	4-644694-3	YES	
1,6,12	12	1.188	30.18	12	4-644694-2	YES	
1,6,11	11	1.088	27.64	11	4-644694-1	YES	
1,10	10	.988	25.10	10	4-644694-0	YES	
1,9	9	.888	22.56	9	3-644694-9	YES	
1,8	8	.788	20.02	8	3-644694-8	YES	
1,7	7	.688	17.48	7	3-644694-7	YES	
1,6	6	.588	14.94	6	3-644694-6	YES	
1,5	5	.488	12.40	5	3-644694-5	YES	
1,4	4	.388	9.86	4	3-644694-4	YES	
1,3	3	.288	7.32	3	3-644694-3	YES	
1,2	2	.188	4.78	2	3-644694-2	YES	
1,14,28	28	2.788	70.82	28	2-644694-8	NO	
1,14,27	27	2.688	68.28	27	2-644694-7	NO	
1,13,26	26	2.588	65.74	26	2-644694-6	NO	
1,13,25	25	2.488	63.20	25	2-644694-5	NO	
1,12,24	24	2.388	60.66	24	2-644694-4	NO	
1,12,23	23	2.288	58.12	23	2-644694-3	NO	
1,11,22	22	2.188	55.58	22	2-644694-2	NO	
1,11,21	21	2.088	53.04	21	2-644694-1	NO	
1,10,20	20	1.988	50.50	20	2-644694-0	NO	
1,10,19	19	1.888	47.96	19	1-644694-9	NO	
1,8,18	18	1.788	45.42	18	1-644694-8	NO	
1,9,17	17	1.688	42.88	17	1-644694-7	NO	
1,8,16	16	1.588	40.34	16	1-644694-6	NO	
1,8,15	15	1.488	37.80	15	1-644694-5	NO	
1,7,14	14	1.388	35.26	14	1-644694-4	NO	
1,7,13	13	1.288	32.72	13	1-644694-3	NO	
1,6,12	12	1.188	30.18	12	1-644694-2	NO	
1,6,11	11	1.088	27.64	11	1-644694-1	NO	
1,10	10	.988	25.10	10	1-644694-0	NO	
1,9	9	.888	22.56	9	644694-9	NO	
1,8	8	.788	20.02	8	644694-8	NO	
1,7	7	.688	17.48	7	644694-7	NO	
1,6	6	.588	14.94	6	644694-6	NO	
1,5	5	.488	12.40	5	644694-5	NO	
1,4	4	.388	9.86	4	644694-4	NO	
1,3	3	.288	7.32	3	644694-3	NO	
1,2	2	.188	4.78	2	644694-2	NO	

THIS DRAWING IS A CONTROLLED DOCUMENT.

DIMENSIONS: INCHES	TOLERANCES UNLESS OTHERWISE SPECIFIED:	DIN S. CARPENTER 27MAY2003	DATE
0 PLC ± .005	1 PLC ± .005	CHK: D. ROSSI 27MAY2003	NAME
2 PLC ± .005	3 PLC ± .005	APVD: D. ROSSI 27MAY2003	PRODUCT SPEC
4 PLC ± .005	ANGLES ± .005	APPLICATION SPEC	SIZE
MATERIAL 1	FINISH 1	WEIGHT	CAGE CODE
		CUSTOMER DRAWING	DRAWING NO. 644694

STE TE Connectivity

MTA-100 HEADER ASSEMBLY, NARROW, .025 SQUARE RIGHT ANGLE POST WITH RETENTIVE LEGS, TIN PLATED

SCALE 10:1 SHEET 1 OF 1 REV E2

单击下面可查看定价，库存，交付和生命周期等信息

[>>TE Connectivity\(泰科\)](#)