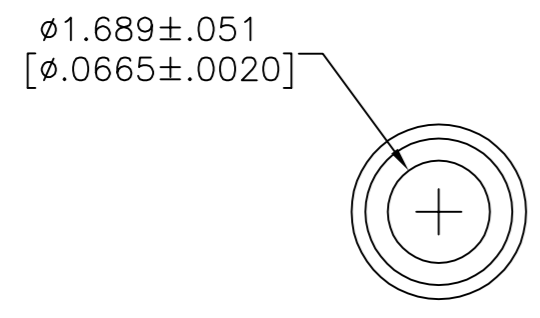
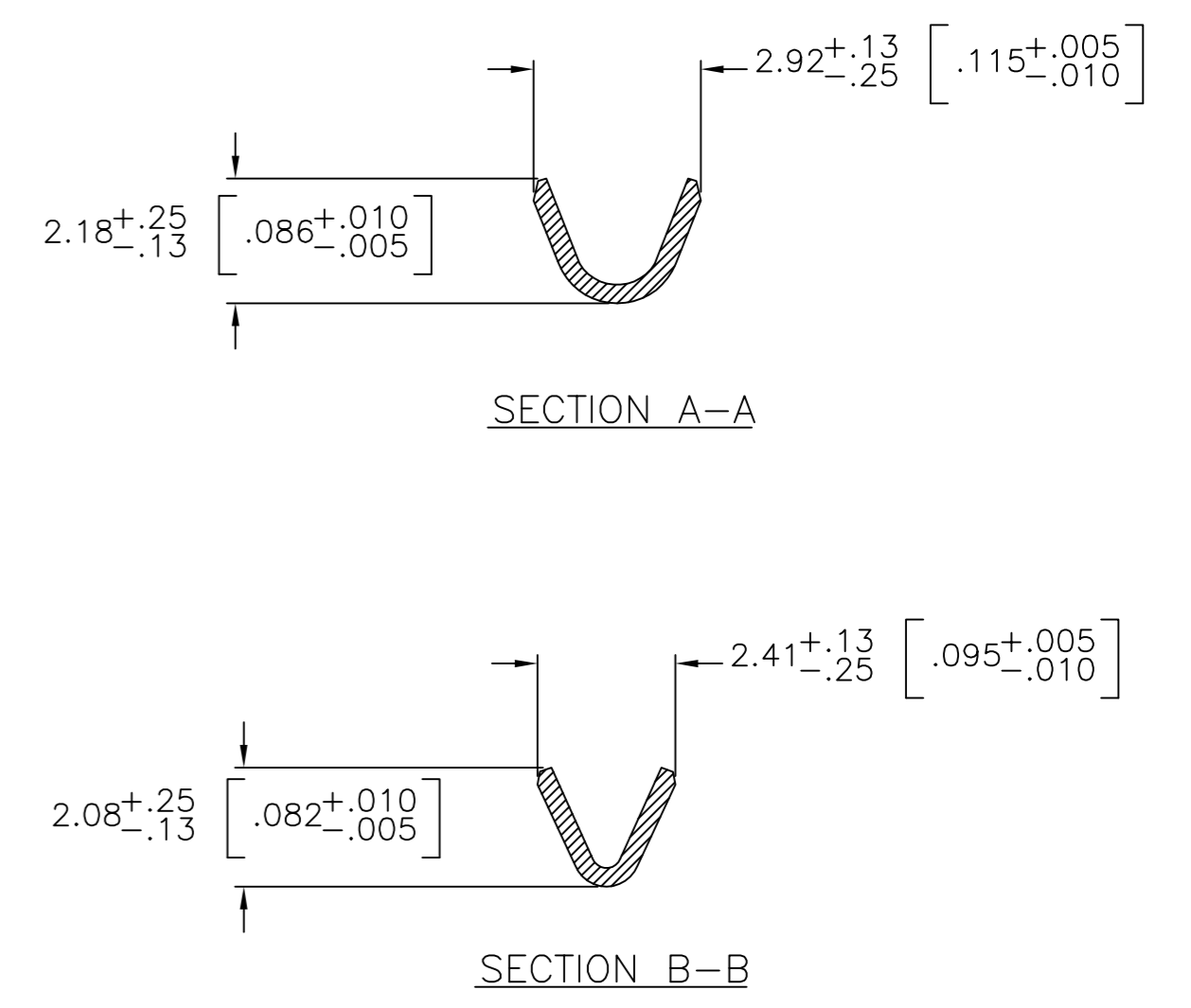
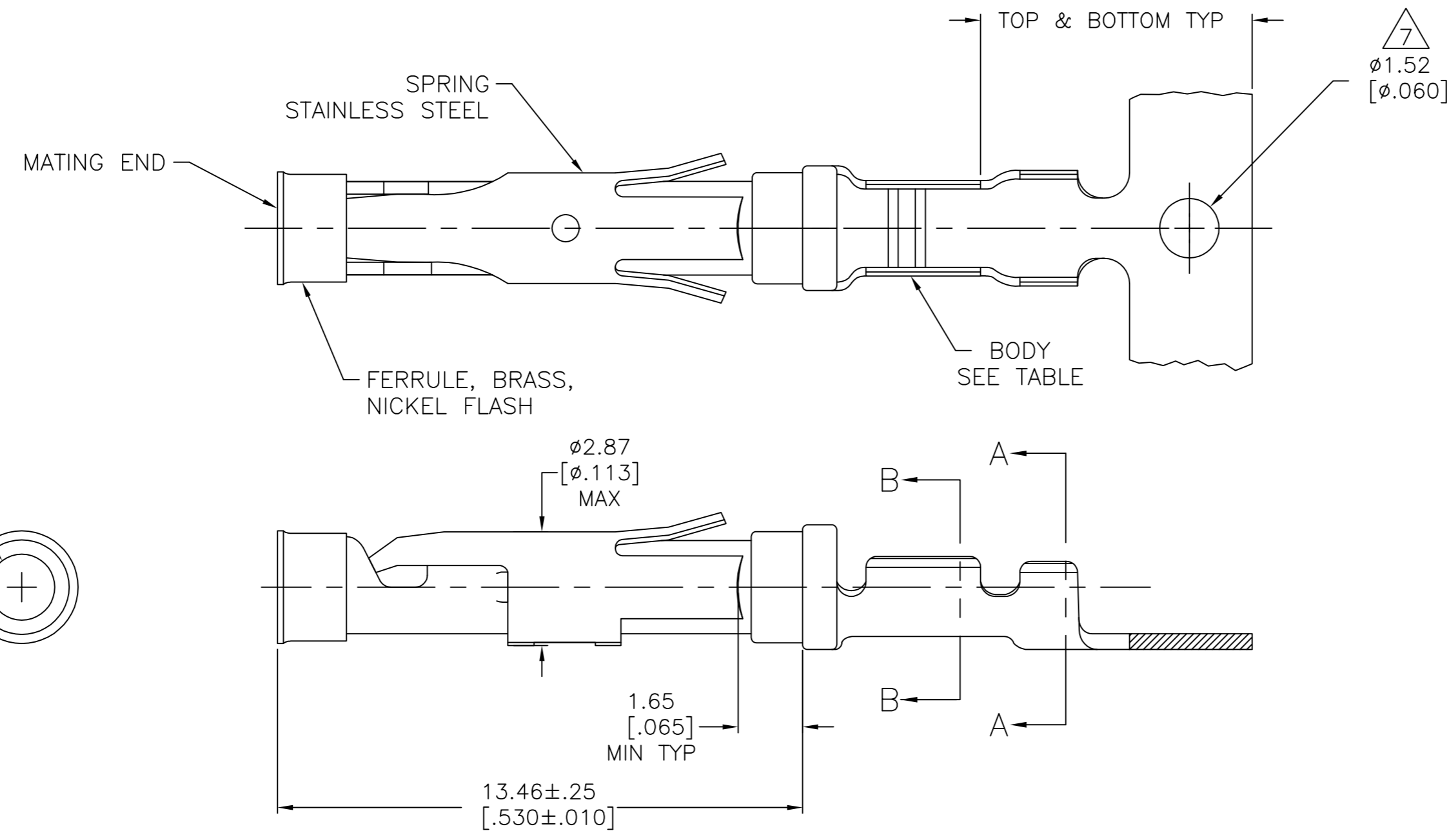


THIS DRAWING IS UNPUBLISHED. RELEASED FOR PUBLICATION  
 © COPYRIGHT - By - ALL RIGHTS RESERVED.

REVISIONS					
P	LTR	DESCRIPTION	DATE	DWN	APVD
AZ		REVISED PER ECO-12-012320	04JUL12	KH	MZ
BA		REVISED PER ECO-17-009977	12JUL2017	RS	MZ



- 1 0.76µm [.000030] MIN GOLD PER MIL-G-45204 ON MATING END FOR A LENGTH OF 5.08 [.200] MIN WITH 1.27µm [.000050] MIN MATTE TIN PLATE IN WIRE CRIMP AREA, BOTH OVER 0.76µm [.000030] MIN NICKEL PER QQ-N-290.
- 2 1.27µm [.000050] MIN TIN-LEAD PER MIL-T-10727 OVER 0.76µm [.000030] MIN NICKEL PER QQ-N-290.
- 3 0.76µm [.000030] MIN GOLD PER MIL-G-45204 ON MATING END FOR A LENGTH OF 5.08 [.200] MIN WITH A UNIFORM GRADIENT TO 0.25 [.000010] MIN GOLD PER MIL-G-45204 ON THE REMAINDER OVER 0.76µm [.000030] NICKEL PER QQ-N-290.
- 4 0.38µm [.000015] MIN GOLD PER MIL-G-45204 ON MATING END FOR A LENGTH OF 5.08 [.200] MIN WITH 1.27µm [.000050] MIN MATTE TIN PLATE IN WIRE CRIMP AREA, BOTH OVER 0.76µm [.000030] MIN NICKEL PER QQ-N-290.
- 5 1.27µm [.000050] MIN GOLD PER MIL-G-45204 ON MATING END FOR A LENGTH OF 5.08 [.200] MIN WITH GOLD FLASH ON REMAINDER OVER 1.90µm [.000075] MIN NICKEL PER QQ-N-290.
- 6 0.15µm [.000020] MIN GOLD PER MIL-G-45204 ON MATING END FOR A LENGTH OF 5.08 [.200] MIN WITH GOLD FLASH ON REMAINDER OVER 1.27µm [.000050] MIN NICKEL PER QQ-N-290.
- 7 GOLD PLATING NEED NOT APPEAR IN THIS AREA EXCEPT 1-66104-6 & 1-66104-7 HAVE GOLD PLATING ON INSULATION BARREL.
- 8 REVERSE REELED FOR MINI-APPLICATOR.
- 9 WIRE RANGE 24-20 AWG. INSULATION RANGE 1.02 [.040]-2.03 [.080].
- 10 0.38µm [.000015] MIN GOLD PER MIL-G-45204 ON MATING END FOR A LENGTH OF 5.08 [.200] MIN, 1.27µm [.000050] MIN TIN-LEAD PER MIL-T-10727 FOR A LENGTH OF 5.69 [.224] MIN ON OPPOSITE END, BOTH OVER 1.27µm [.000050] MIN NICKEL PER QQ-N-290 ON ENTIRE CONTACT.
- 11 0.76µm [.000030] MIN GOLD PER MIL-G-45204 ON MATING END FOR A LENGTH OF 5.08 [.200] MIN WITH GOLD FLASH ON THE REMAINDER OVER 1.27µm [.000050] MIN NICKEL PER QQ-N-290.
- 12 1.27µm [.000050] MIN TIN PER MIL-T-10727 OVER .076µm [.000030] MIN NICKEL PER QQ-N-290.
- 13 0.38µm [.000015] MIN GOLD PER MIL-G-45204 ON MATING END FOR A LENGTH OF 5.08 [.200] MIN, 1.27µm [.000050] MIN TIN PER MIL-T-10727 FOR A LENGTH OF 5.69 [.224] MIN ON OPPOSITE END, BOTH OVER 1.27µm [.000050] MIN NICKEL PER QQ-N-290 ON ENTIRE CONTACT.
- 15 2.54µm [.000100] MIN SILVER OVER 0.76µm [.000030] MIN NICKEL PER QQ-N-290
- 16 OBSOLETE PARTS: OBSOLETE CIS STREAMLINING PER D.RENAUD/D.SINISI
- 17 SUPERCEDED BY 3-66104-2

OBSOLETE	8	15	BRASS	-	3-66104-3
OBSOLETE	8	13	BRASS	-	3-66104-2
OBSOLETE	8	12	BRASS	-	3-66104-1
	8	12	BRASS	1-66105-9	3-66104-0
	STANDARD	12	BRASS	1-66105-9	2-66104-9
	8	11	BRASS	-	2-66104-7
OBSOLETE	8	10	BRASS	1-66105-4	2-66104-6
	8	2	BRASS	-	2-66104-5
OBSOLETE	8	1	PHOSPHOR BRONZE	1-66105-3	2-66104-3
OBSOLETE	8	2	PHOSPHOR BRONZE	1-66105-2	2-66104-2
OBSOLETE	8	6	BRASS	-	1-66104-9
OBSOLETE	8	5	BRASS	-	1-66104-7
OBSOLETE	STANDARD	5	BRASS	1-66105-0	1-66104-6
	8	1	BRASS	66105-4	66104-9
	8	4	BRASS	66105-3	66104-8
	8	2	BRASS	66105-2	66104-7
	8	3	BRASS	66105-1	66104-6
	STANDARD	1	BRASS	66105-4	66104-4
	STANDARD	4	BRASS	66105-3	66104-3
	STANDARD	2	BRASS	66105-2	66104-2
	STANDARD	3	BRASS	66105-1	66104-1
	REELING	BODY FINISH	BODY MATERIAL	LOOSE PIECE REF	PART NO.

THIS DRAWING IS A CONTROLLED DOCUMENT.

DIMENSIONS: mm [INCHES]	TOLERANCES UNLESS OTHERWISE SPECIFIED:	DWN V. FURLER 22JUL2003	
	0 PLC ± -	CHK G. STEINHAUER 22JUL03	
	1 PLC ± -	APVD G. STEINHAUER 22JUL03	
	2 PLC ± 0.13 [.005]	PRODUCT SPEC	
MATERIAL SEE CALLOUTS	FINISH SEE CALLOUTS	APPLICATION SPEC	NAME
		WEIGHT -	SIZE A2
		CUSTOMER DRAWING	CAGE CODE 00779
			DRAWING NO C=66104
			RESTRICTED TO
			SCALE 8:1
			SHEET 1 of 1
			REV BA

单击下面可查看定价，库存，交付和生命周期等信息

[>>TE Connectivity\(泰科\)](#)