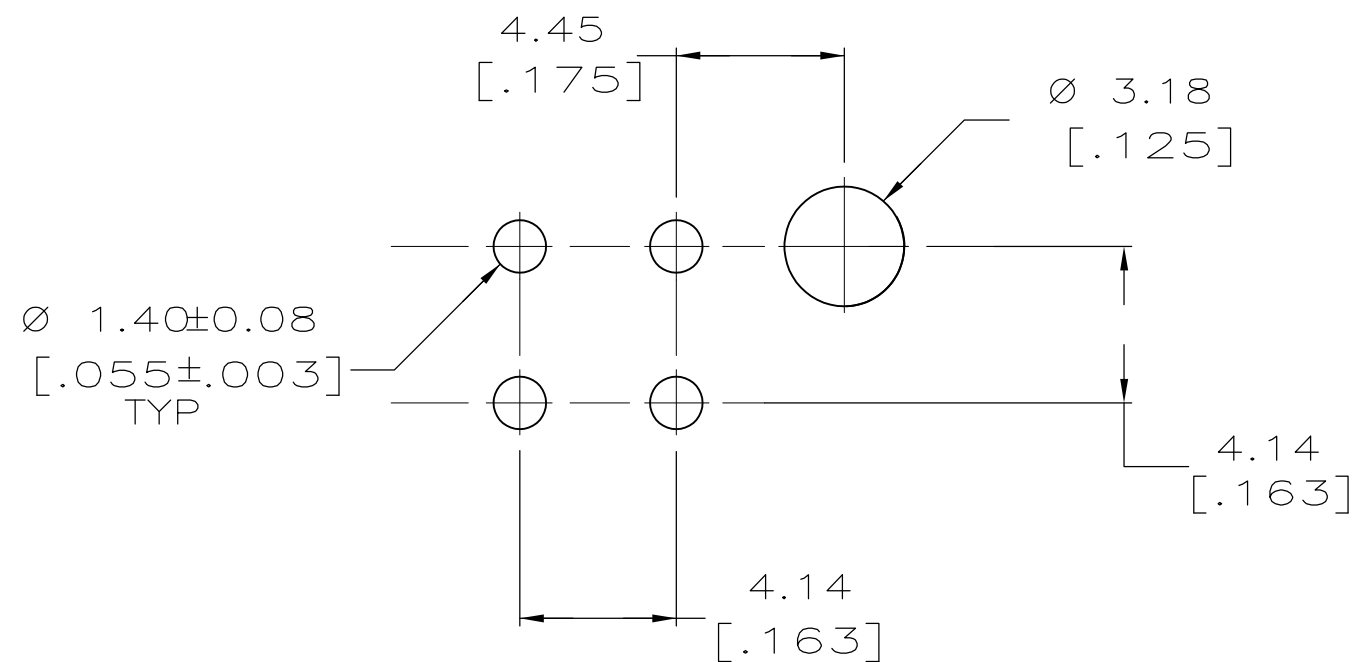
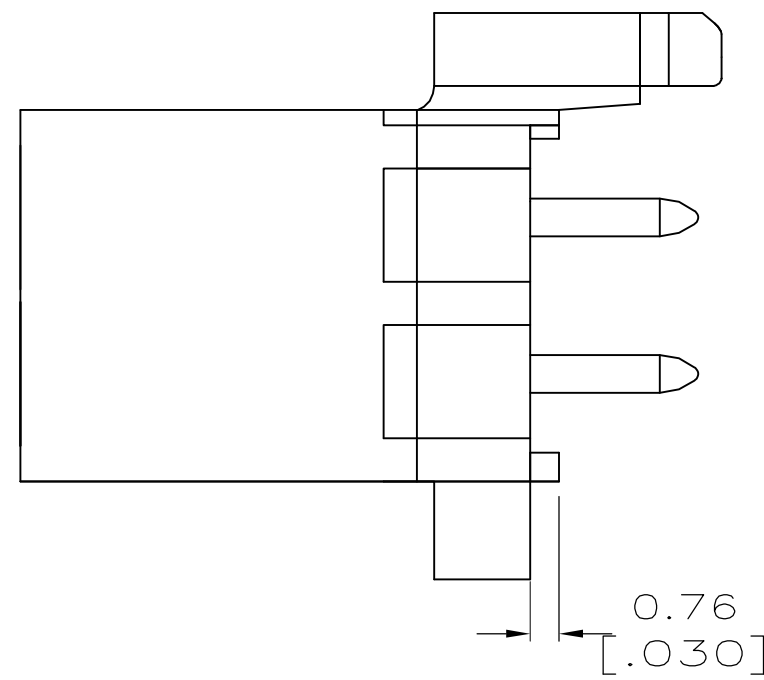
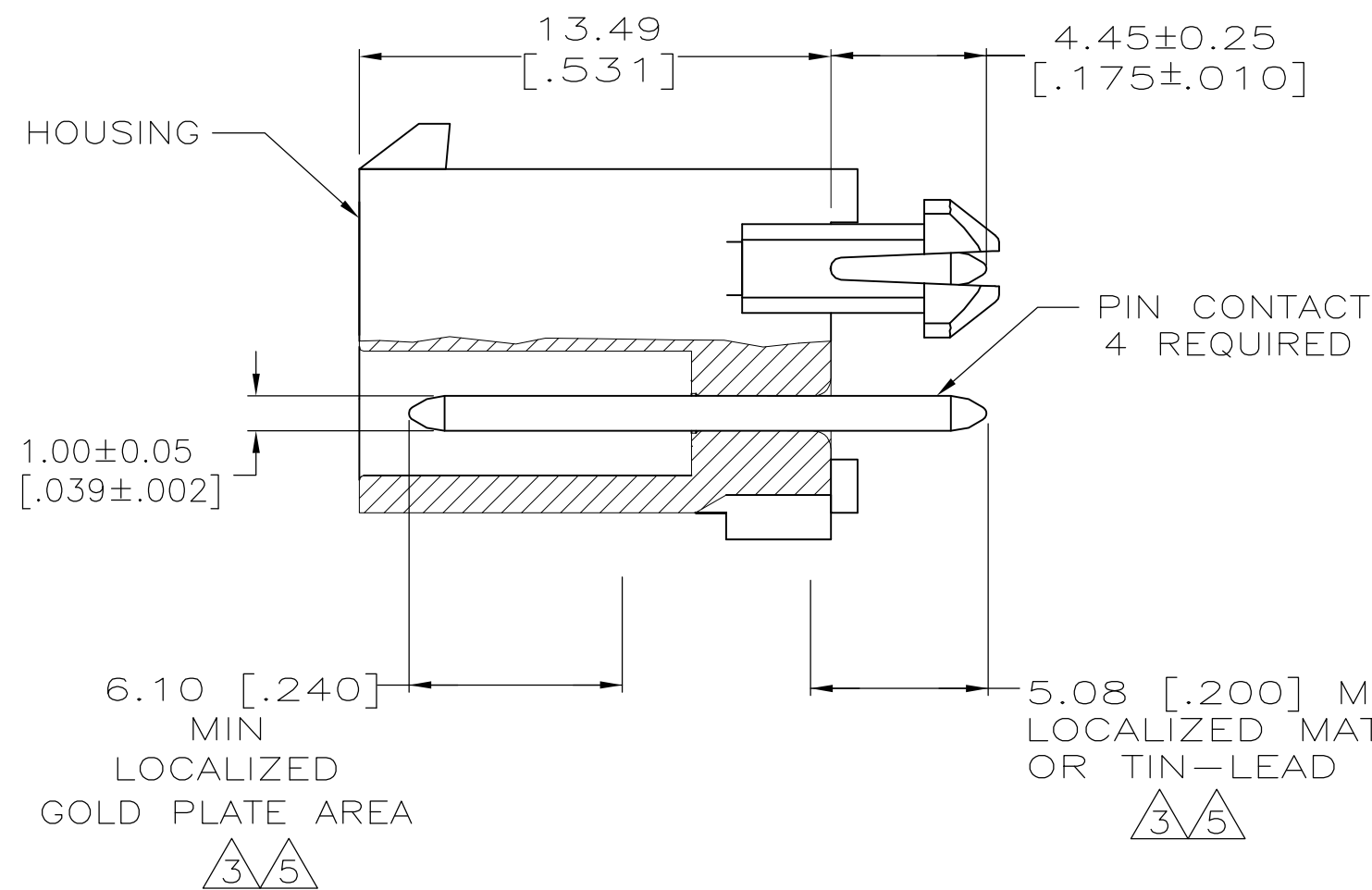
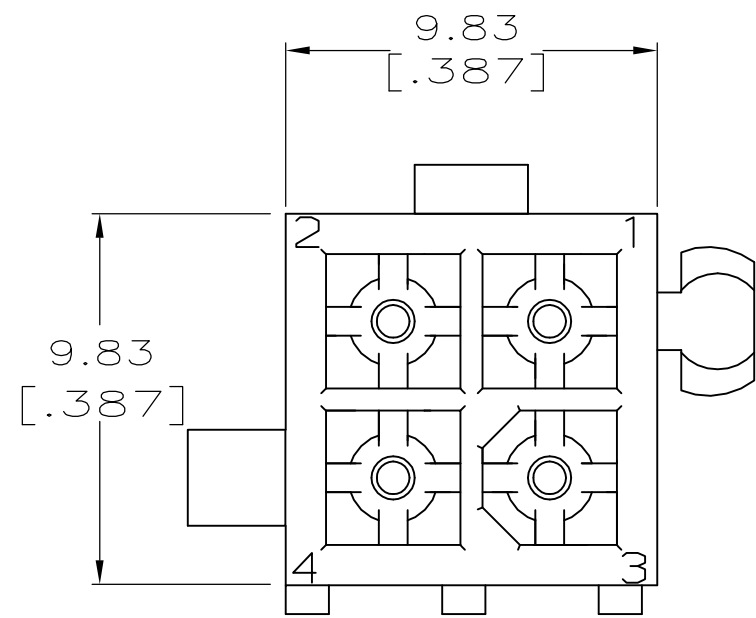


THIS DRAWING IS UNPUBLISHED. RELEASED FOR PUBLICATION
 © COPYRIGHT - By - ALL RIGHTS RESERVED.

LOC		DIST		REVISIONS			
P	LTR	DESCRIPTION		DATE	DWN	APVD	
CM	0	G		REVISED PER ECR-15-010337	23JUL2015	RK	SC



RECOMMENDED LAYOUT FOR 1.57 [.062] THICK BOARD
 TOLERANCES NON-ACCUMULATIVE

- PINS TO COMPLY WITH AMP SOLDERABILITY SPEC. 109-11-3.
- DIMENSIONS SHOWN IN BRACKETS ARE IN INCHES.
- 0.00076 [.000030] MIN GOLD PLATE IN THE LOCALIZED GOLD PLATE AREA, 0.00381 [.000150] MATTE TIN LEAD IN THE LOCALIZED TIN LEAD PLATE AREA, BOTH OVER 0.00127 [.000050] MIN NICKEL.
- 0.00381 [.000150] MATTE TIN LEAD OVER 0.00127 [.000050] MIN NICKEL ENTIRE LENGTH OF PIN.
- 0.00076 [.000030] MIN GOLD PLATE IN THE LOCALIZED GOLD PLATE AREA, 0.00381 [.000150] MATTE TIN IN THE LOCALIZED TIN PLATE AREA, BOTH OVER 0.00127 [.000050] MIN NICKEL.
- 0.00381 [.000150] MATTE TIN OVER 0.00127 [.000050] MIN NICKEL ENTIRE LENGTH OF PIN.

NYLON UL94V-0	WHITE	BRASS	5	1-770874-1
NYLON UL94V-0	WHITE	BRASS	6	1-770874-0
NYLON UL94V-0	WHITE	BRASS	3	770874-2
NYLON UL94V-0	WHITE	BRASS	4	770874-1
MATERIAL	COLOR	MATERIAL	FINISH	PART NO.
HOUSING		PIN CONTACT		

DIMENSIONS:		TOLERANCES UNLESS OTHERWISE SPECIFIED:		DWN		CHK		APVD		NAME	
mm [INCHES]											
0 PLC	± -	0	± -	K. SALMON	11-5-91	TE Connectivity HEADER ASSEMBLY, CLOSED BOTTOM, 4 CIRCUIT, MINI-UNIVERSAL MATE-N-LOK					
1 PLC	± -	1	± -	R. SWING	11-5-91						
2 PLC	± 0.13	2	± -								
3 PLC	± -	3	± -								
4 PLC	± -	4	± -			SIZE	CAGE CODE	DRAWING NO	RESTRICTED TO		
MATERIAL	FINISH	WEIGHT		A2	00779	C=770874					
SEE TABLE	SEE TABLE	CUSTOMER DRAWING		SCALE	5:1	SHEET	1 of 1	REV	G		

单击下面可查看定价，库存，交付和生命周期等信息

[>>TE Connectivity\(泰科\)](#)