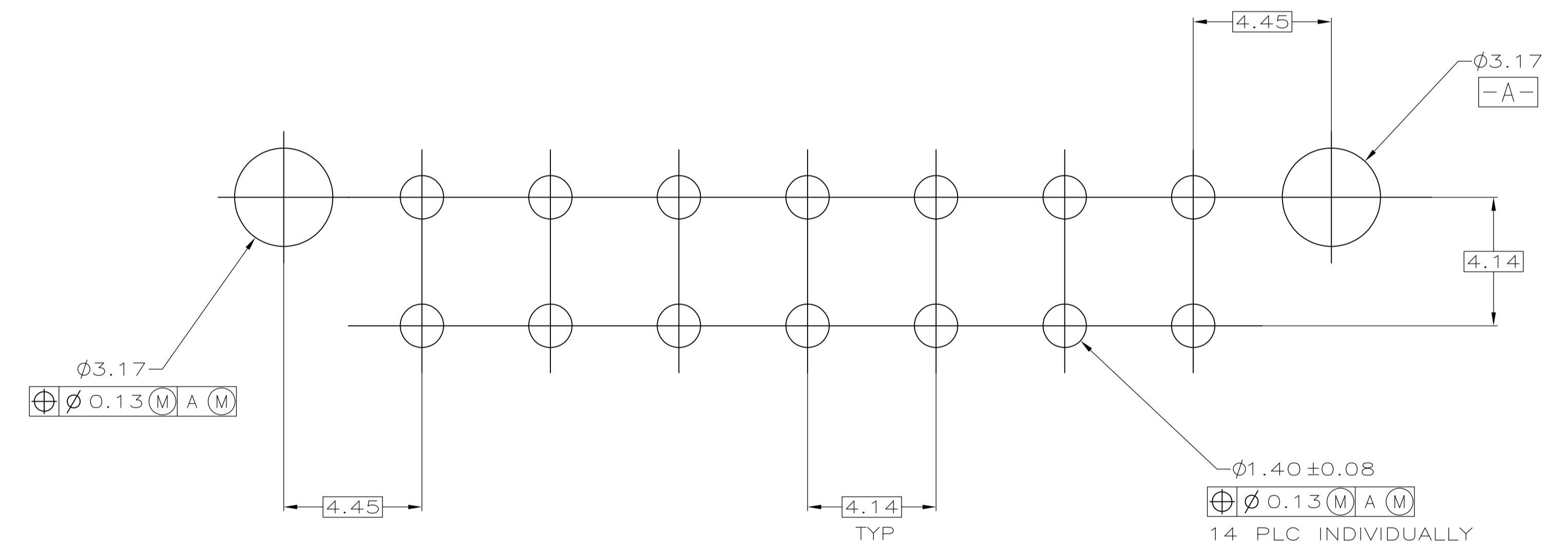
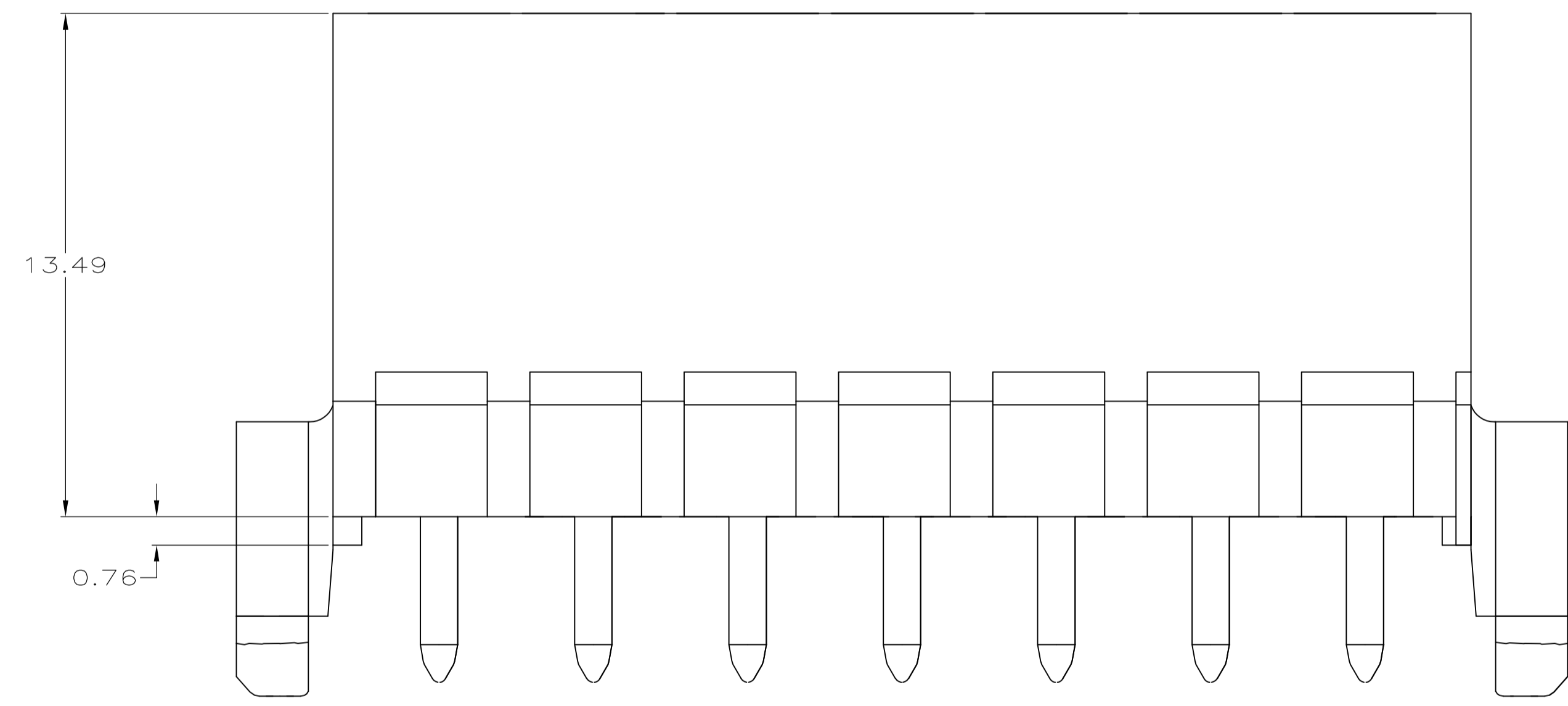
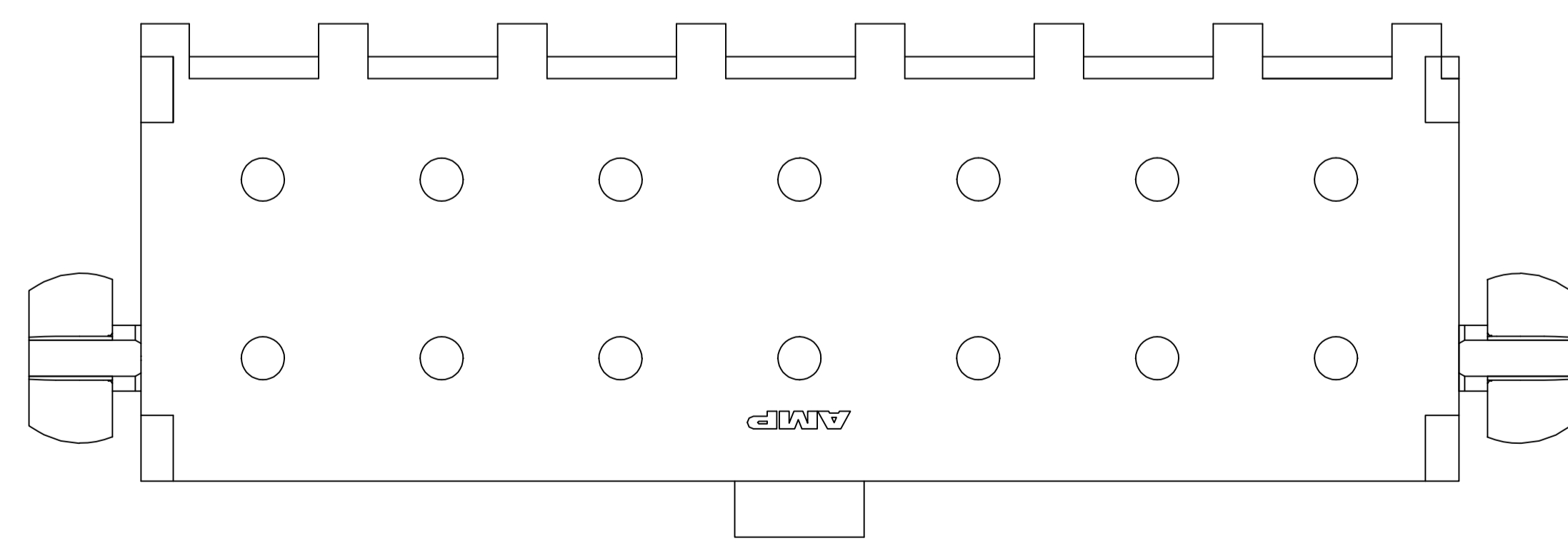


- PINS TO COMPLY WITH AMP SOLDERABILITY SPEC. 109-11-3.
- 0.00381 MIN MATTE TIN LEAD PLATE OVER 0.00127 MIN NICKEL.
- 0.00076 MIN GOLD PLATE IN THE LOCALIZED PLATE AREA, 0.00381 MATTE TIN LEAD IN THE LOCALIZED PLATE AREA, BOTH OVER 0.00127 MIN NICKEL.
- 0.00381 MIN MATTE TIN PLATE OVER 0.00127 MIN NICKEL.
- 0.00076 MIN GOLD PLATE IN THE LOCALIZED PLATE AREA, 0.00381 MATTE TIN IN THE LOCALIZED PLATE AREA, BOTH OVER 0.00127 MIN NICKEL.



RECOMMENDED MOUNTING HOLE PATTERN FOR 1.57 THICK P.C. BOARD



	PIN CONTACT MATERIAL AND FINISH	HOUSING MATERIAL AND COLOR	PART NUMBER
	BRASS, GOLD	NYLON, 94V-0, WHITE	1-794074-1
	BRASS, TIN	NYLON, 94V-0, WHITE	1-794074-0
OBSOLETE	BRASS, GOLD	NYLON, 94V-0, WHITE	794074-2
OBSOLETE	BRASS, TIN LEAD	NYLON, 94V-0, WHITE	794074-1

THIS DRAWING IS A CONTROLLED DOCUMENT.

DIMENSIONS: mm	TOLERANCES UNLESS OTHERWISE SPECIFIED:	DIN K WHITAKER 6-12-95	CMK R SWING 6-12-95	APVD R ORSTAD 6-13-95	NAME
0 PLC ± -	1 PLC ± -				PRODUCT SPEC
2 PLC ± 0.13	3 PLC ± -				APPLICATION SPEC
4 PLC ± -	ANGLES ± -				
MATERIAL SEE TABLE	FINISH SEE TABLE	WEIGHT	SIZE A1	SCALE 8:1	RESTRICTED TO
			CAGE CODE 00779	DRAWING NO. 794074	
			CUSTOMER DRAWING	SHEET 1 OF 1	REV E2

STE TE Connectivity

HEADER ASSEMBLY, CLOSED BOTTOM, 14 CIRCUIT, DOUBLE ROW VERTICAL, MINI-UNIVERSAL MATE-N-LOK

单击下面可查看定价，库存，交付和生命周期等信息

[>>TE Connectivity\(泰科\)](#)