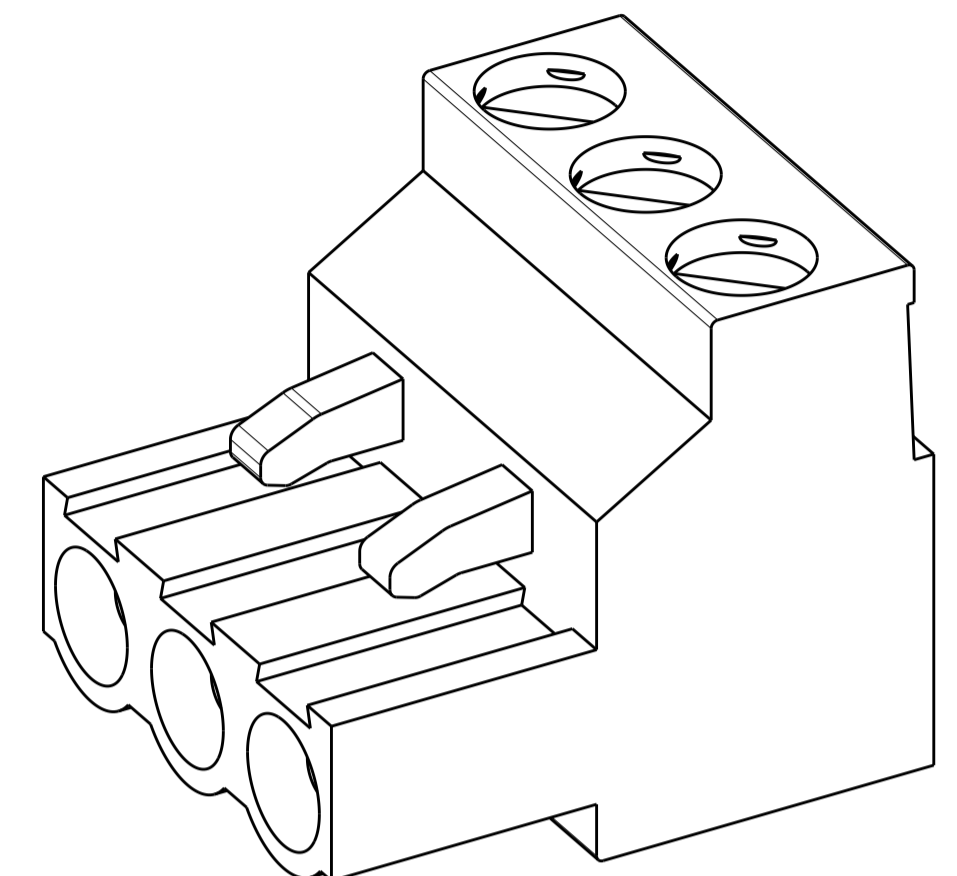
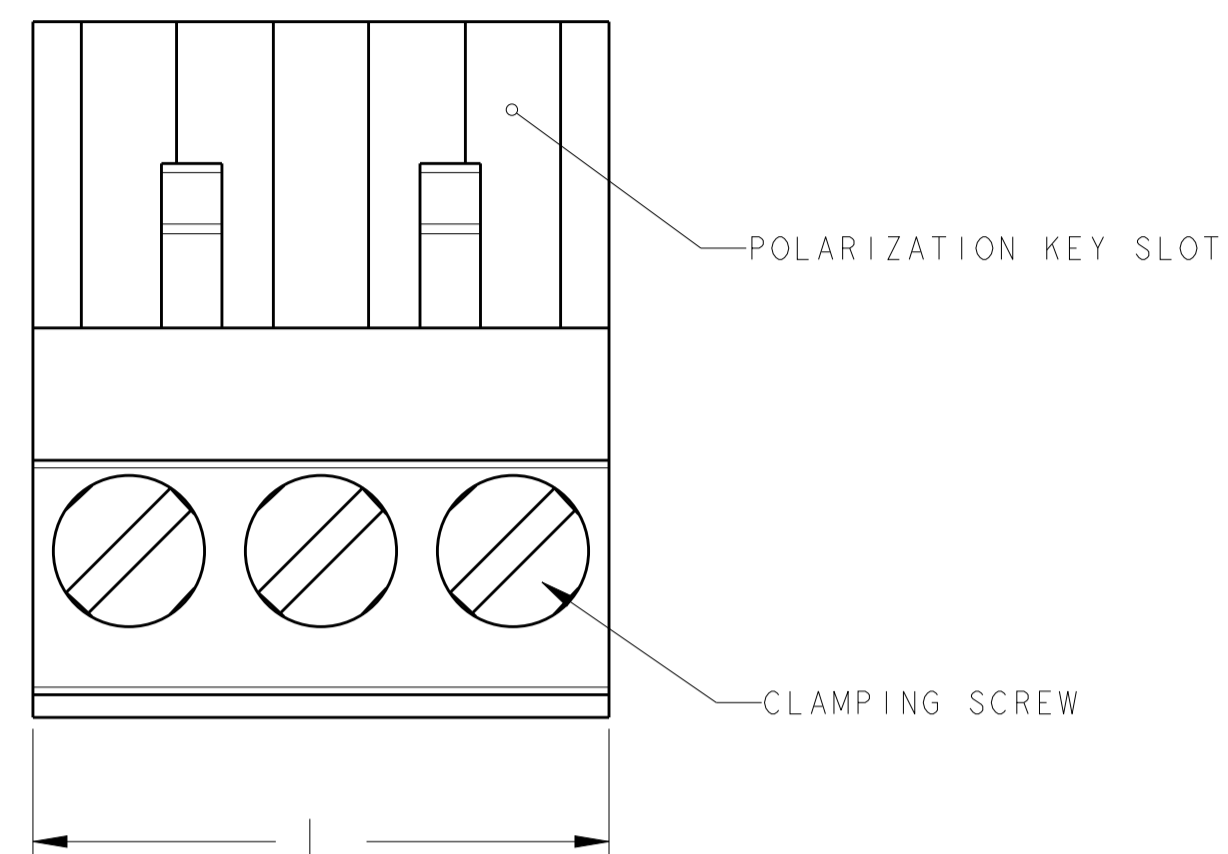
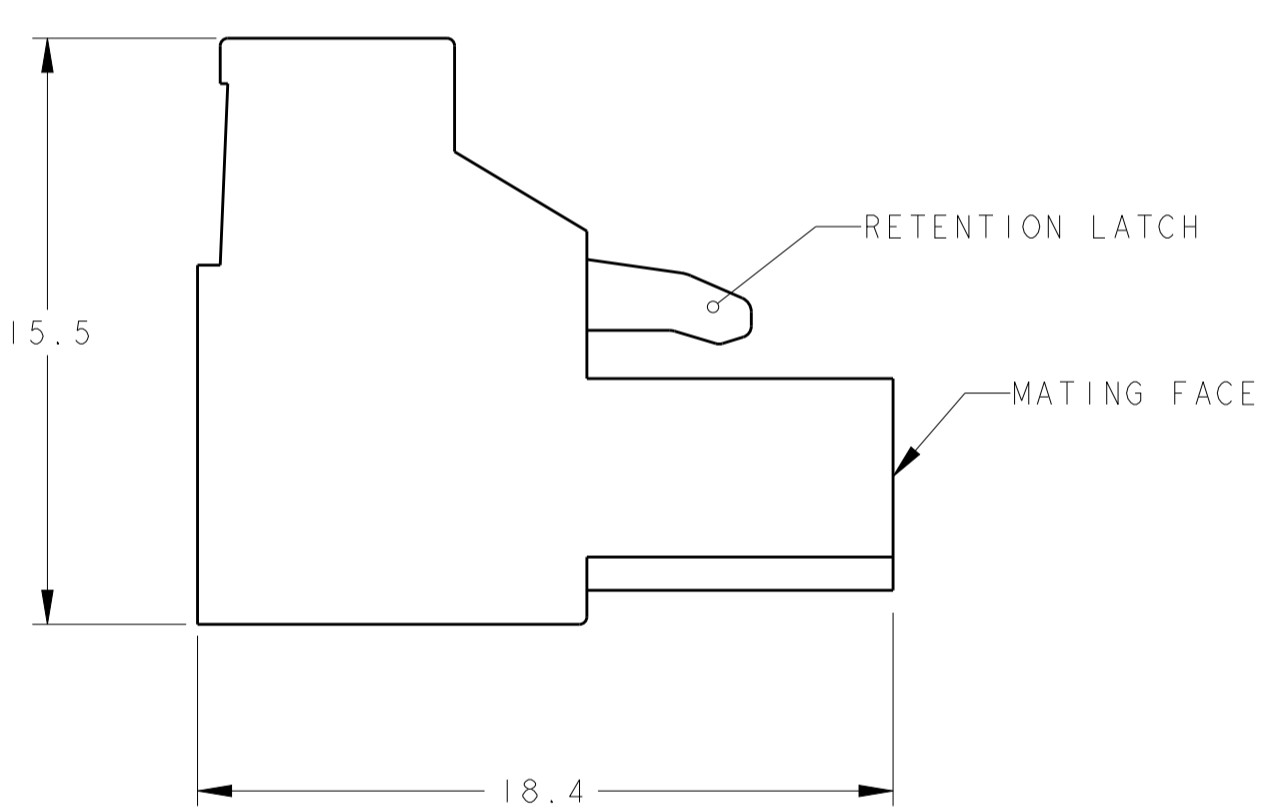
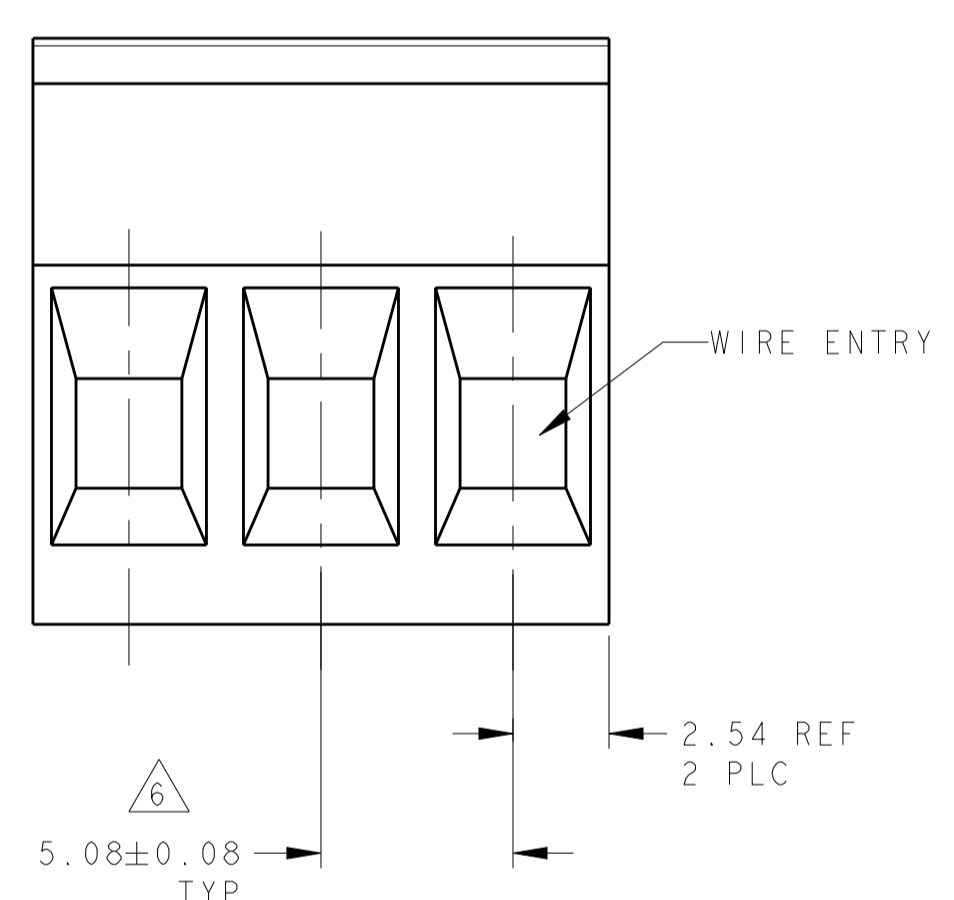


REVISIONS				
P.	LTN	DESCRIPTION	DATE	OWN APVD
R13		PN 1-796634-1 RELEASED FOR PRODUCTION, PN 5-796634-1 OBSOLETE	12MAY2020	SS PS



796634-3 AS SHOWN



- MATERIALS AND FINISH:**
HOUSING: PA 6-6, UL 94-V0, COLOR: GREEN.
CLAMP: BRASS, PLATING: SEE TABLE.
DOUBLE SIDE CONTACT SPRING: PHOSPHOR BRONZE, PLATING: SEE TABLE.
CLAMPING SCREW: M3, BRASS, NICKEL PLATED.
- MECHANICAL:**
MAX. INSERTION FORCE PER POLE : 3.0 N
MIN. WITHDRAWAL FORCE PER POLE : 1.5 N
WIRE STRIPPING LENGTH : 6.0-7.5 mm
RECOMMENDED TIGHTENING TORQUE FOR SCREW : 0.5 Nm.
- ELECTRICAL:**
WIRE RANGE : 12-30 AWG
MAX. VOLTAGE : 300 V
MAX. CURRENT : 15 A
CONTACT RESISTANCE : <15 m Ohm
INSULATION RESISTANCE : >1000 M Ohm (500V DC)
- END-TO-END STACKABLE WITHOUT LOSS OF CENTERLINE SPACING.
- OPERATING TEMPERATURE RANGE: -40°C TO +105°C

- 6 NOT CUMULATIVE TOLERANCE
- 7 INK MARKING, WHITE COLOR
- 8 INK MARKING, BLACK COLOR
- 9 NUMERICAL SEQUENCE: FROM LEFT TO RIGHT UNLESS OTHERWISE SPECIFIED.
- 10. BUCHANAN LOGO TO APPEAR ON HOUSING, LOCATION OPTIONAL WHERE SPACE PERMITS.
- 11 INK MARKING, BLACK COLOR SELECTIVELY LOADED IN POSITIONS 1,2,4,5,7,8.

REMOVE PIN 3	PRELIMINARY	NICKEL	TIN	7/9	DETAIL AB	86.36±0.30	17	8-796634-4			
	PRELIMINARY	NICKEL	TIN	-	-	25.40±0.20	5	8-796634-3			
	PRELIMINARY	NICKEL	0.76 μm AU	-	-	106.68 ±0.35	21	8-796634-2			
	PRELIMINARY	NICKEL	0.76 μm AU	-	-	86.36±0.30	17	8-796634-1			
	PRELIMINARY	NICKEL	0.76 μm AU	-	-	71.12	14	8-796634-0			
	PRELIMINARY	NICKEL	0.76 μm AU	-	-	60.96	12	7-796634-9			
	PRELIMINARY	NICKEL	0.76 μm AU	-	-	50.80	10	7-796634-8			
	PRELIMINARY	NICKEL	0.76 μm AU	-	-	45.72	9	7-796634-7			
	PRELIMINARY	NICKEL	0.76 μm AU	-	-	40.64	8	7-796634-6			
	PRELIMINARY	NICKEL	0.76 μm AU	-	-	35.56±0.20	7	7-796634-5			
	PRELIMINARY	NICKEL	0.76 μm AU	-	-	30.48±0.20	6	7-796634-4			
	PRELIMINARY	NICKEL	0.76 μm AU	-	-	25.40±0.20	5	7-796634-3			
	PRELIMINARY	NICKEL	0.76 μm AU	-	-	20.32±0.15	4	7-796634-2			
		NICKEL	0.76 μm AU	-	-	15.24±0.15	3	7-796634-1			
		NICKEL	0.76 μm AU	-	-	10.16±0.15	2	7-796634-0			
		NICKEL	TIN	-	DETAIL Z	40.64	8	6-796634-9			
		NICKEL	TIN	7/9	DETAIL Z	91.44±0.30	18	6-796634-8			
		NICKEL	TIN	7/9	DETAIL Y	81.28±0.30	16	6-796634-7			
OBSOLETE		NICKEL	TIN	7/9	DETAIL X	15.24±0.15	3	6-796634-6			
OBSOLETE		NICKEL	TIN	8/9	DETAIL W	101.60±0.35	20	6-796634-5			
		NICKEL	TIN	7/9	DETAIL V	15.24±0.15	3	6-796634-4			
OBSOLETE		NICKEL	TIN	7/9	DETAIL T	15.24±0.15	3	6-796634-3			
		NICKEL	TIN	7/9	DETAIL S	10.16±0.15	2	6-796634-2			
		.000008 GOLD OVER NICKEL	.000008 GOLD OVER NICKEL	-	-	10.16±0.15	2	5-796634-6			
		NICKEL	GOLD FLASH	-	-	25.40±0.20	5	5-796634-5			
OBSOLETE		NICKEL	GOLD FLASH	-	-	20.32±0.15	4	5-796634-4			
		NICKEL	GOLD FLASH	-	-	10.16±0.15	2	5-796634-3			
		NICKEL	TIN	8/9	DETAIL P3	45.72	9	5-796634-1			
PRELIMINARY		NICKEL	TIN	8/9	DETAIL P2	45.72	9	5-796634-0			
		NICKEL	TIN	7/9	DETAIL A-A	45.72	9	4-796634-9			
PRELIMINARY		NICKEL	TIN	8/9	DETAIL PI	20.32±0.15	4	4-796634-5			
OBSOLETE		NICKEL	TIN	7/9	DETAIL R	71.12	14	4-796634-4			
		NICKEL	TIN	8/9	DETAIL P	55.88	11	4-796634-2			
		NICKEL	TIN	7/9	DETAIL P	55.88	11	4-796634-1			
		NICKEL	TIN	8/9	DETAIL N	35.56±0.20	7	4-796634-0			
		NICKEL	TIN	7/9	DETAIL M	81.28±0.30	16	3-796634-9			
		NICKEL	TIN	8/9	DETAIL K	81.28±0.30	16	3-796634-8			
		NICKEL	TIN	7/9	DETAIL J	121.92±0.35	24	3-796634-7			
		NICKEL	TIN	8/9	DETAIL H	121.92±0.35	24	3-796634-6			
		NICKEL	TIN	7/9	DETAIL G	121.92±0.35	24	3-796634-5			
		NICKEL	TIN	8/9	DETAIL F	121.92±0.35	24	3-796634-4			
		NICKEL	TIN	7/9	DETAIL E	50.80	10	2-796634-8			
		NICKEL	TIN	7/9	DETAIL D	40.64	8	2-796634-7			
		NICKEL	TIN	-	-	127.00±0.35	25	2-796634-5			
		NICKEL	TIN	-	-	121.92±0.35	24	2-796634-4			
		NICKEL	TIN	-	-	116.84±0.35	23	2-796634-3			
		NICKEL	TIN	-	-	111.76±0.35	22	2-796634-2			
		NICKEL	TIN	-	-	106.68±0.35	21	2-796634-1			
		NICKEL	TIN	-	-	101.60±0.35	20	2-796634-0			
		NICKEL	TIN	-	-	96.52±0.35	19	1-796634-9			
		NICKEL	TIN	-	-	91.44±0.30	18	1-796634-8			
		NICKEL	TIN	-	-	86.36±0.30	17	1-796634-7			
		NICKEL	TIN	-	-	81.28±0.30	16	1-796634-6			
		NICKEL	TIN	-	-	76.20±0.30	15	1-796634-5			
		NICKEL	TIN	-	-	71.12	14	1-796634-4			
		NICKEL	TIN	-	-	66.04	13	1-796634-3			
		NICKEL	TIN	-	-	60.96	12	1-796634-2			
		NICKEL	TIN	-	-	55.88	11	1-796634-1			
		NICKEL	TIN	-	-	50.80	10	1-796634-0			
		NICKEL	TIN	-	-	45.72	9	796634-9			
		NICKEL	TIN	-	-	40.64	8	796634-8			
		NICKEL	TIN	-	-	35.56±0.20	7	796634-7			
		NICKEL	TIN	-	-	30.48±0.20	6	796634-6			
		NICKEL	TIN	-	-	25.40±0.20	5	796634-5			
		NICKEL	TIN	-	-	20.32±0.15	4	796634-4			
		NICKEL	TIN	-	-	15.24±0.15	3	796634-3			
		NICKEL	TIN	-	-	10.16±0.15	2	796634-2			
					CLAMP PLATING	CONTACT PLATING	MARKING	SPECIAL	L	NO OF POSN	PART NUMBER

THIS DRAWING IS A CONTROLLED DOCUMENT.

OWN: S. WELDON 18OCT2000
CHK: D. BIEVENOUR 18OCT2000
APVD: D. BIEVENOUR 18OCT2000

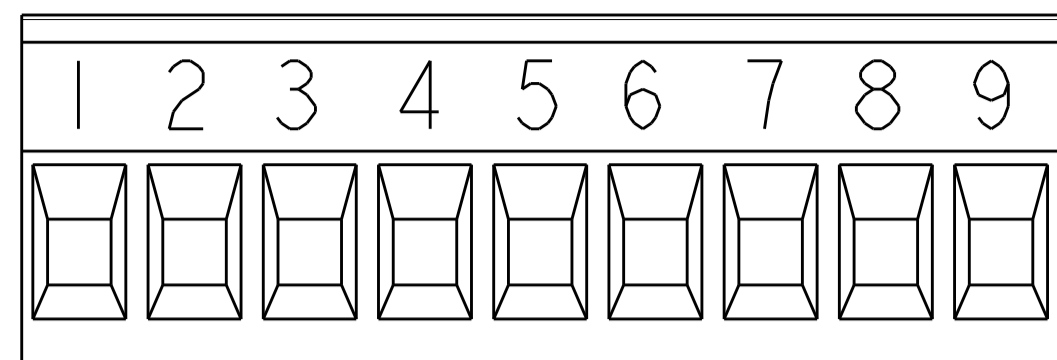
TE Connectivity

NAME: TERMINAL BLOCK, PLUG, STACKING, 5.08mm PITCH

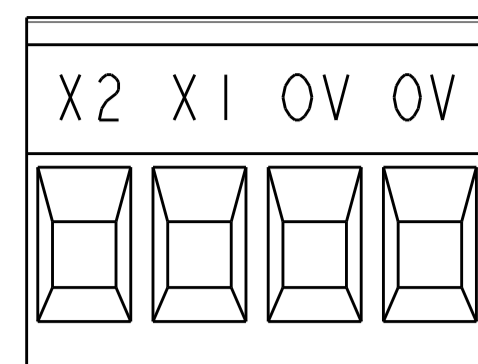
SIZE: A | 00779C=796634 | SHEET 1 OF 3 | REV R13

SCALE: 5:1

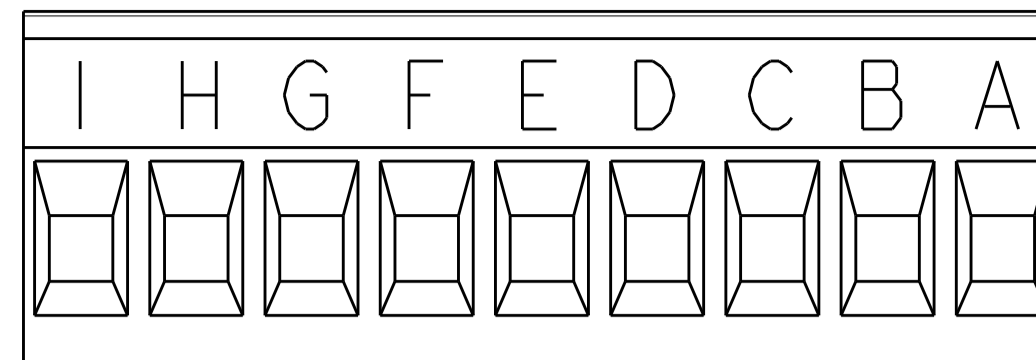
REVISIONS				
P.	LTN	DESCRIPTION	DATE	APVD
-	SEE SHEET 1			



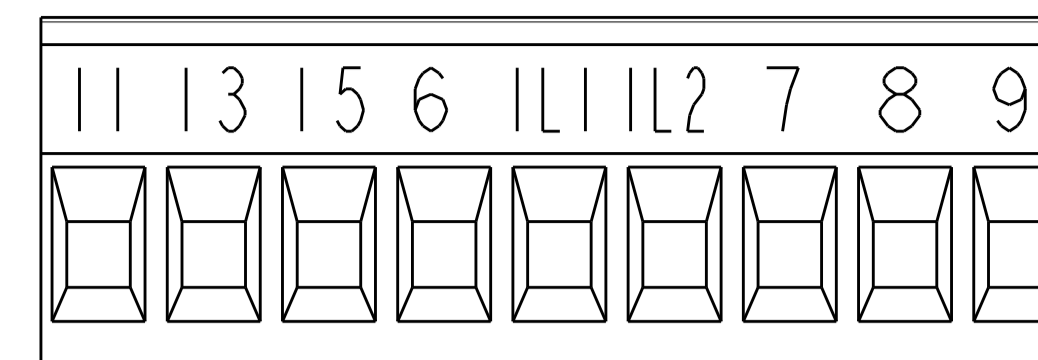
DETAIL A-A



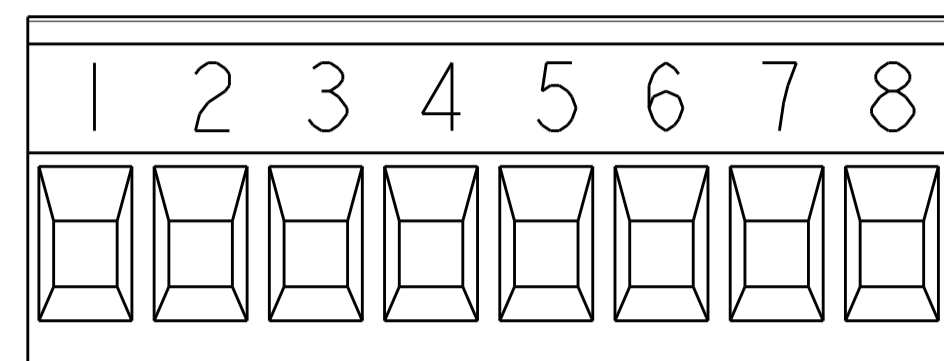
DETAIL P1



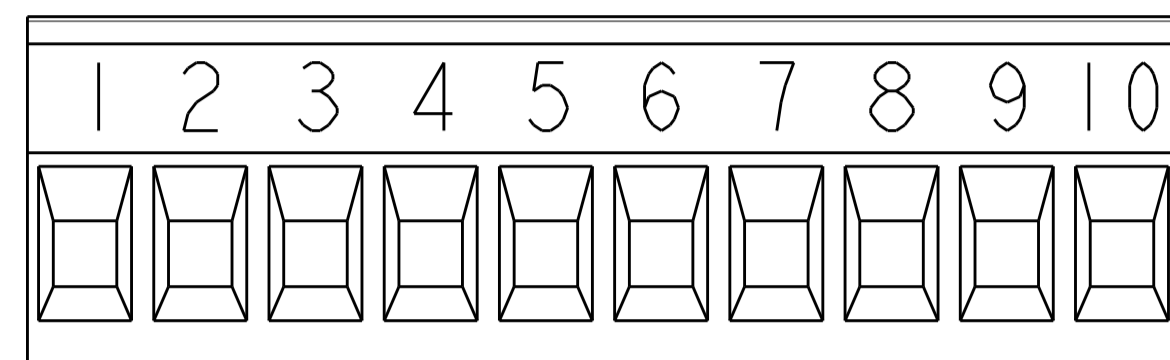
DETAIL P2




DETAIL P3



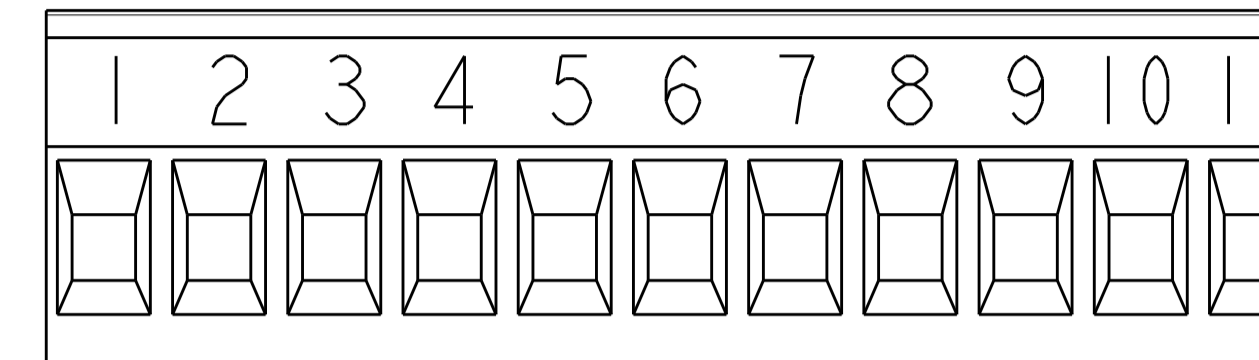
DETAIL D




DETAIL E



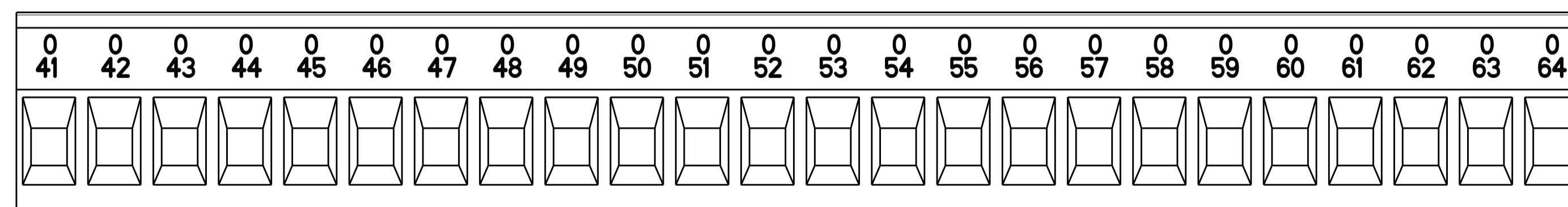
DETAIL N



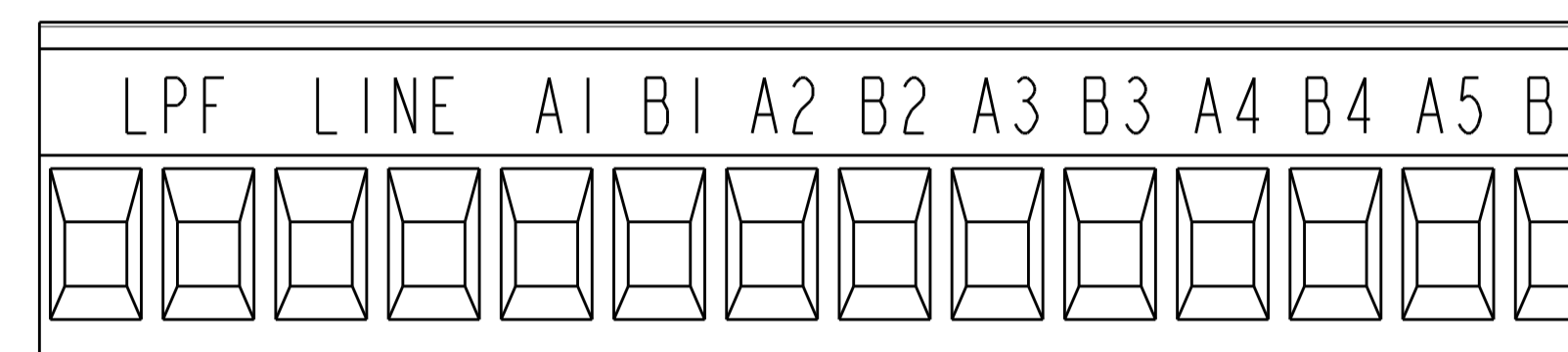
DETAIL P



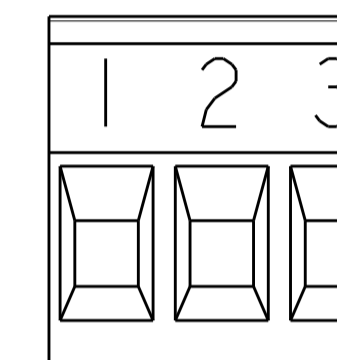
DETAIL S



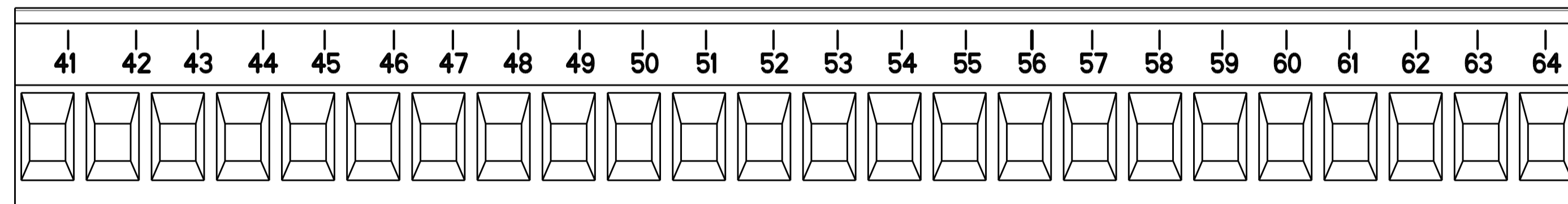
DETAIL F



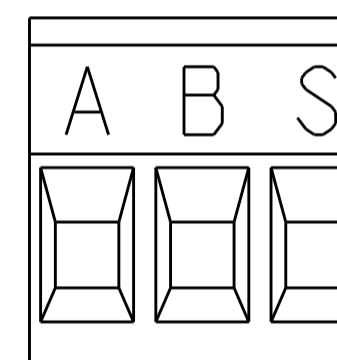
DETAIL R



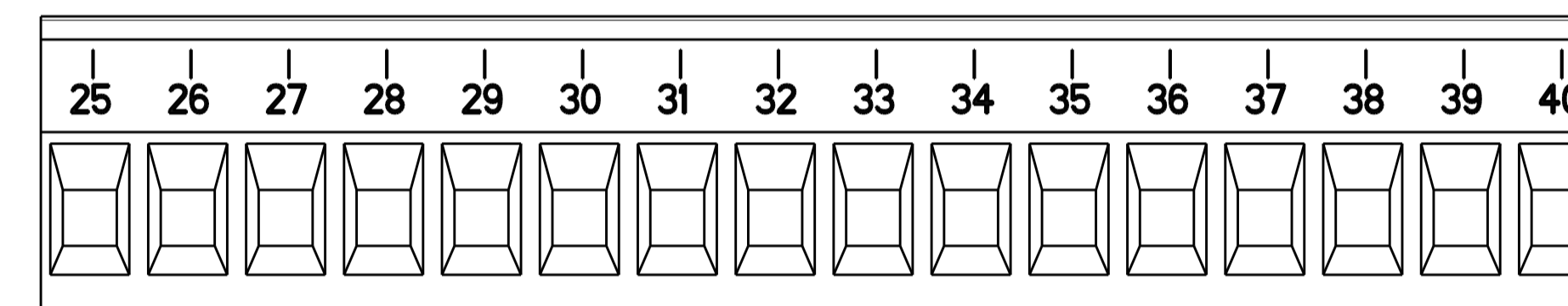
DETAIL T



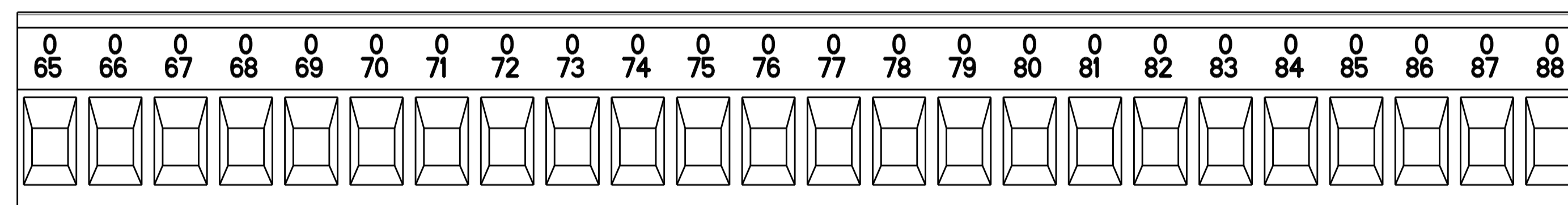
DETAIL G



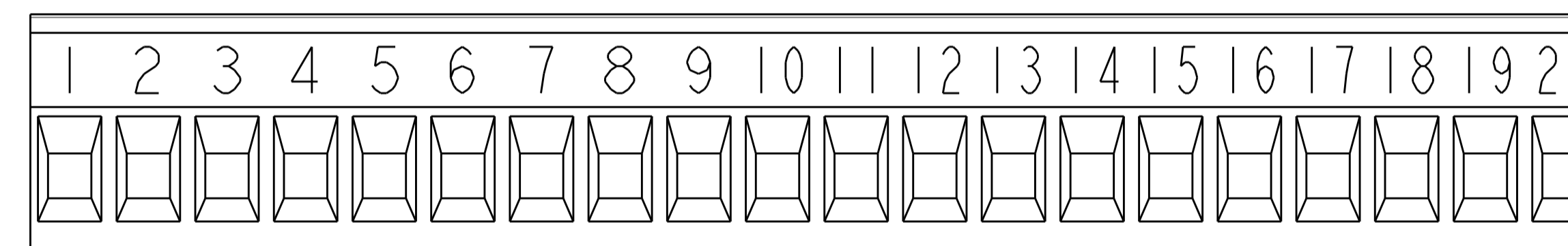
DETAIL V



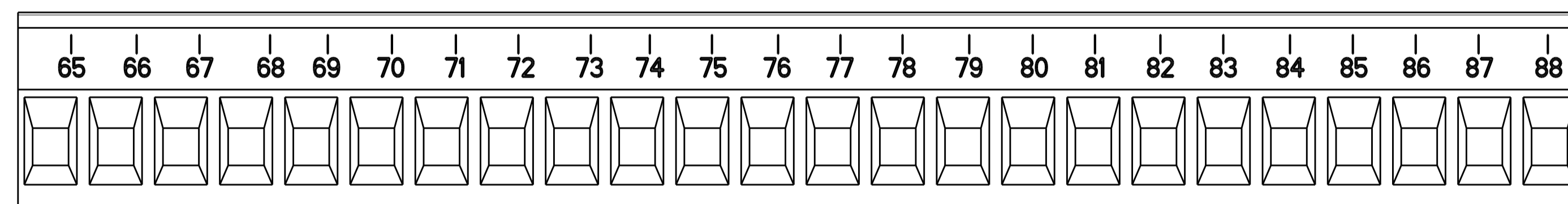
DETAIL M



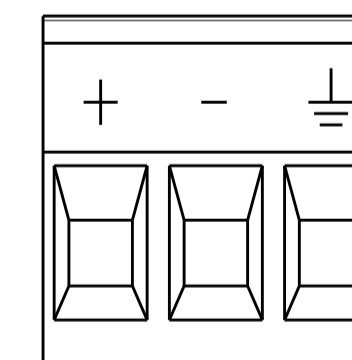
DETAIL H



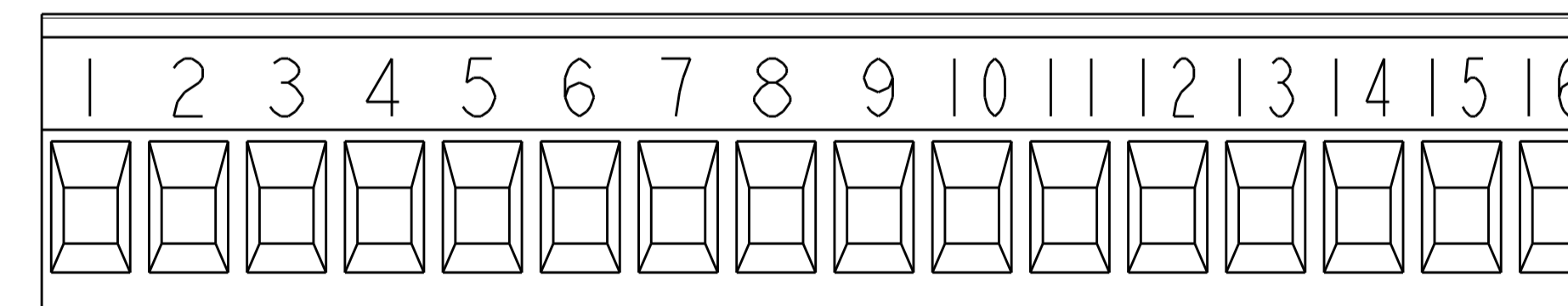
DETAIL W



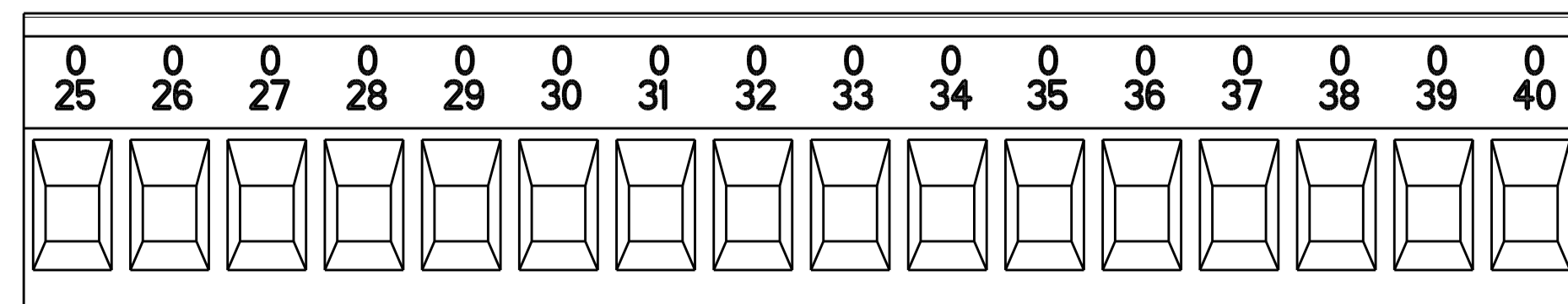
DETAIL J



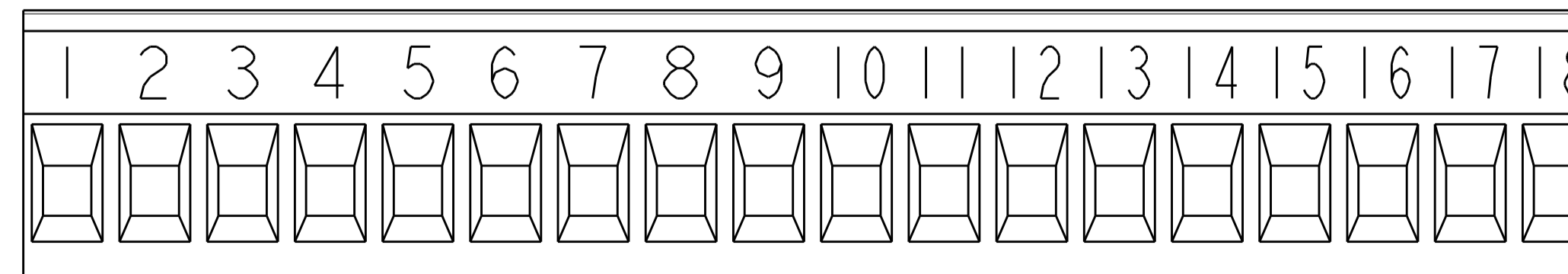
DETAIL X



DETAIL Y



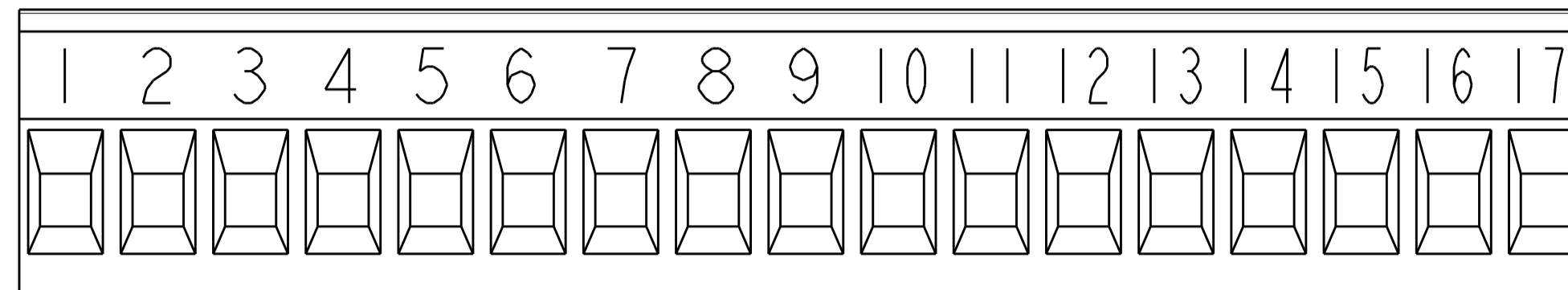
DETAIL K



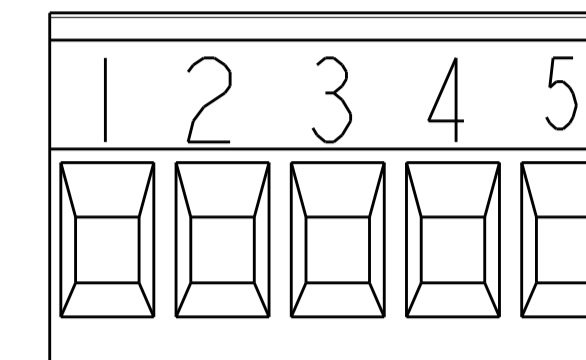
DETAIL Z

THIS DRAWING IS A CONTROLLED DOCUMENT.		OWN: S. WELDON 18OCT2000	 TE Connectivity
DIMENSIONS: mm		CHK: D. BIEVENOUR 18OCT2000	
 TOLERANCES UNLESS OTHERWISE SPECIFIED: 0 PLC ±0.3 1 PLC ±0.25 2 PLC ±0.25 3 PLC ±0.25 4 PLC ±0.25 ANGLES ±2° FINISH SEE NOTES		APVD: D. BIEVENOUR 18OCT2000	NAME: TERMINAL BLOCK, PLUG, STACKING, 5.08mm PITCH
MATERIAL: SEE NOTES		PRODUCT SPEC: APPLICATION SPEC	RESTRICTED TO: CUSTOMER DRAWING
SCALE: 4:1		SIZE: A1	WEIGHT: -
SHEET 2 OF 3		DRAWING NO: 796634	REV: R13

REVISIONS				
P.	LTN	DESCRIPTION	DATE	APVD
-	SEE SHEET 1		-	-



DETAIL AB



DETAIL AC

PRELIMINARY	NICKEL CLAMP PLATING	TIN CONTACT PLATING		DETAIL AC SPECIAL	25.40 L	5 NO OF POSN	8-796634-5 PART NUMBER
THIS DRAWING IS A CONTROLLED DOCUMENT.			DWN S. WELDON 18OCT2000 CHK D. BIEVENOUR 18OCT2000 APVD D. BIEVENOUR 18OCT2000	 NAME: TERMINAL BLOCK, PLUG, STACKING, 5.08mm PITCH SIZE: CAGE CODE: DRAWING NO: A100779C=796634 RESTRICTED TO:			
DIMENSIONS: mm 		TOLERANCES UNLESS OTHERWISE SPECIFIED: 0 PLC ± 1 PLC ±0.3 2 PLC ±0.25 3 PLC ± 4 PLC ± ANGLES ±2°					
MATERIAL: SEE NOTES		FINISH: SEE NOTES		SCALE: 5:1 SHEET 3 OF 3 REV: 13			

单击下面可查看定价，库存，交付和生命周期等信息

[>>TE Connectivity\(泰科\)](#)