








FASTIN-FASTON Connectors, 6.3 mm series TAB HOUSING
PANEL MOUNT, RAST 5.




1. SCOPE

1.1 Content

This specification covers performance, tests and quality requirements for FASTIN-FASTON Connectors, 6.3 mm series TAB Housing from 3 to 8 Positions for Panel Mounting. These housings are designed and developed for multiple lead connections for household appliances and other commercial equipment.

Products involved:

POSITION NO.	2	3	4	5	6	7	8
NOMENCLATURE							
TE P/Ns	927742	293008	293009	293010	927742	284985	284986
	928230	927742	927742	293011		293034	293043
	964492	928230		293161		293044	928309
		1955416		927742		928309	928230
				1241857		293223	
					293267		

POSITION NO.	6	7	8
NOMENCLATURE			
TE P/Ns	1241967	1241967	1241967

2. APPLICABLE - REFERENCED DOCUMENTS

The following documents form a part of this specification to the extent specified herein. Unless otherwise specified, the latest edition of the document applies. In the event of conflict between requirements of this Specification and Product Inspection Drawing, Product Inspection Drawing

B5	-	KD	02 FEB 2017	RR	02 FEB 2017
B4	DCR-D20101001044428_761993	PKS	14 OCT 2010	MP	15 OCT 2010
B3	DCR-D20100307233627_642762	PKS	18 MAY 2010	RRP	19 MAY 2010
B2	DCR-D20100215233314_908520	PKS	01 MAR 2010	RRP	02 MAR 2010
rev letter	rev. record	DR	Date	CHK	Date
DR.		DATE	APVD		DATE

This specification is a controlled document.

This information is confidential and is disclosed to you on condition that no further disclosure is made by you to other than TE personnel without written authorization from TE India.

* Trademark of TE Incorporated

shall take precedence. In the event of conflict between requirements of this Specification and referenced documents, this Specification shall take precedence.

2.1 Commercial Standards:

IEC 61984 – D6 – 7.3.11	: Connectors safety requirements and test.
IEC 60695-2-10/IEC 60335-1	: Glow wire flammability method for end products.
IEC 60112	: Proof tracking test.
114-20021	: FASTIN-FASTON, TAB & REC. Contacts Application Spec.
501-20122	: Qualification Test Report, FASTIN-FASTON* TAB HSG, Rast 5

3. REQUIREMENTS

3.1 Design and Construction

Product shall be of design, construction and physical dimensions specified on applicable product drawing.

3.2 Materials

Materials used in the construction of this product shall be as specified on the applicable product drawing.

3.3 Ratings

3.3.1 Voltage/Current: Voltages 380 Max, current Rating according to wire size and wire application

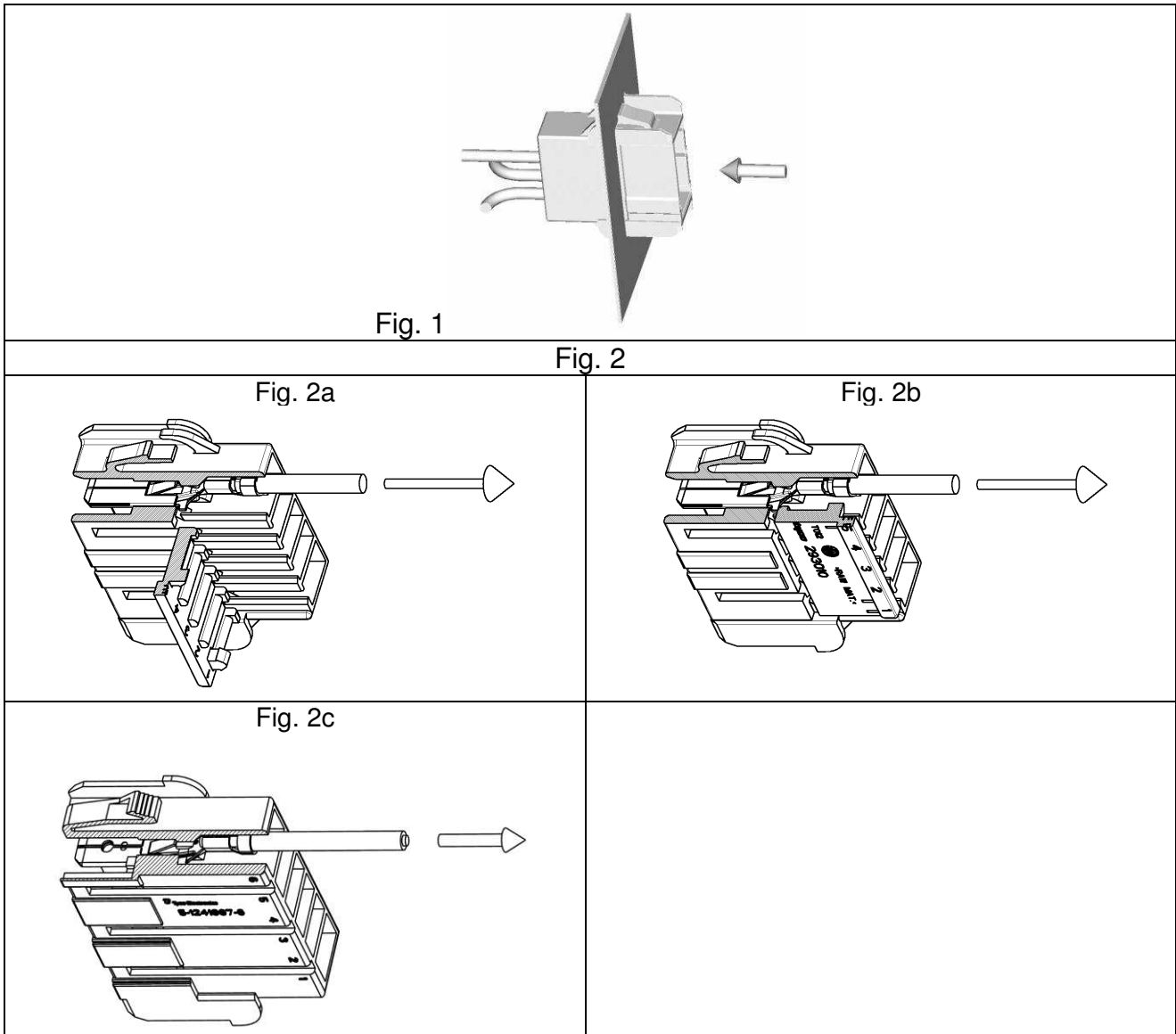
3.3.2 Operating temperature: -25°C to +105°C (increase due to current load included)

4. PERFORMANCE AND TESTS DESCRIPTION.

Product is designed to meet the performance requirements according to test conditions specified at point 4.1.

4.1 Tests Requirements and Procedures Summary

Test Description	Requirement	Procedure
1) Examination of product	Meets requirements of product drawing	Visual, dimensional and functional check.
2) Contact extraction force from housing cavity.	60 N min. with opened cover /sec. Lock. Fig. 2a 80 N min. with closed cover /sec. lock. Fig. 2b For housings without secondary lock 60 N min. Fig. 2c	Apply an axial load to crimped TAB contact at a rate of 25.4 mm/min. As shown in Fig. 2
3) Housing panel cut-out retention force	80 N min.	Apply a load as shown in Fig. 1
4) Connector mating/unmating force	Targets according to Female Counterpart Product Specification.	Test method according to Female Counterpart Product Specification.
5) Glow Wire Test.	750 °C GW no flame	See qualification Test Report 501-20122 for details.
6) Dielectric strength	Voltage proof 1750 V. There shall be no breakdown or flashover.	Apply the specified withstand voltage for 1 minute.
7) CTI	250V (Specimen must not burn and must not give a leakage current greater than 0.5 A for more than 2 sec.)	100 drops (solution A-1 drop every 30 sec.) between electrodes at specified voltage value.



4.2 Samples selection

Samples for testing must be selected at random for current production, must be in accordance to relevant Product Inspection Drawings. Operations which could be cause of damage or could influence the functionality of the product must be avoided.

4.3 Environmental Test Condition (Laboratory).

Unless otherwise specified, all tests shall be conducted at:

- Temperature 20°C ±5°
- Relative humidity 30 ÷ 95 %
- Atmospheric pressure 860 ÷ 1060 mBar

4.4 Suggested Samples for Test Group Composition.

Unless otherwise specified each group to be tested shall be composed at least by 3 housings.

TEST DESCRIPTION	TEST GROUP				
	I	II	III	IV	V
Examination of product	1,3	1,3	1,3	1,3	1,3
Contact extraction force	2				
Housing panel ext. force		2			
Connector mating/unmating force			2		
Glow Wire Test				2	
Dielectric Strength					2

单击下面可查看定价，库存，交付和生命周期等信息

[>>TE Connectivity\(泰科\)](#)