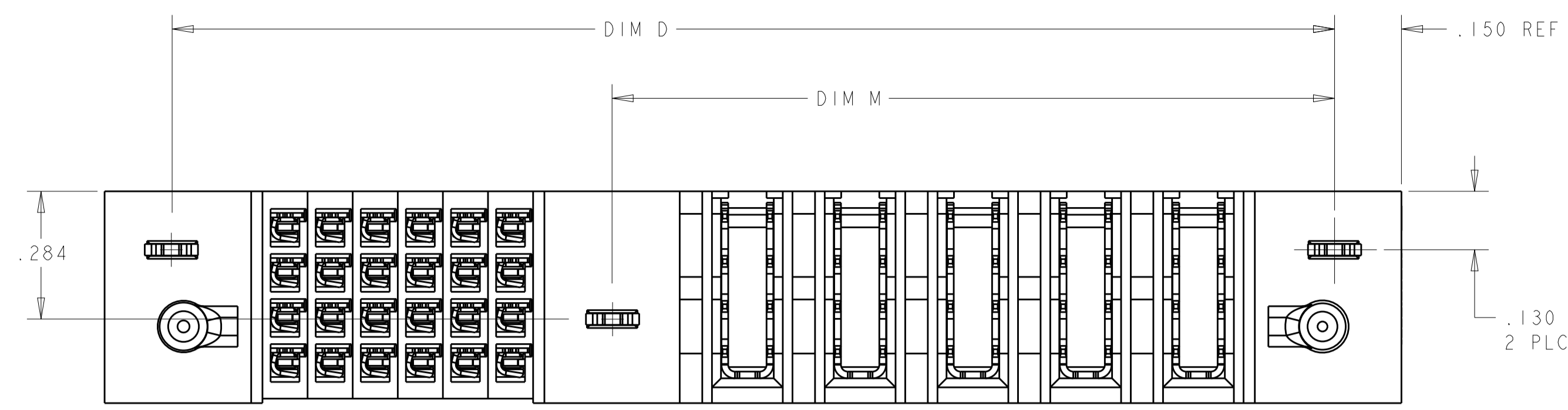
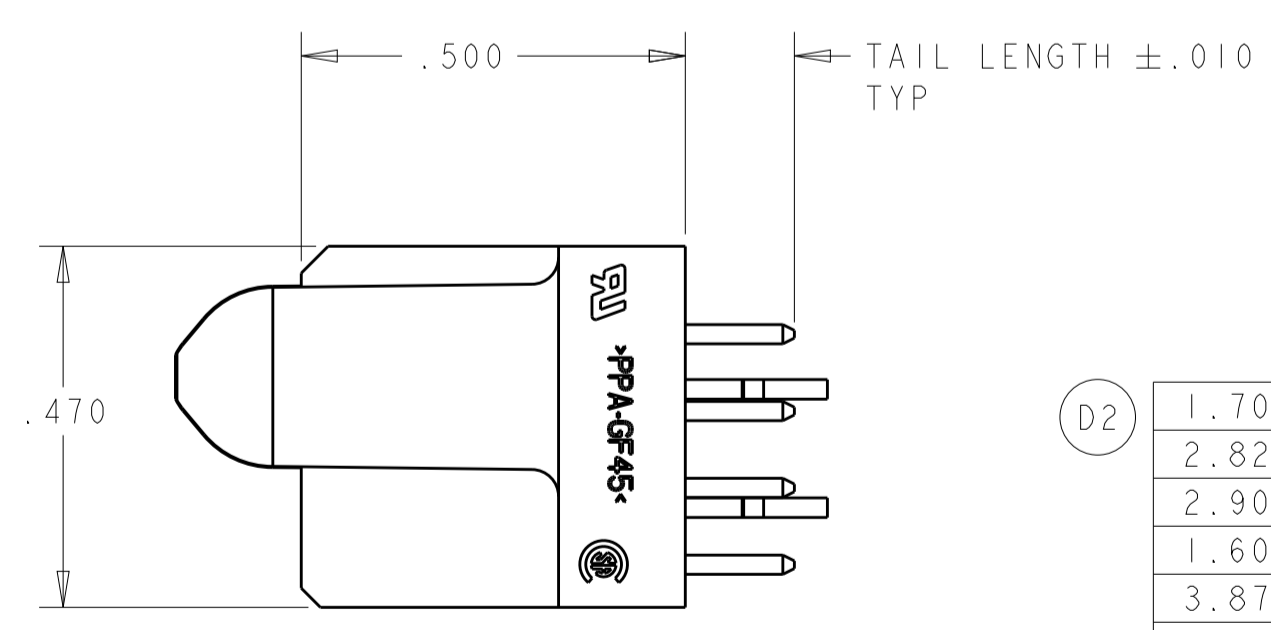
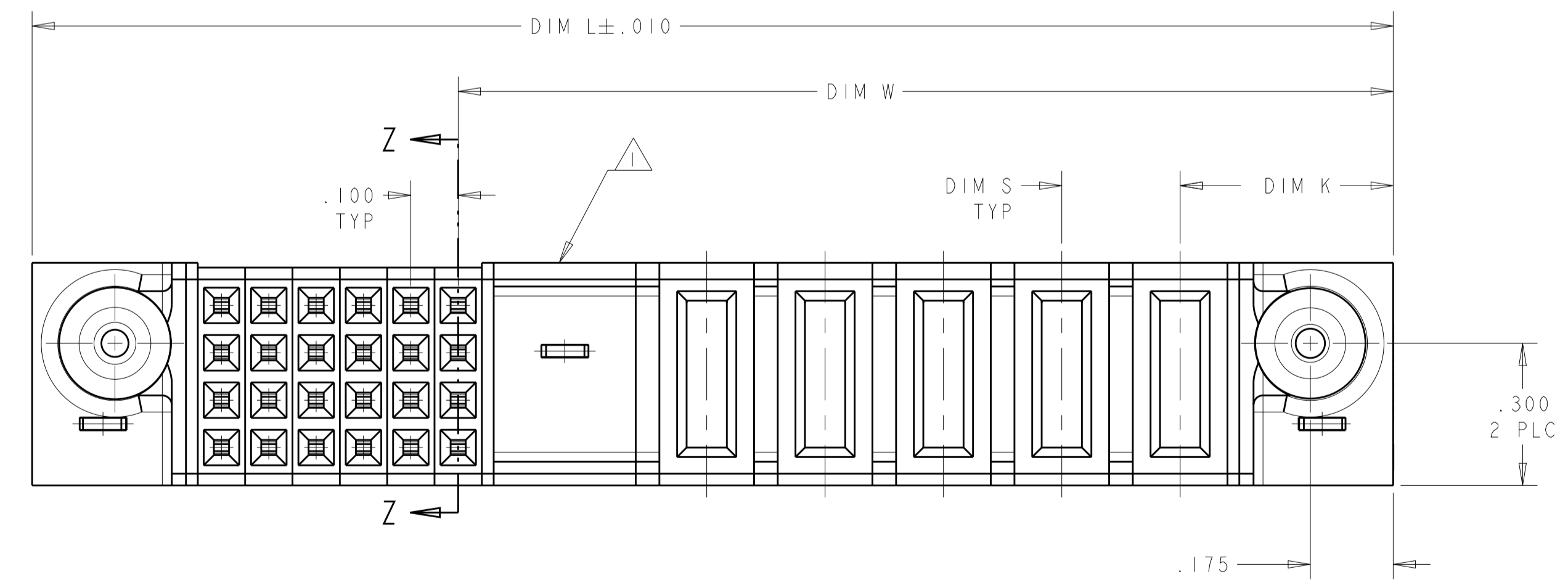
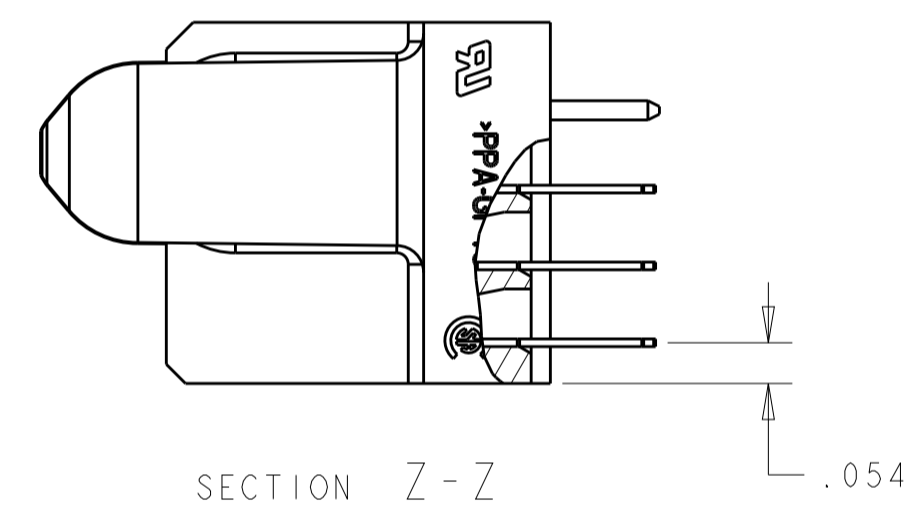
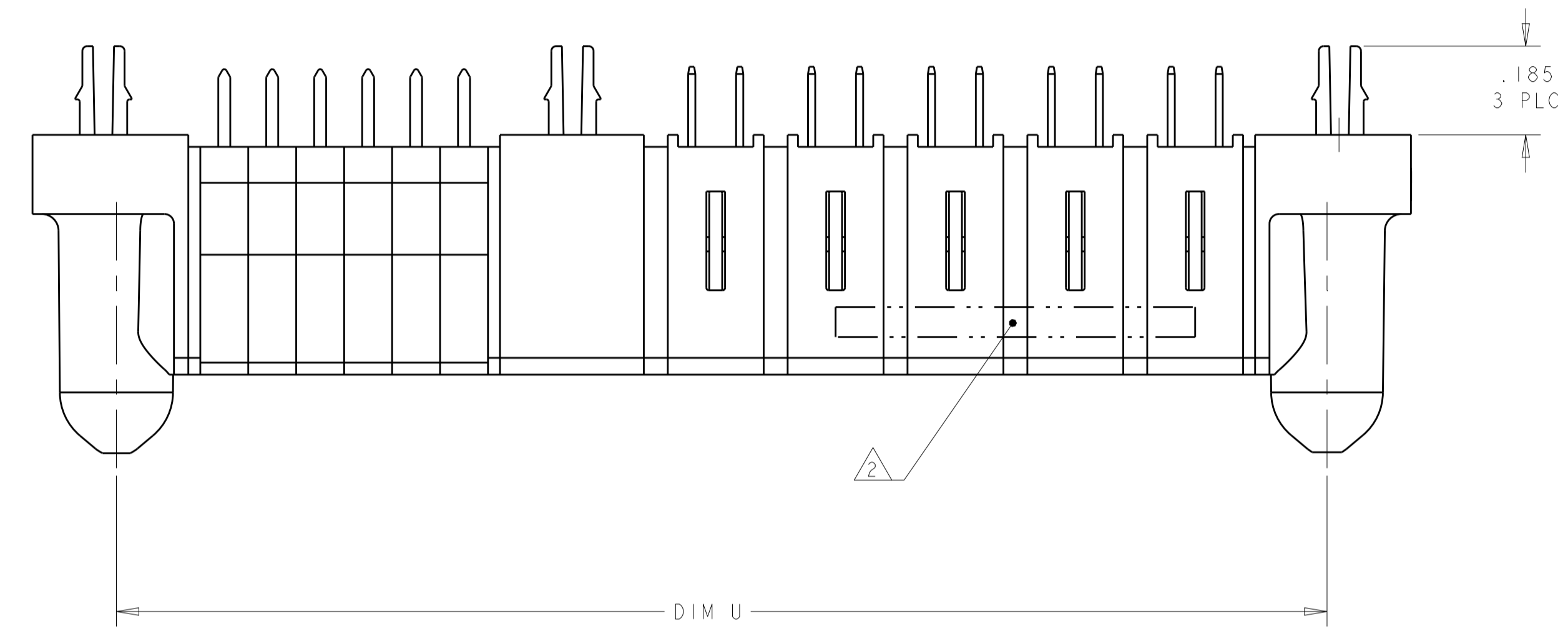


LOC	DIST	REVISIONS					
		P	LTN	DESCRIPTION	DATE	DWN	APVD
ES	00	D		REV PER ECR-11-023806	25NOV2011	CZ	SZ
		D2		ADD NEW DASH NUMBER 2-1	19AUG2014	CZ	SZ



- 1 OPTIONAL CENTER MODULE WITH Ø.150 THRU HOLE OR HOLD DOWN FEATURE
- 2 AMP, PART NUMBER, AND DATE CODE TO BE MARKED IN AREA AS SHOWN  
PARTS UNDER 2.00 LONG MAY BE MARKED ON BOTH SIDES
- 3 MATERIAL: HOUSING - GLASS FILLED HIGH TEMP THERMO PLASTIC, UL94 V-0  
SIGNAL CONTACT - HIGH CONDUCTIVITY COPPER ALLOY  
POWER CONTACT - HIGH CONDUCTIVITY COPPER ALLOY
- 4 CONTACT PLATING: NOBLE METAL PLATING ON CONTACT FUNCTIONAL AREA  
OF POWER AND SIGNAL CONTACTS
- 5 MECHANICAL CONNECTOR KEEP OUT ZONE
- 6 DATUM AND BASIC DIMENSIONS ESTABLISHED BY CUSTOMER
- 7 PCB - ALL HOLE DIAMETERS ARE FINISHED HOLE SIZES
- 8 PCB - .0453 +/- .0010 DRILLED HOLES PLATED WITH .0003 MIN Sn  
OVER .001 TO .003 PLATING TO ACHIEVE A .040 HOLE
- 9 NOT RELEASED FOR PRODUCTION
- 10 VARIABLE DIMENSION SHOW ON TABLE OR PART VIEW.



D2	1	2	3	4	5	6	7	8	9	10	11	12	13	14	15	16	17	18	19	20	21	22	23	24	25	26	27	28	29	30	31	32	33	34	35	36	37	38	39	40	41	42	43	44	45	46	47	48	49	50	51	52	53	54	55	56	57	58	59	60	61	62	63	64	65	66	67	68	69	70	71	72	73	74	75	76	77	78	79	80	81	82	83	84	85	86	87	88	89	90	91	92	93	94	95	96	97	98	99	100
	1.700	.250	1.375	1.750	-	2.050	.450	4P + 16S	2-6450142-1																																																																																											
	2.825	.250	2.300	2.875	-	3.175	.475	3ACP + 4P + 24S	2-6450142-0																																																																																											
	2.900	.250	2.875	2.950	-	3.250	.450	10P + 4S	1-6450142-9																																																																																											
	1.600	.250	1.375	1.650	-	1.950	.450	4P + 12S	1-6450142-8																																																																																											
	3.875	.250	3.550	3.925	-	4.225	.475	3ACP + 9P + 16S	1-6450142-7																																																																																											
	2.700	.250	.875	2.750	-	3.050	.450	2P + 76S	1-6450142-4																																																																																											
	2.300	.250	1.875	2.350	-	2.650	.450	6P + 20S	1-6450142-3																																																																																											
	2.950	.200	2.425	3.000	-	3.300	.450	10HDP+24S	1-6450142-1																																																																																											
	1.000	.250	.875	1.050	-	1.350	.450	2P + 8S	1-6450142-0																																																																																											
	2.900	.250	2.375	2.950	-	3.250	.450	8P + 24S	6450142-9																																																																																											
	1.100	-	.575	1.150	-	1.450	.425	1P + 24S	6450142-6																																																																																											
	3.800	-	3.550	3.850	-	4.150	.475	11P + 12S	6450142-4																																																																																											
	3.000	.250	2.375	3.050	-	3.350	.450	8P + 28S	6450142-3																																																																																											
	1.675	.250	1.425	1.725	-	2.025	.475	4P + 12S	6450142-2																																																																																											
	1.675	.250	1.425	1.725	-	2.025	.475	4P + 12S	6450142-1																																																																																											
	DIM U	DIM S	DIM W	DIM D	DIM M	DIM L	DIM K	DESCRIPTION	PART NUMBER																																																																																											

THIS DRAWING IS A CONTROLLED DOCUMENT. DWN: R. GRZYBOWSKI 15FEB05  
 CHK: M. PERCHERKE 15FEB05  
 APVD: M. PERCHERKE

DIMENSIONS: INCHES TOLERANCES UNLESS OTHERWISE SPECIFIED:  
 0 PLC ±.01  
 2 PLC ±.01  
 3 PLC ±.01  
 4 PLC ±.005  
 ANGLES ±.0020

MATERIAL: FINISH: 3 4

TE Connectivity  
**TE**  
 VERTICAL RECEPTACLE ASSEMBLY WITH GUIDES MULTI-BEAM XL

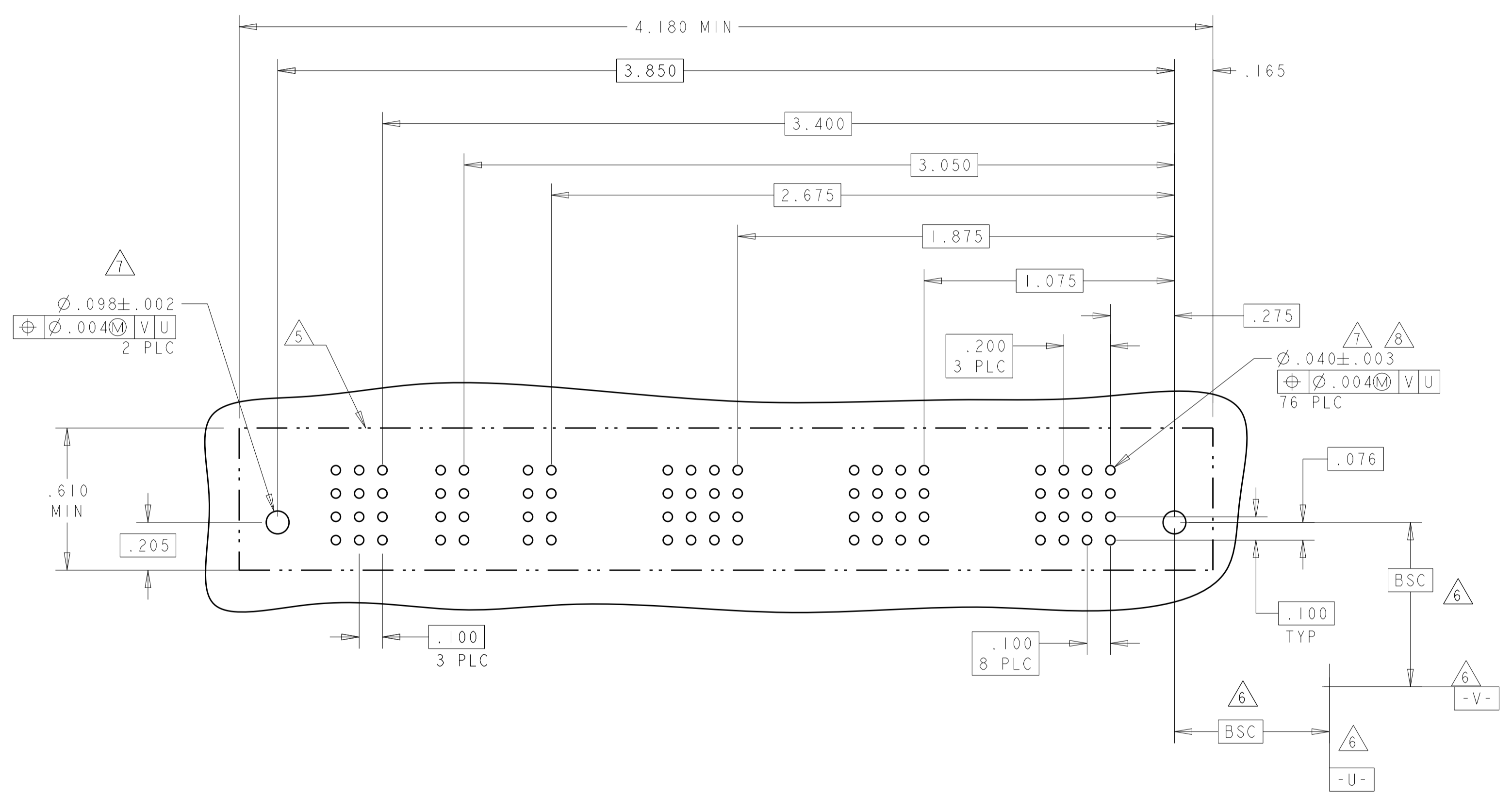
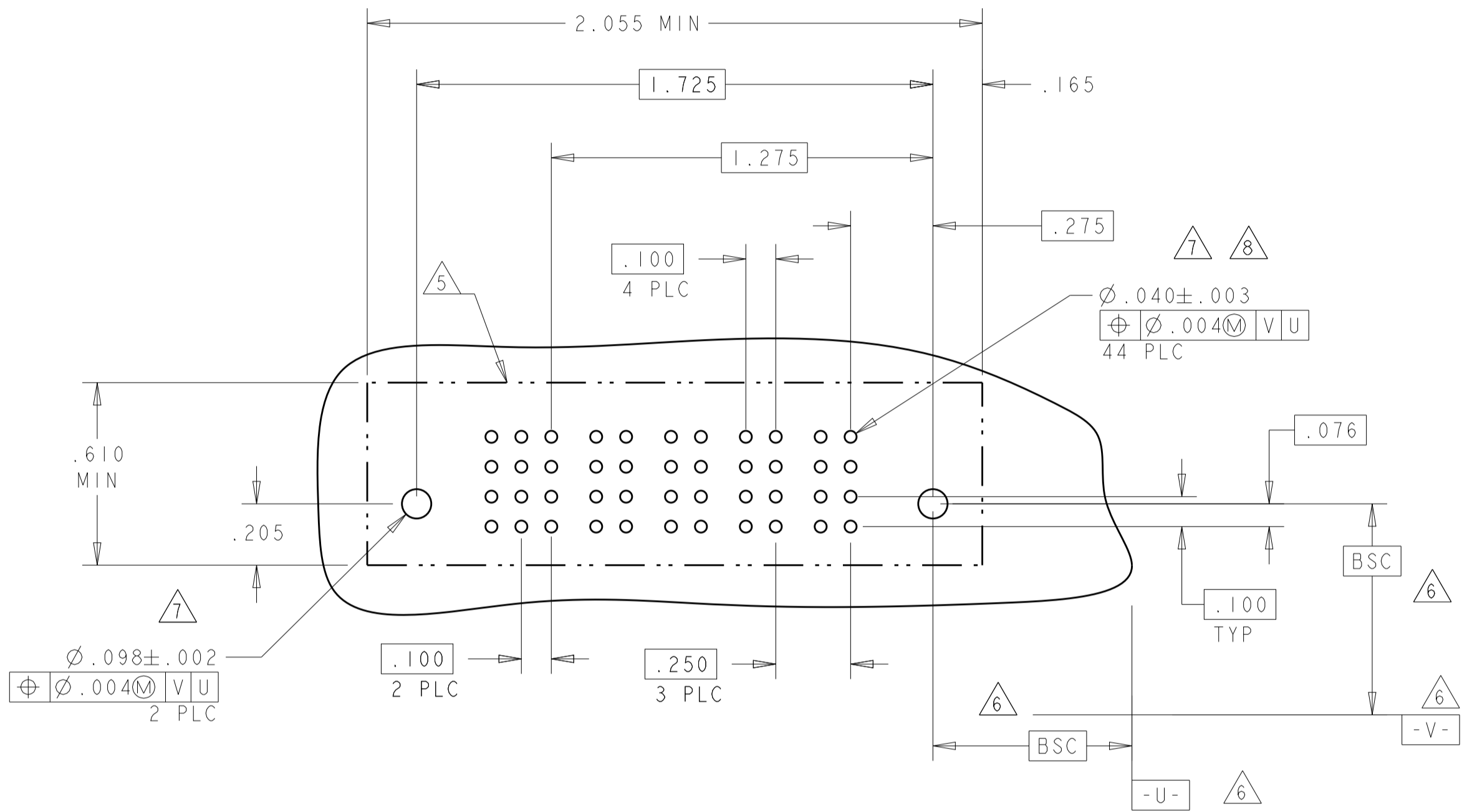
SIZE: 108-1973 APPLICATION SPEC  
 114-13038 WEIGHT: CUSTOMER DRAWING  
 SCALE: 4:1 SHEET 1 OF 8 REV: D2

LOC		DIST		REVISIONS			
ES	00	P	LTN	DESCRIPTION	DATE	OWN	APVD
				SEE SHEET 1			

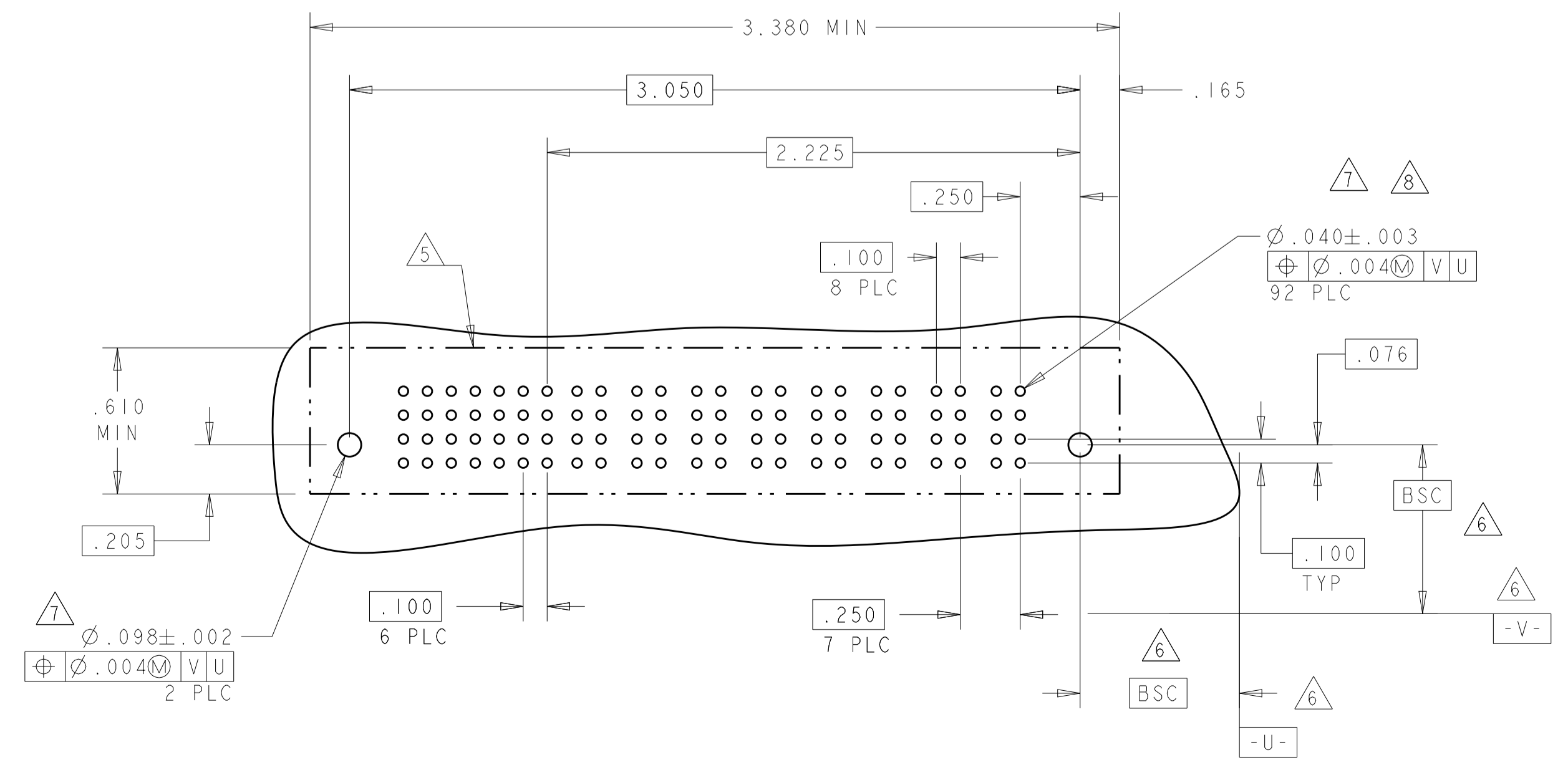
PART NUMBER	ROWS	SIGNAL				POWER			
		3	2	1	I	P4	P3	P2	PI
6450142-1	D C B A	E	E	E	E	VA	VA		
4P + 12S									

PART NUMBER	ROWS	SIGNAL				POWER			
		3	2	1	I	P4	P3	P2	PI
6450142-2	D C B A	E	E	E	E	VA	VA	VA	VA
4P + 12S									

PART NUMBER	ROWS	SIGNAL				POWER											
		3	2	1	I	PI1	PI0	P9	P8	P7	P6	P5	P4	P3	P2	PI	
6450142-4	D C B A	E	E	E	E	VA	VA	VA	VA	VA	VA	VA	VA	VA	VA	VA	VA
11P + 12S																	



PART NUMBER	ROWS	SIGNAL								POWER							
		7	6	5	4	3	2	1	I	P8	P7	P6	P5	P4	P3	P2	PI
6450142-3	D C B A	E	E	E	E	E	E	E	E	VA	VA	VA	VA	VA	VA	VA	VA
8P + 28S																	



CODE	TAIL LENGTH	CODE	TAIL LENGTH	DESCRIPTION
J	.090	VN	.090	STD
E	.135	VB	.090	MFBL
		VM	.135	STD
		VA	.135	MFBL
SIGNAL CONTACT		POWER CONTACT		

THIS DRAWING IS A CONTROLLED DOCUMENT. DWN: R. GRZYBOWSKI 15FEB05  
 CHK: M. PERCHERKE 15FEB05  
 APVD: M. PERCHERKE

DIMENSIONS: INCHES  
 TOLERANCES UNLESS OTHERWISE SPECIFIED:  
 0 PLC ±.01  
 1 PLC ±.01  
 2 PLC ±.01  
 3 PLC ±.005  
 4 PLC ±.002  
 ANGLES ±.020

MATERIAL: FINISH:

PRODUCT SPEC: 108-1973  
 APPLICATION SPEC: 114-13038  
 WEIGHT: CUSTOMER DRAWING

NAME: VERTICAL RECEPTACLE ASSEMBLY WITH GUIDES MULTI-BEAM XL  
 SIZE: CAGE CODE: DRAWING NO: A100779  
 SCALE: 4:1 SHEET 2 OF 8 REV D2

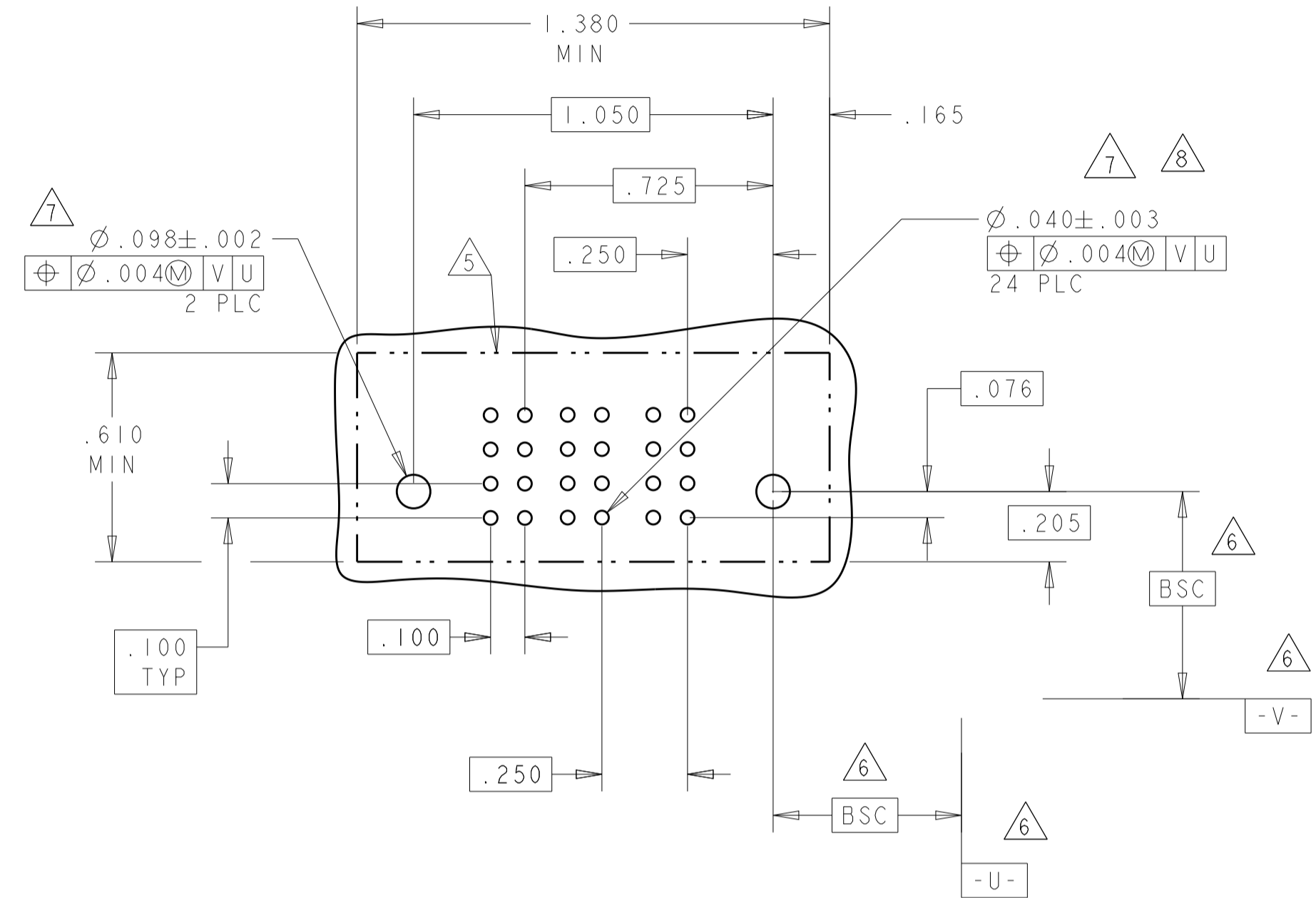
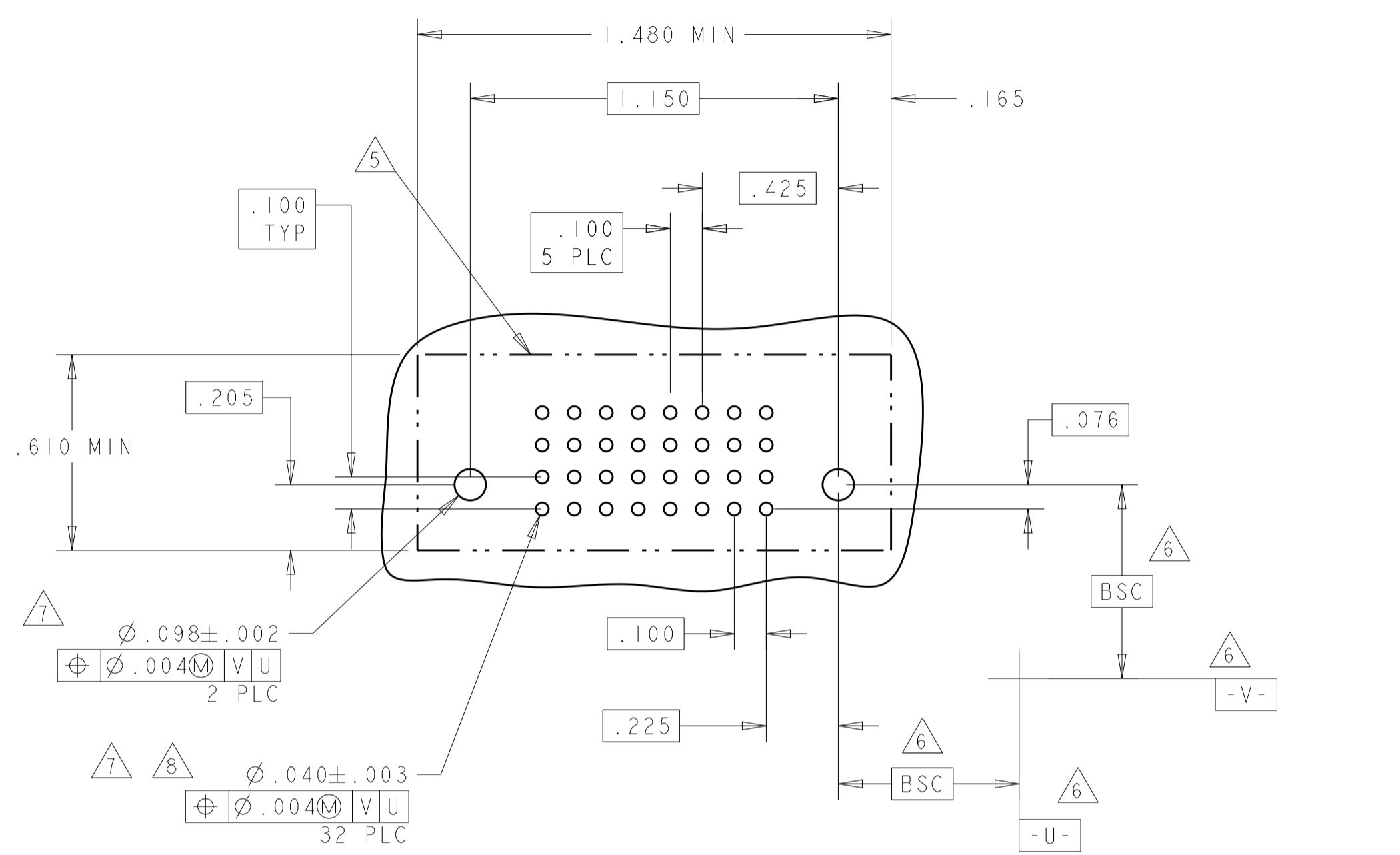
LOC	DIST	REV	DATE	BY	APPV
ES	00				

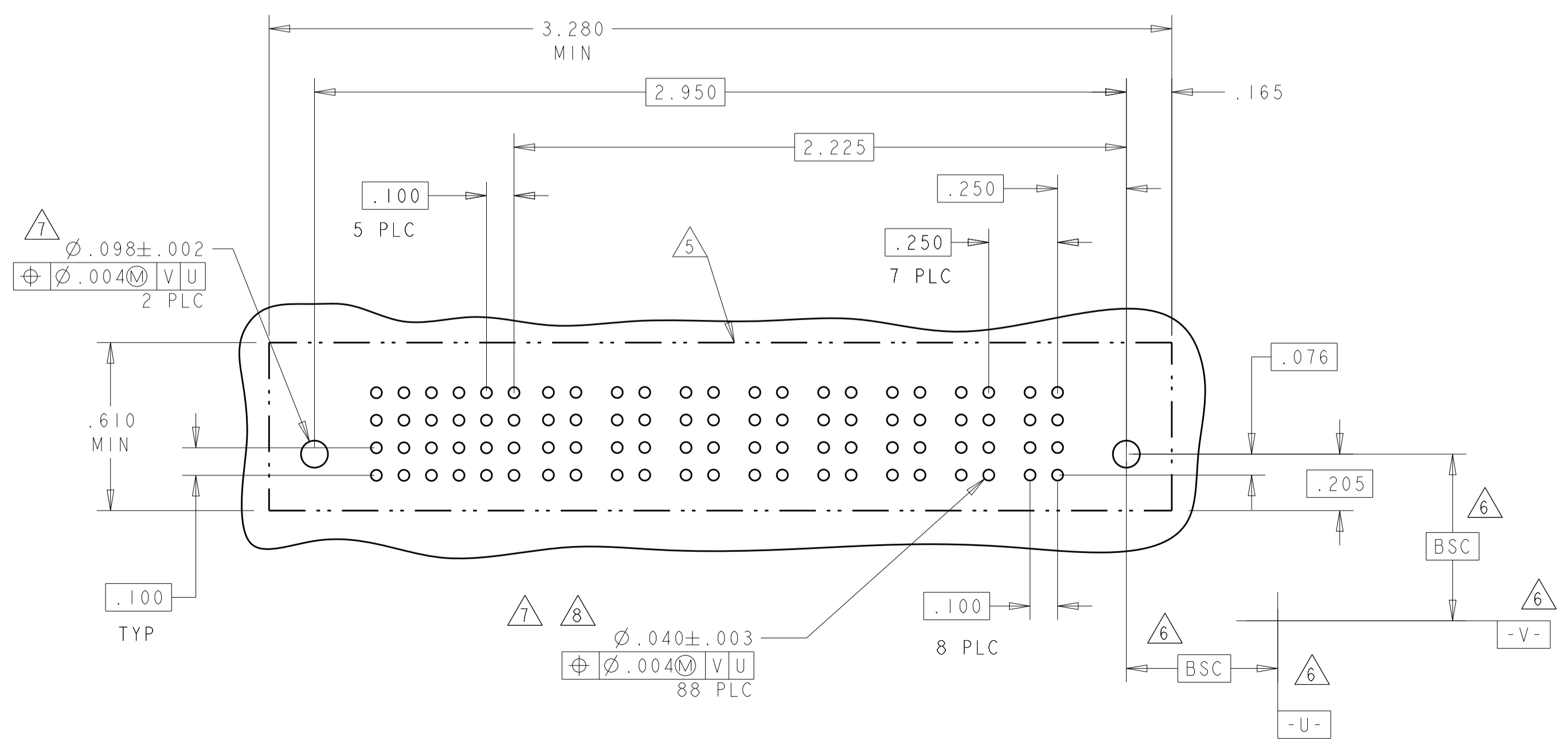
REVISIONS					
REV	DATE	DESCRIPTION	BY	APPV	DATE
-	-	SEE SHEET 1	-	-	-

PART NUMBER	ROWS	SIGNAL						POWER
		6	5	4	3	2	1	PI
6450142-6	D C B A	E	E	E	E	E	E	VA
		E	E	E	E	E	E	
		E	E	E	E	E	E	
		E	E	E	E	E	E	
IP + 24S								

PART NUMBER	ROWS	SIGNAL		POWER	
		2	1	P2	PI
I-6450142-0	D C B A	E	E	VA	VA
		E	E		
		E	E		
		E	E		
2P + 8S					



PART NUMBER	ROWS	SIGNAL								POWER							
		6	5	4	3	2	1	P8	P7	P6	P5	P4	P3	P2	PI		
6450142-9	D C B A	E	E	E	E	E	E	VA	VA	VA	VA	VA	VA	VA	VA		
		E	E	E	E	E	E										
		E	E	E	E	E	E										
		E	E	E	E	E	E										
8P + 24S																	

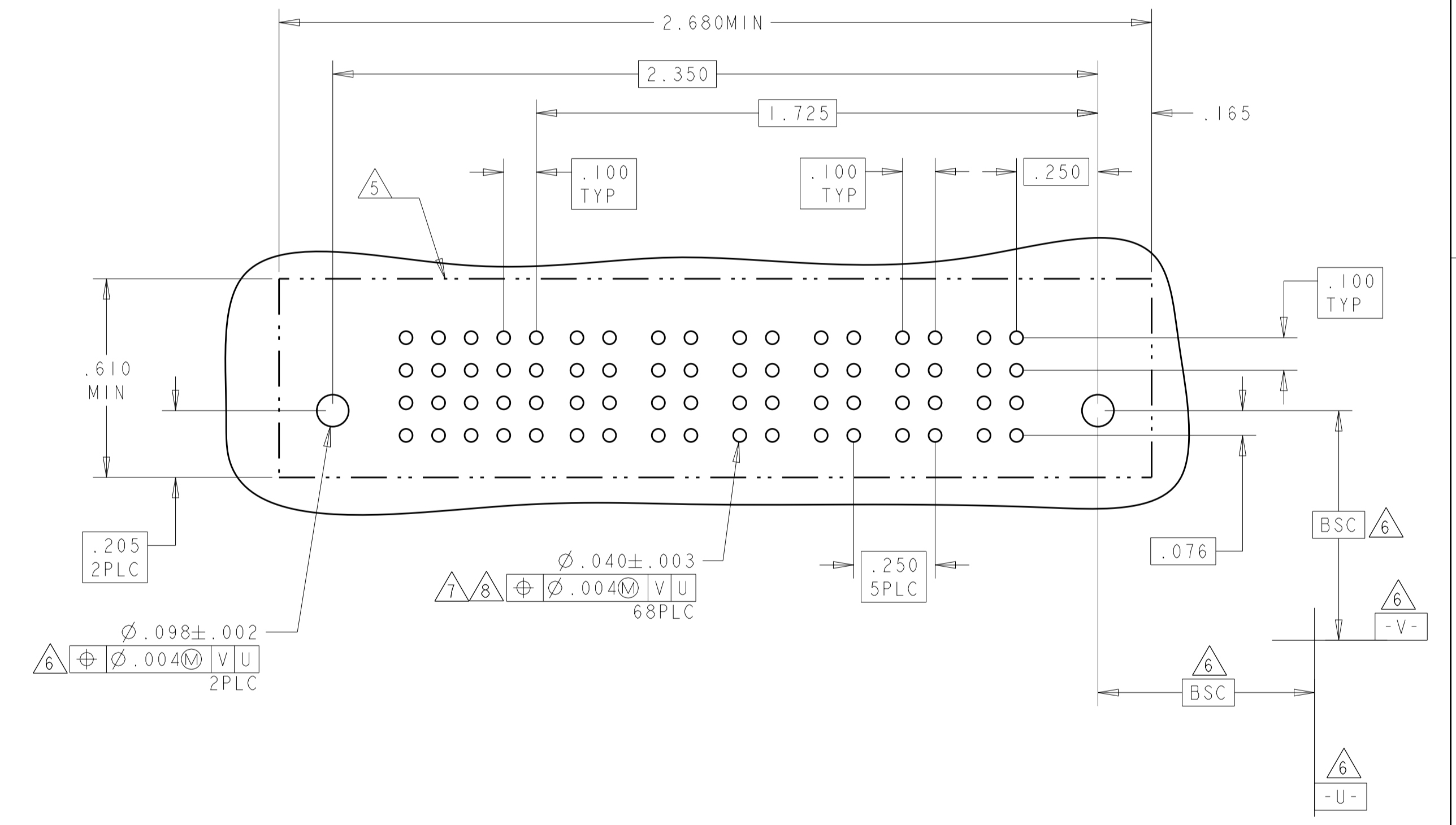
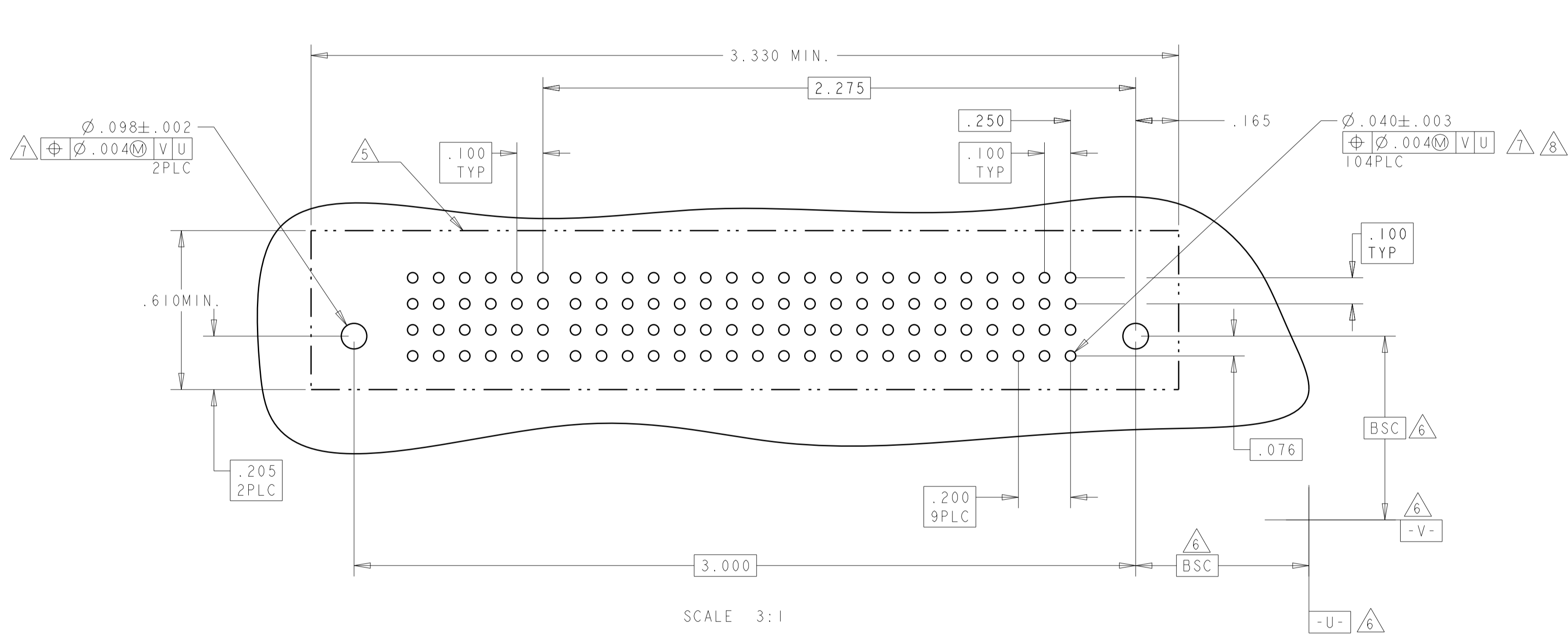


THIS DRAWING IS A CONTROLLED DOCUMENT.		OWN: R. GRZYBOWSKI 15FEB05	TE Connectivity
DIMENSIONS: INCHES		CHK: M. PERCHERKE	
TOLERANCES UNLESS OTHERWISE SPECIFIED:		APVD: M. PERCHERKE	NAME: VERTICAL RECEPTACLE ASSEMBLY WITH GUIDES MULTI-BEAM XL
0 PLC ± .01 1 PLC ± .01 2 PLC ± .01 3 PLC ± .005 4 PLC ± .002 ANGLES ± .020		PRODUCT SPEC: 108-1973	SIZE: CAGE CODE DRAWING NO: A100779
MATERIAL: -		APPLICATION SPEC: 114-13038	RESTRICTED TO: -
FINISH: -		WEIGHT: -	SCALE: 4:1 SHEET 3 OF 8 REV: D2
CUSTOMER DRAWING		DRAWING NO: 6450142	

LOC		DIST		REVISIONS			
P	LYN	DATE	OWN	APVD	DESCRIPTION		
ES	00	-	-	-	SEE SHEET 1		

PART NUMBER	HOUSING P/N	ROWS	SIGNAL					POWER					HD	HD				
			6	5	4	3	2	1	P10	P9	P8	P7			P6	P5	P4	P3
1-6450142-1	1-1450182-8	D C B A	E	E	E	E	E	E	VA	VA	VA	VA	VA	VA	VA	VA	VA	VA
10HDP + 24S																		

PART NUMBER	ROWS	SIGNAL					POWER					HD	HD
		5	4	3	2	1	P6	P5	P4	P3	P2		
1-6450142-3	D C B A	E	E	E	E	E	VM	VM	VM	VM	VM	VM	
6P + 20S													



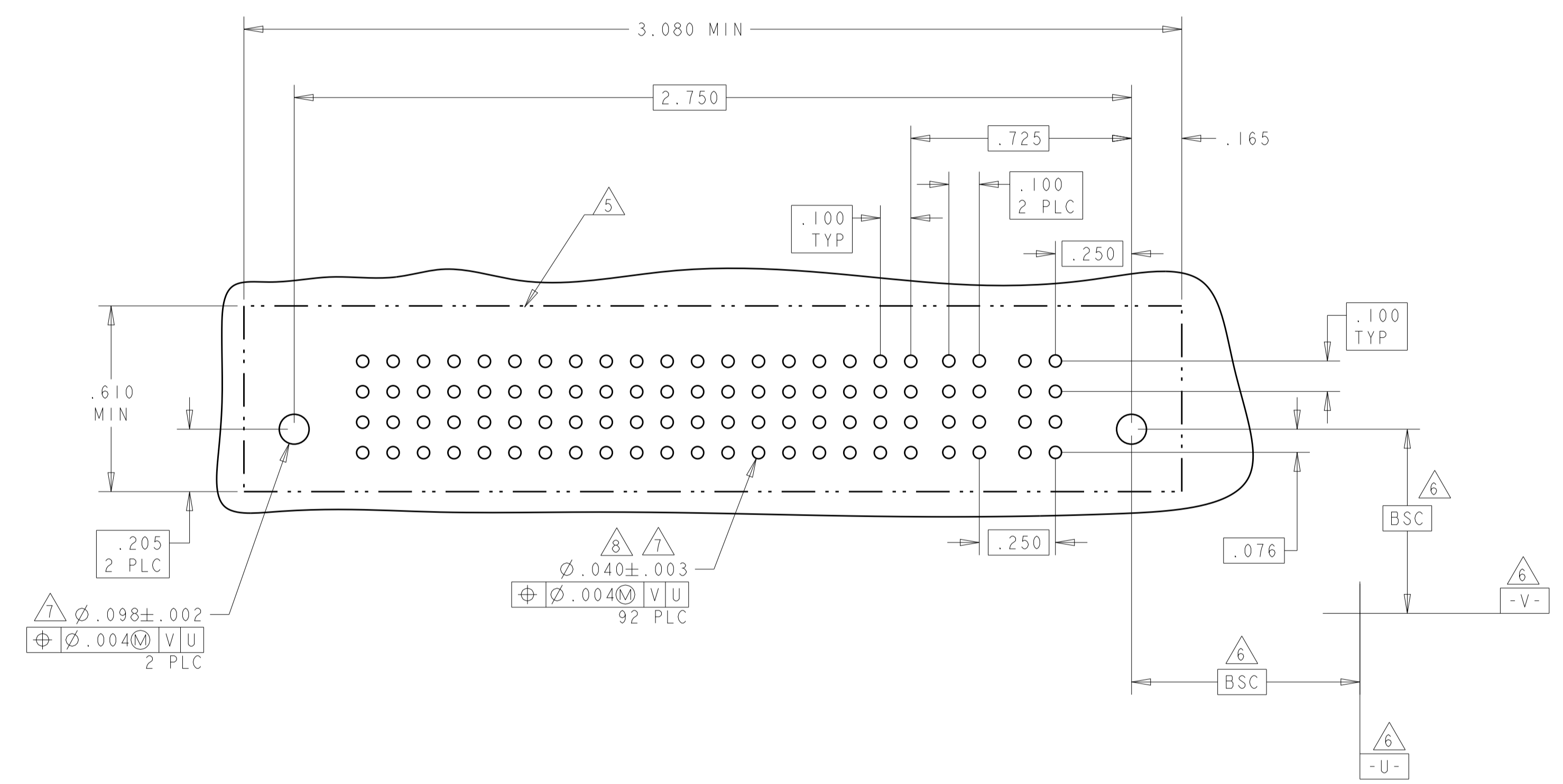
THIS DRAWING IS A CONTROLLED DOCUMENT.

DIMENSIONS:	TOLERANCES UNLESS OTHERWISE SPECIFIED:	OWN: R. GRZYBOWSKI	15FEB05	<b>TE</b> TE Connectivity
INCHES	0 PLC ± .01 1 PLC ± .01 2 PLC ± .01 3 PLC ± .005 4 PLC ± .002 ANGLES ± 0.020	CHK: M. PERCHERKE	15FEB05	
MATERIAL:	FINISH:	APVD: M. PERCHERKE	NAME: VERTICAL RECEPTACLE ASSEMBLY WITH GUIDES MULTI-BEAM XL	RESTRICTED TO
		PRODUCT SPEC: 108-1973	SIZE: A1	
		APPLICATION SPEC: 114-13038	CAGE CODE: C=6450142	
		WEIGHT:	SCALE: 4:1	
		CUSTOMER DRAWING	SHEET 4 OF 8	REV D2



LOC	DIST	REVISIONS					
ES	00	P	LTN	DESCRIPTION	DATE	DMN	APVD
		-		SEE SHEET 1			

PART NUMBER	ROWS	SIGNAL																			POWER	
		19	18	17	16	15	14	13	12	11	10	9	8	7	6	5	4	3	2	1	P2	P1
1-6450142-4	D	E	E	E	E	E	E	E	E	E	E	E	E	E	E	E	E	E	E	E	VM	VM
	C	E	E	E	E	E	E	E	E	E	E	E	E	E	E	E	E	E	E	E		
	B	E	E	E	E	E	E	E	E	E	E	E	E	E	E	E	E	E	E	E		
2P + 76S	A																					



THIS DRAWING IS A CONTROLLED DOCUMENT.

DIMENSIONS: INCHES 	TOLERANCES UNLESS OTHERWISE SPECIFIED: 0 PLC ± 1 PLC ±.01 2 PLC ±.01 3 PLC ±.005 4 PLC ±.0020 ANGLES ±.2°	DWN: R. GRZYBOWSKI 15FEB05 CHK: M. PERCHERKE 15FEB05 APVD: M. PERCHERKE NAME: VERTICAL RECEPTACLE ASSEMBLY WITH GUIDES MULTI-BEAM XL PRODUCT SPEC: 108-1973 APPLICATION SPEC: 114-13038 WEIGHT: - CUSTOMER DRAWING	SIZE: A1 CAGE CODE: 100779 DRAWING NO: 6450142 SCALE: 4:1 SHEET: 5 OF 8 REV: D2
---------------------------	---	---	--

TE Connectivity

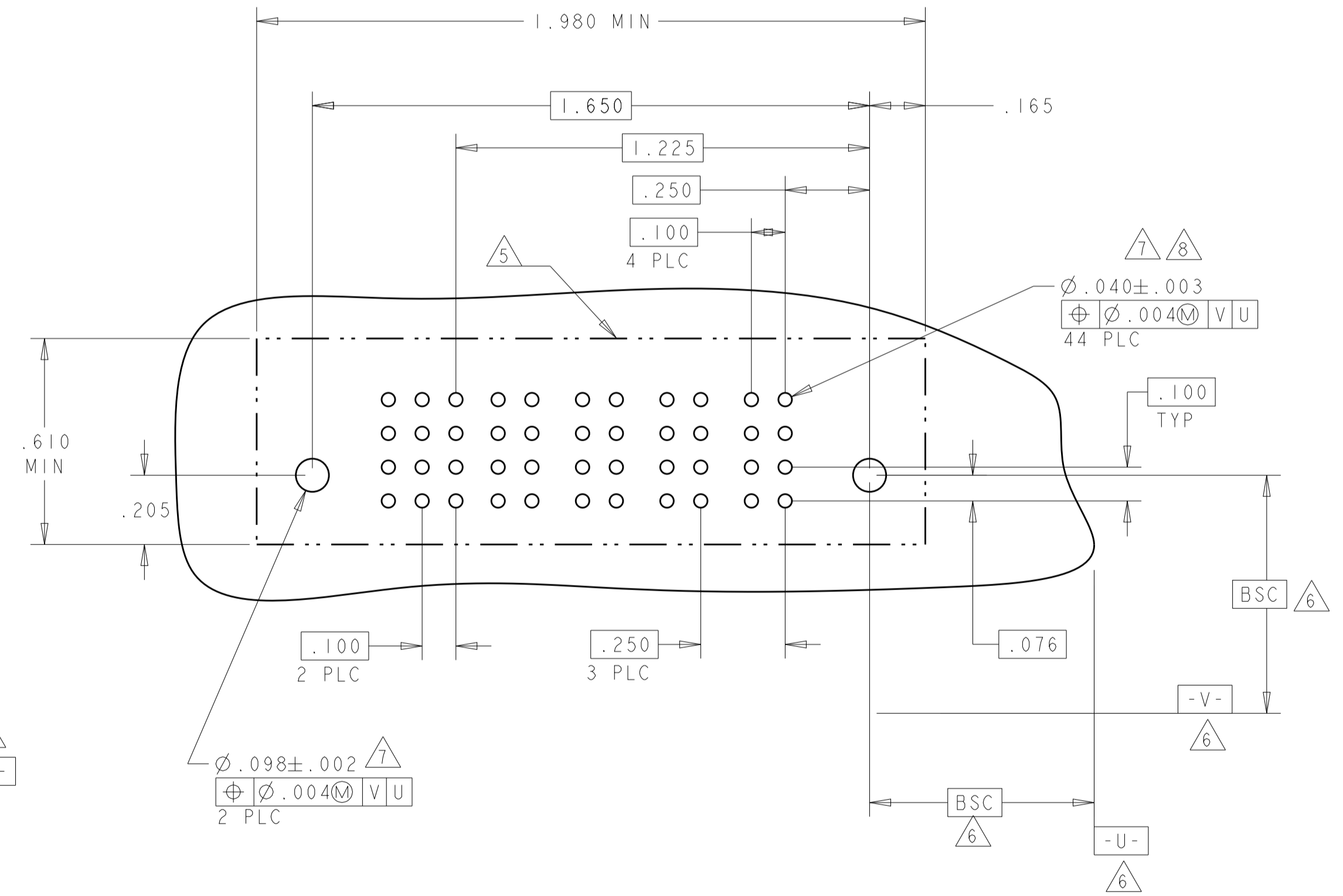
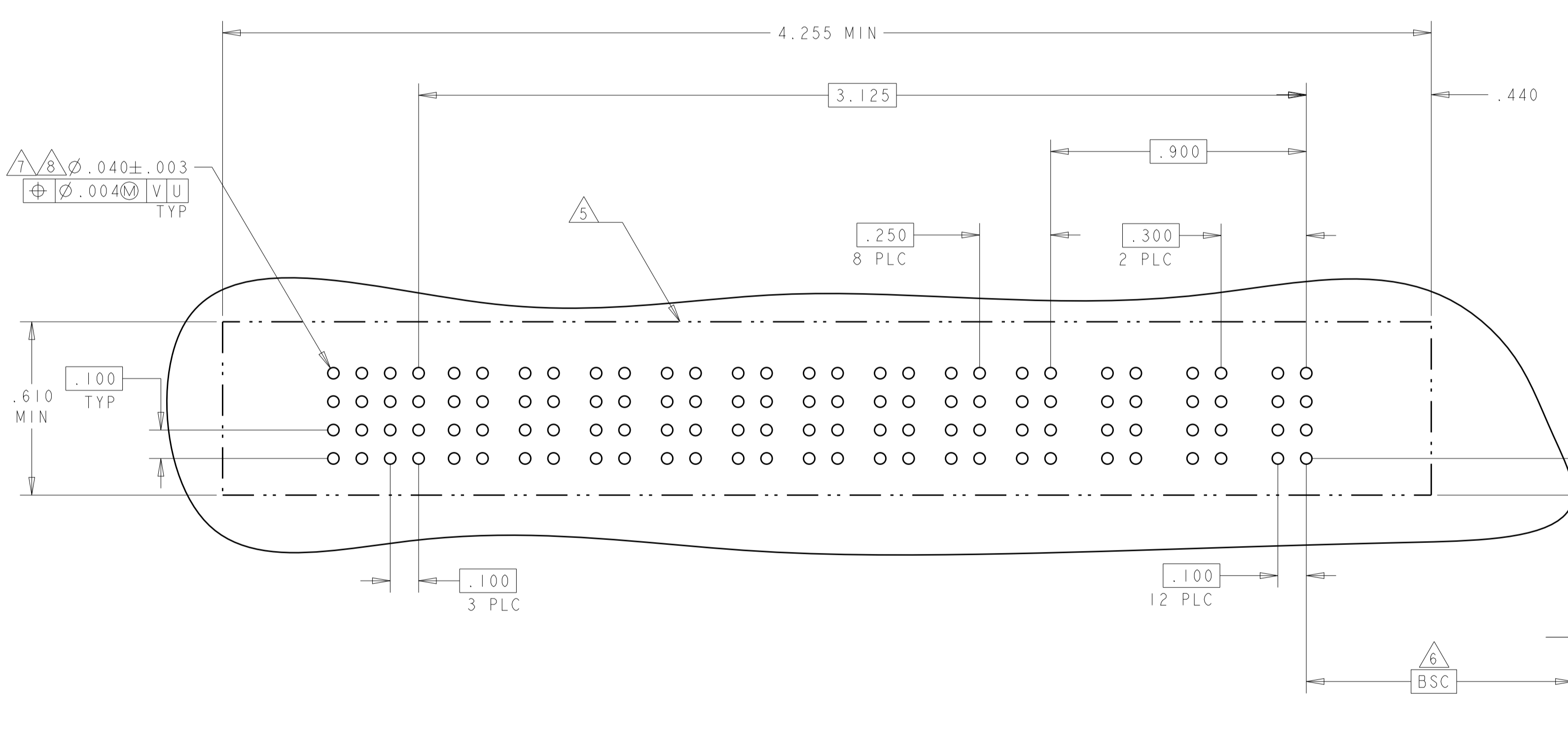
LOC		DIST		REVISIONS			
ES	00	P	LTN	DESCRIPTION	DATE	DWN	APVD
		-		SEE SHEET 1			

PART NUMBER	ROWS	POWER															
		4	3	2	1	P12	P11	P10	P9	P8	P7	P6	P5	P4	P3	P2	P1
I-6450142-7	D	E	E	E	E												
	C	E	E	E	E												
	B	E	E	E	E												
	A	E	E	E	E												

PART NUMBER	ROWS	SIGNAL			POWER			
		3	2	1	P4	P3	P2	P1
I-6450142-8	D	E	E	E				
	C	E	E	E				
	B	E	E	E				
	A	E	E	E				

.250  
8 PLC  
 .300  
3 PLC

(C2)



THIS DRAWING IS A CONTROLLED DOCUMENT. DWN: R. GRZYBOWSKI 15FEB05  
 CHK: M. PERCHERKE 15FEB05  
 APVD: M. PERCHERKE

DIMENSIONS: INCHES  
 TOLERANCES UNLESS OTHERWISE SPECIFIED:  
 0 PLC ±.  
 1 PLC ±.01  
 2 PLC ±.01  
 3 PLC ±.005  
 4 PLC ±.0020  
 ANGLES ±.7°  
 FINISH

MATERIAL: -  
 FINISH: -

PRODUCT SPEC: 108-1973  
 APPLICATION SPEC: 114-13038  
 WEIGHT: -

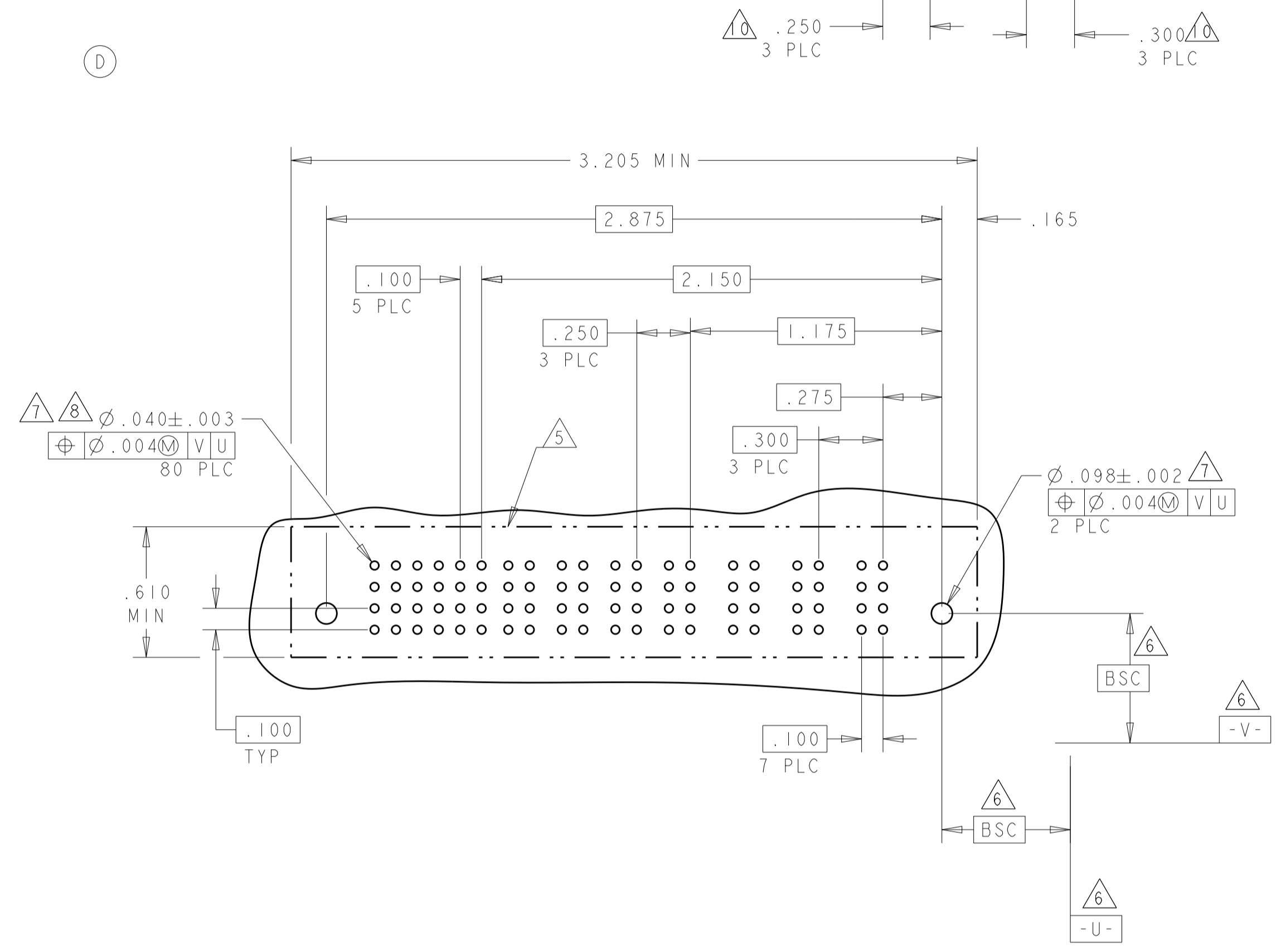
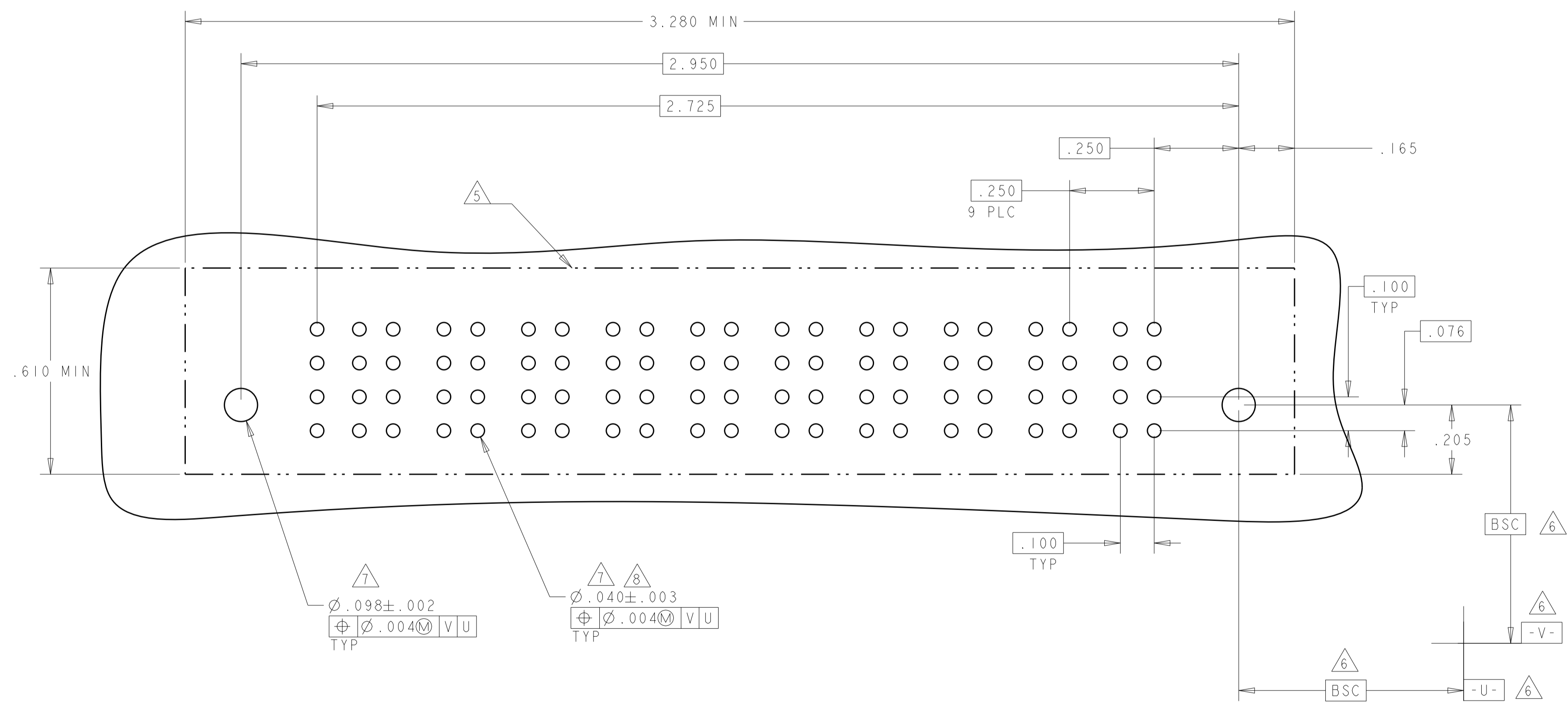
NAME: VERTICAL RECEPTACLE ASSEMBLY WITH GUIDES MULTI-BEAM XL  
 SIZE: A1  
 CAGE CODE: 100779  
 DRAWING NO: 6450142  
 RESTRICTED TO: -

CUSTOMER DRAWING  
 SCALE: 4:1  
 SHEET: 6 OF 8  
 REV: D2

LOC	DIST	REVISIONS			
P	LTN	DESCRIPTION	DATE	OWN	APVD
ES	00	SEE SHEET 1			

PART NUMBER	ROWS	SIGNAL	POWER											
			I	P10	P9	P8	P7	P6	P5	P4	P3	P2	P1	
1-6450142-9	D C B A	E E E E	VM	VM	VM	VM	VM	VM	VM	VM	VM	VM	VM	VM
10P + 4S														

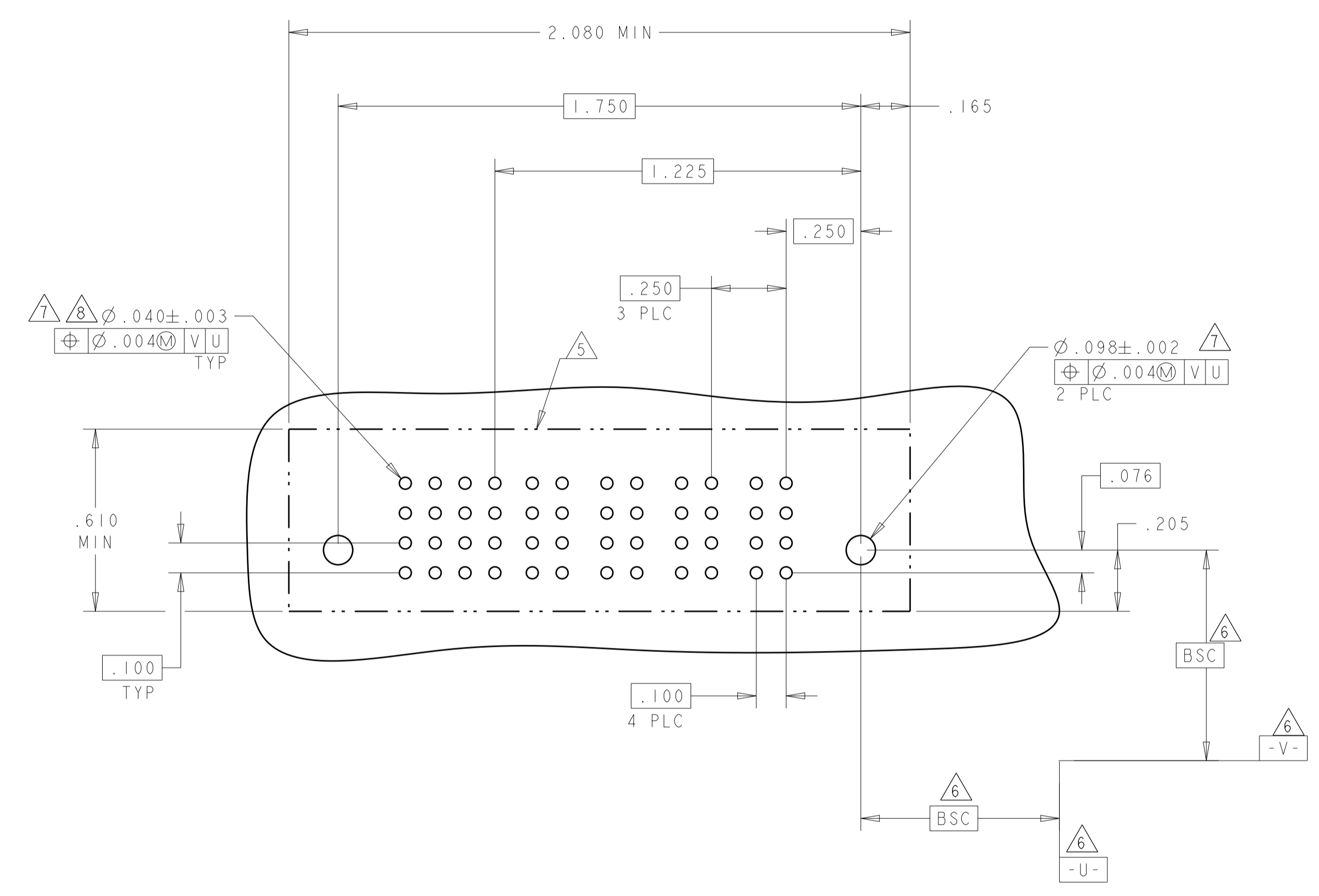
PART NUMBER	ROWS	SIGNAL						POWER						
		6	5	4	3	2	1	P7	P6	P5	P4	P3	P2	P1
2-6450142-0	D C B A	E	E	E	E	E	E	VM	VM	VM	VM	VM	VM	VM
3ACP + 4P + 24S														



THIS DRAWING IS A CONTROLLED DOCUMENT.		OWN: R. GRZYBOWSKI 15FEB05	TE Connectivity
DIMENSIONS: INCHES		CHK: M. PERCHERKE	
TOLERANCES UNLESS OTHERWISE SPECIFIED:		APVD: M. PERCHERKE	NAME: VERTICAL RECEPTACLE ASSEMBLY WITH GUIDES MULTI-BEAM XL
0 PLC ±.01		PRODUCT SPEC: 108-1973	
1 PLC ±.01		APPLICATION SPEC: 114-13038	SIZE: A100779 C=6450142
2 PLC ±.01		WEIGHT: -	
3 PLC ±.005		CUSTOMER DRAWING	SCALE: 4:1
4 PLC ±.002			SHEET 7 OF 8
ANGLES ±.020			REV: D2
FINISH: -			

LOC		DIST		REVISIONS				
		P	LTN	DESCRIPTION	DATE	DWN	APVD	
ES	00	-	-	SEE SHEET 1	-	-	-	

PART NUMBER	ROWS	SIGNAL				POWER			
		4	3	2	1	P4	P3	P2	P1
2-6450142-1	D C B A	E	E	E	E	VA	VA	VA	VA
		E	E	E	E	VA	VA	VA	VA
		E	E	E	E	VA	VA	VA	VA
		E	E	E	E	VA	VA	VA	VA
4P + 16S									



THIS DRAWING IS A CONTROLLED DOCUMENT.		DWN R. GRZYBOWSKI	15FEB05		TE Connectivity	
DIMENSIONS: INCHES		CHK M. PERCHERKE	15FEB05		NAME VERTICAL RECEPTACLE ASSEMBLY WITH GUIDES MULTI-BEAM XL	
TOLERANCES UNLESS OTHERWISE SPECIFIED:		APVD M. PERCHERKE			RESTRICTED TO	
0 PLC ±		PRODUCT SPEC			SIZE	
1 PLC ±.01		APPLICATION SPEC			CAGE CODE DRAWING NO	
2 PLC ±.01		APPLIC. SPEC			A100779	
3 PLC ±.005		CAGE CODE DRAWING NO			C=6450142	
4 PLC ±.0020		APPLIC. SPEC			114-13038	
ANGLES ±.2°		WEIGHT			SCALE 4:1	
FINISH		CUSTOMER DRAWING			SHEET 8 OF 8	
MATERIAL		DATE			REV D2	



单击下面可查看定价，库存，交付和生命周期等信息

[>>TE Connectivity\(泰科\)](#)