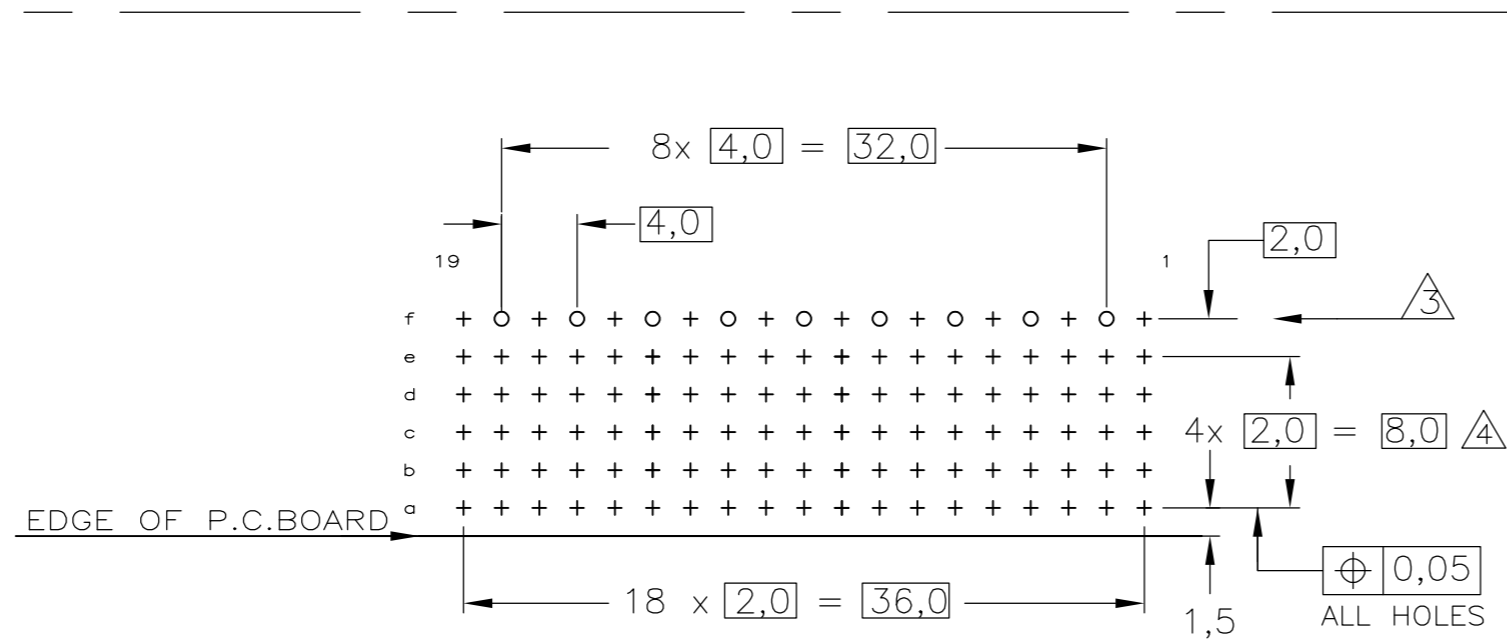
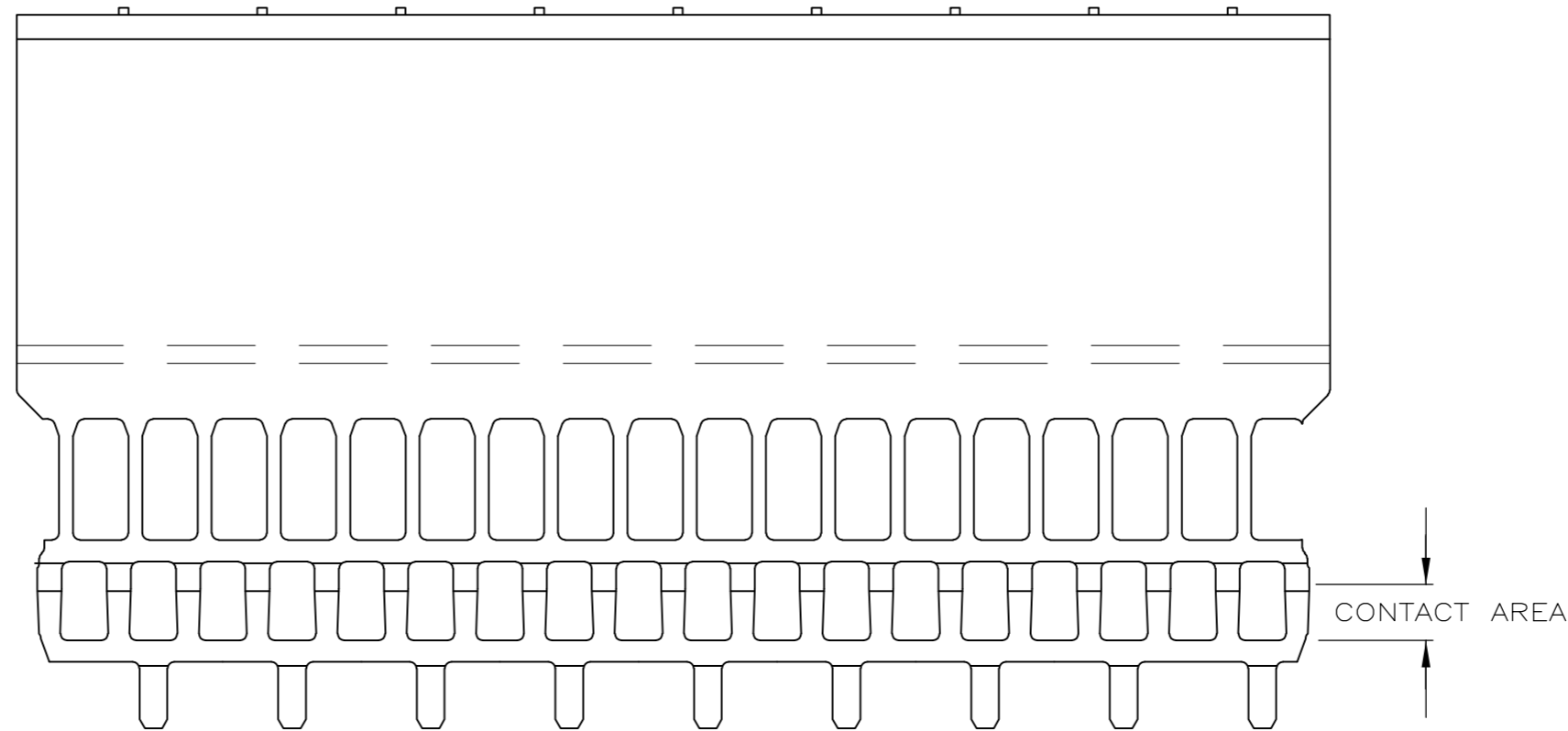
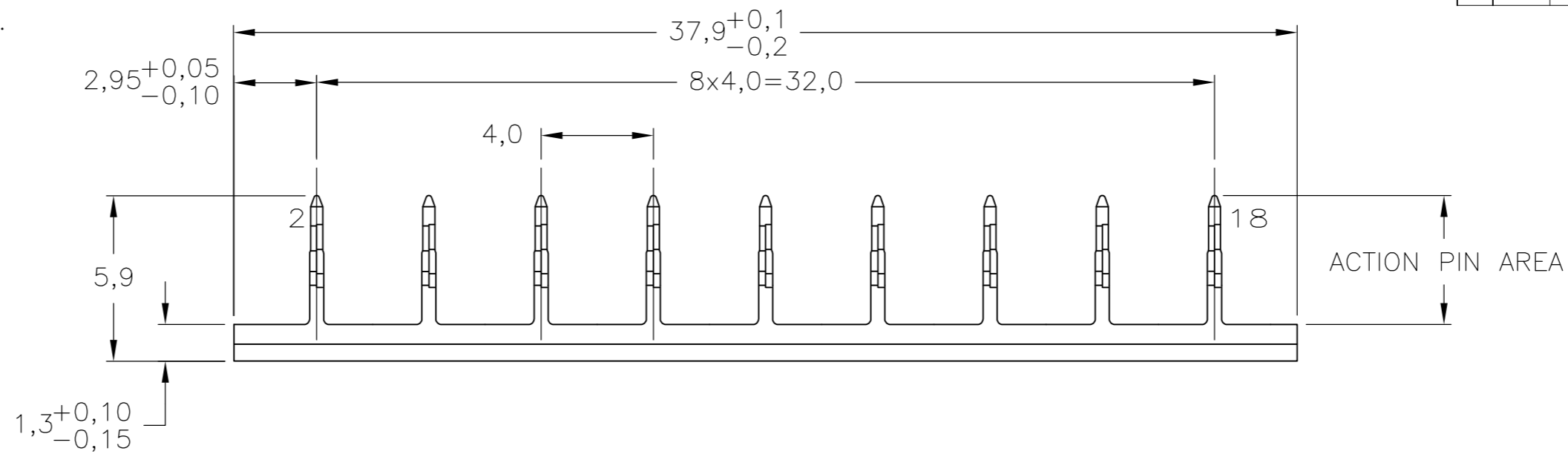
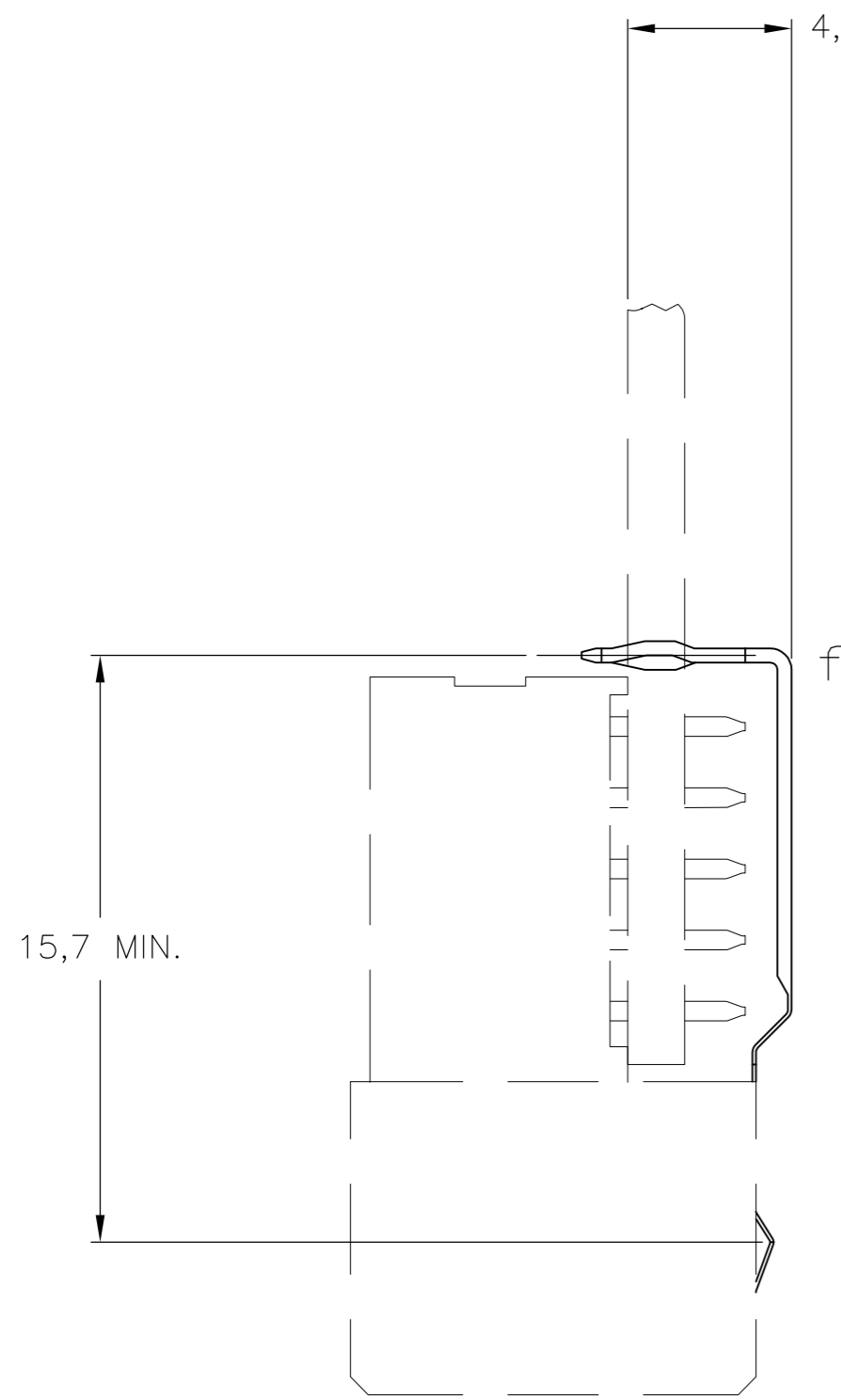


THIS DRAWING IS UNPUBLISHED. RELEASED FOR PUBLICATION
 © COPYRIGHT - By - ALL RIGHTS RESERVED.

LOC		DIST		REVISIONS			
P	LTR	DESCRIPTION	DATE	DWN	APVD		
D		REVISED PER ECO-13-015151	13DEC2013	FL	FY		



COMPONENT SIDE AS SHOWN
 RECOMMENDED PCB-HOLE LAY-OUT

P.C.B. HOLE DIM. ACTION PIN
 FOR DETAILS: SEE
 APPLICATION SPECIFICATION

NOTES:

- ⚠ GENERAL PLATING SPECIFICATION: UNDERPLATING (ENTIRE CONTACT): 1,27μm NICKEL MIN.AND ACTION PIN: 0,5μm TIN MIN. FOR PLATING OF MATING SURFACES SEE PERFORMANCE LEVEL SHOWN IN PART NUMBER TABLE.
- ⚠ MATERIAL; PHOSPHORBRONZE.
- ⚠ ROW "f" 9 PLATED THROUGH HOLES FOR LOWERSHIELD.
- ⚠ HOLE PATTERN FOR FEMALE CONNECTOR TYPE B-19 COLUMNS WITH UPPERSHIELD, 95+10 PLATED-THROUGH HOLES AT 2x2mm SQUARE GRID MAX. BOARD THICKNESS 3,5 mm.
- ⚠ SHIELDS LUBRICATED WITH BELLCORE APPROVED LUBRICANT. TECHNICAL REF: TR-NWT-001217 ISSUE 1, SEPT. 1992.
- ⚠ OBSOLETE PARTS: OBSOLETE CIS STREAMLINING PER D.RENAUD/D.SINISI
- ⚠ CONFORMS TO ALL TESTING ACCORDING IEC 61076-4-101 PERFORMANCE LEVEL 2.
- ⚠ CONFORMS TO ALL TESTING ACCORDING IEC 61076-4-101 PERFORMANCE LEVEL 1.
- ⚠ CONNECTOR TESTED AND QUALIFIED AGAINST TELCORDIA GR-1217-CORE QUALITY LEVEL III,CENTRAL OFFICE APPLICATIONS.
- ⚠ 0.76μm MIN GOLD PLATING AT MATING SURFACE.

FINISH	MATERIAL	PARTNUMBER
⚠ 1 ⚠ 8 ⚠ 11	⚠ 2	4-5352029-0
⚠ 1 ⚠ 6 ⚠ 10	⚠ 2	5352029-9
⚠ 1 ⚠ 8	⚠ 2	5352029-2

THIS DRAWING IS A CONTROLLED DOCUMENT.		DWN K.N.KIRAN 14AUG04	TE Connectivity																			
DIMENSIONS: mm	TOLERANCES UNLESS OTHERWISE SPECIFIED: ±0.2	CHK B.MOOIJ 25MAR05	Z-PACK 2mm HM GROUND RETURN LOWER SHIELD TYPE B-19 COLUMNS																			
<table border="1"> <tr> <td>6-PLG</td> <td>±</td> <td></td> </tr> <tr> <td>1-PLG</td> <td>±</td> <td></td> </tr> <tr> <td>2-PLG</td> <td>±</td> <td></td> </tr> <tr> <td>3-PLG</td> <td>±</td> <td></td> </tr> <tr> <td>4-PLG</td> <td>±</td> <td></td> </tr> <tr> <td>ANGLES</td> <td>±</td> <td></td> </tr> </table>		6-PLG	±		1-PLG	±		2-PLG	±		3-PLG	±		4-PLG	±		ANGLES	±		APVD B.MOOIJ 25MAR05	NAME 108-19082 APPLICATION SPEC	SIZE A2
6-PLG	±																					
1-PLG	±																					
2-PLG	±																					
3-PLG	±																					
4-PLG	±																					
ANGLES	±																					
MATERIAL	FINISH	PRODUCT SPEC 114-19029	WEIGHT	CAGE CODE 00779																		
		WEIGHT	DRAWING NO C=5352029																			
		CUSTOMER DRAWING		RESTRICTED TO -																		
		SCALE 5:1	SHEET 1 of 1	REV D																		

单击下面可查看定价，库存，交付和生命周期等信息

[>>TE Connectivity\(泰科\)](#)