P.C.B. HOLE DIM. ACTION PIN				
DRILLED HOLE	±1,15	±0,025		mm
FIN. HOLE	±0,94	to	1,09	mm
AFTER REFLOW	±0,91	to	1,09	mm
Cu-thks	±0,025	to	0,075	mm
SnPb-thks	±0,004	to	0,010	mm

DO NOT SCALE
DIMENSIONS IN mm

METRIC

THIRD ANGLE PROJECTION



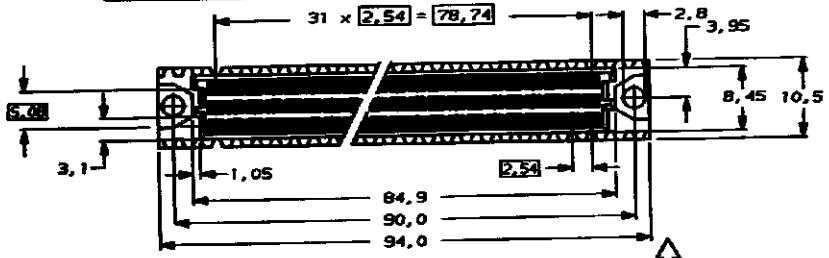

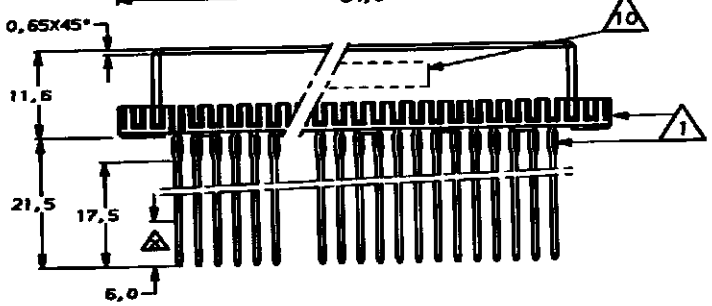

NOTES:

1. CONNECTOR MEETS THE REQUIREMENTS ACC. DIN 41612 AND DIN 41611, PART 2 AND 5.
2. MATERIAL CONTACT: PHOSPHORBRONZE. MATERIAL HOUSING: GLASSFILLED THERM. POLYESTER.
3. AT CONTACTAREA 1,25 µm GOLD OVER 1,25 µm NICKEL. REMAINDER 1,25 µm TIN-LEAD (93/7).
4. AT CONTACTAREA 0,8 µm GOLD OVER 1,25 µm NICKEL. REMAINDER 1,25 µm TIN-LEAD (93/7).
5. AT CONTACTAREA 2,0 µm GOLD OVER 1,25 µm NICKEL. REMAINDER 1,25 µm TIN-LEAD (93/7).
6. AT CONTACTAREA AND AREA 2 1,25 µm GOLD OVER 1,25 µm NICKEL. AT ACTION PIN AREA 1,25 µm TIN LEAD (93/7).
7. AT CONTACTAREA AND AREA 2 0,8 µm GOLD OVER 1,25 µm NICKEL. AT ACTION PIN AREA 1,25 µm TIN LEAD (93/7).
8. AT CONTACTAREA AND AREA 2 2,0 µm GOLD OVER 1,25 µm NICKEL. AT ACTION PIN AREA 1,25 µm TIN LEAD (93/7).
9. AT CONTACT AREA 1,25 µm GOLD AND AREA 2 0,8 µm GOLD OVER 1,25 µm NICKEL. AT ACTION PIN AREA 1,25 µm TIN LEAD (93/7).
10. CONNECTOR PRINTED WITH PARTNUMBER AND DATECODE ON OUTSIDE OF MATING AREA OF ROW c.

DOC. CENTRE
26 AUG. 1993

FINISH	MATERIAL	PARTNUMBER
2	2	9-106203-1
2	2	1-106203-7
2	2	1-106203-4
2	2	1-106203-1
2	2	106203-7
2	2	106203-4
2	2	106203-1

ROW	1	2	3	4	5	6	7	8	9	10	11	12	13	14	15	16	17	18	19	20	21	22	23	24	25	26	27	28	29	30	31	32
a	X	X	X	X	X	X	X	X	X	X	X	X	X	X	X	X	X	X	X	X	X	X	X	X	X	X	X	X	X	X	X	X
b	·	·	·	·	·	·	·	·	·	·	·	·	·	·	·	·	·	·	·	·	·	·	·	·	·	·	·	·	·	·	·	·
c	X	X	X	X	X	X	X	X	X	X	X	X	X	X	X	X	X	X	X	X	X	X	X	X	X	X	X	X	X	X	X	X
a.cont	n	-	0	0	0	0	0	0	0	0	0	0	0	0	0	0	0	0	0	0	0	0	0	0	0	0	0	0	0	0	0	n

AN ASTERISK „X" DENOTES A SIGNAL CONTACT.

LTR.	REVISION RECORD	DR.	CHK.	DATE
0	EH-0037-93	Lvdh	J.V.G	15 FEB'93

DR. DATE: 15 FEB'93 CHK. DATE: 17.3.93 APP. DATE: 17-3-93

CUSTOMER DRAWING
FOR REFERENCE ONLY WILL NOT BE UPDATED

© COPYRIGHT 19- BY AMP HOLLAND B.V. ALL INTERNATIONAL RIGHTS RESERVED. AMP PRODUCTS MAY BE COVERED BY U.S. AND FOREIGN AND/OR PATENTS PENDING.

THIS DRAWING IS UNPUBLISHED
RELEASED FOR PUBLICATION: 19-

AMP
AMP HOLLAND B.V.
's-Hertogenbosch,
The Netherlands.

NAME: 64 POS FEMALE W.W. CONN. ASS'Y ACC. DIN 41612 WITH ACTION-PIN FOR 1,6mm P.C.BOARD THK'S.

DWG. No. C-106203 | REV. LTR. 0 | SHEET 1 of 1 | A3

Downloaded From Oneyac.com

单击下面可查看定价，库存，交付和生命周期等信息

>>TE Connectivity(泰科)

Downloaded From Oneyac.com