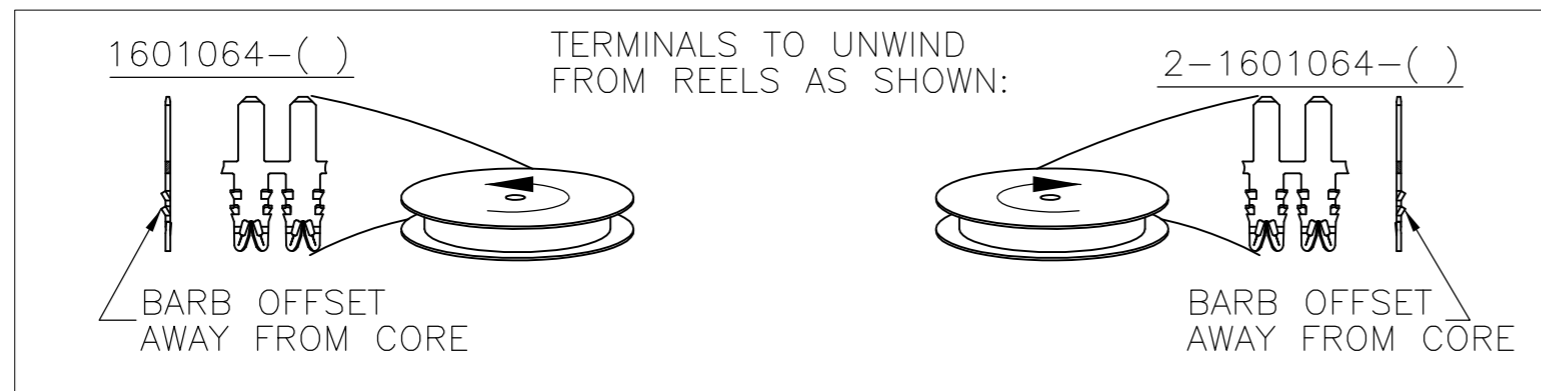
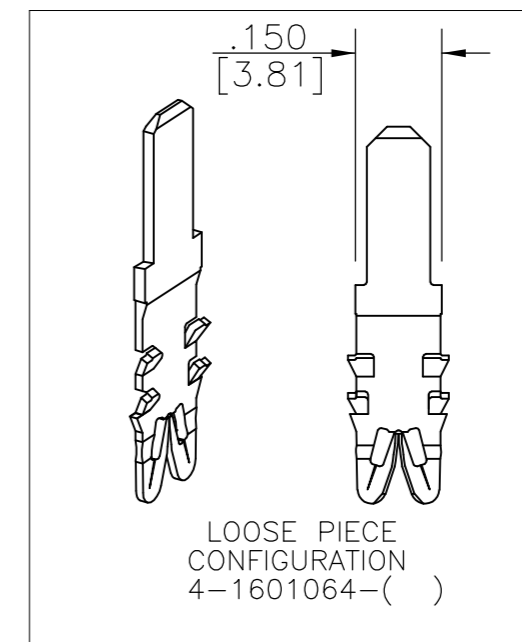
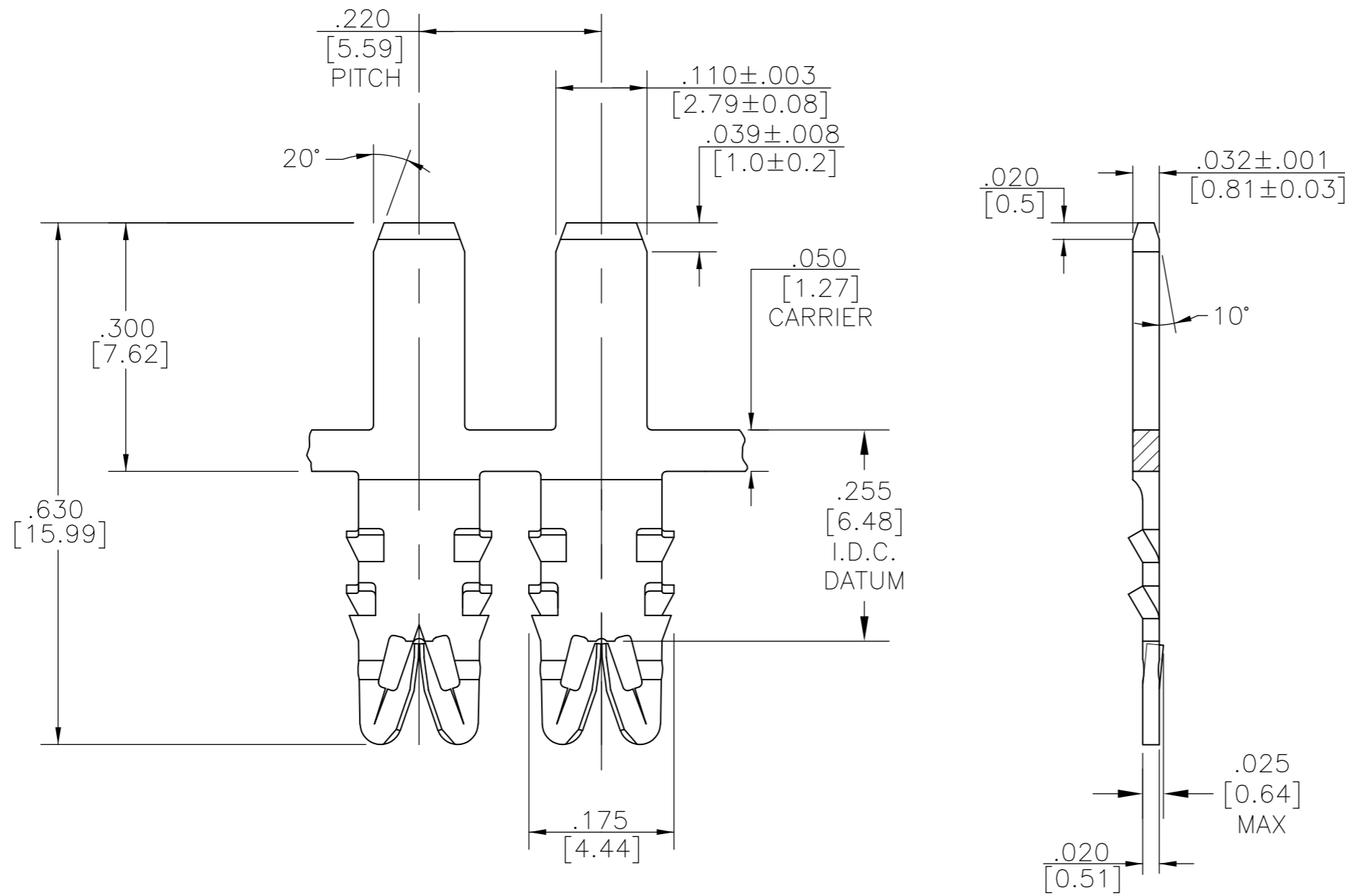


THIS DRAWING IS UNPUBLISHED. RELEASED FOR PUBLICATION
 © COPYRIGHT BY TYCO ELECTRONICS CORPORATION. ALL RIGHTS RESERVED.

LOC	DIST	REVISIONS			
P	LTR	DESCRIPTION	DATE	DWN	APVD
AF	50				
	D1	REVISED PER ECR-07-024005	15OCT07	HMR	GJ
	D2	REVISED PER ECO-09-024606	28OCT09	KK	AEG

- 1 SPECIFICATIONS:
MAGNET WIRE #18 - #34 AWG,
.040" (1.02MM)-.006" (0.16MM) DIA. COPPER.
OTHER SIZES MAY BE ACCOMMODATED,
CONSULT TYCO ELECTRONICS FOR APPROVAL.
- 2 POCKET RECOMMENDATION: #1601425
- 3 TERMINAL APPLICATION TO COMPLY WITH TYCO ELECTRONICS SPECIFICATION 114-13166 FIGURE 9.
- 4 TERMINALS SUPPLIED ON REELS, CAN BE SUPPLIED LOOSE PIECE.
- 5 OBSOLETE PARTS: OBSOLETE CIS STREAMLINING PER D.RENAUD/D.SINISI



5 OBSOLETE

-	-	-
-	-	-
-	-	-
-	-	-
UNPLATED	-	-2-1601064-1
UNPLATED	-	1601064-1
FINISH	REFERENCE PART NUMBER	TYCO PART NUMBER
THIS DRAWING IS A CONTROLLED DOCUMENT.		DWN R FLAIG 25FEB2002
DIMENSIONS: INCHES		CHK G JACONO 25FEB2002
TOLERANCES UNLESS OTHERWISE SPECIFIED:		APVD K.RANDOLPH 25FEB2002
0 PLC ± -		NAME
1 PLC ± -		STD. RANGE WIRE TO .110 X .032
2 PLC ± .010 [0.25]		MULTI-BARB TAB SIAMEZE TERMINAL
3 PLC ± .005 [0.13]		SIZE CAGE CODE DRAWING NO RESTRICTED TO
4 PLC ± -		A2 00779 C=1601064
ANGLES ± 2°		SCALE 6:1 SHEET 1 of 1 REV D2
MATERIAL BRASS, 1/2 HARD	FINISH SEE TABLE	WEIGHT -
CUSTOMER DRAWING		

单击下面可查看定价，库存，交付和生命周期等信息

[>>TE Connectivity\(泰科\)](#)