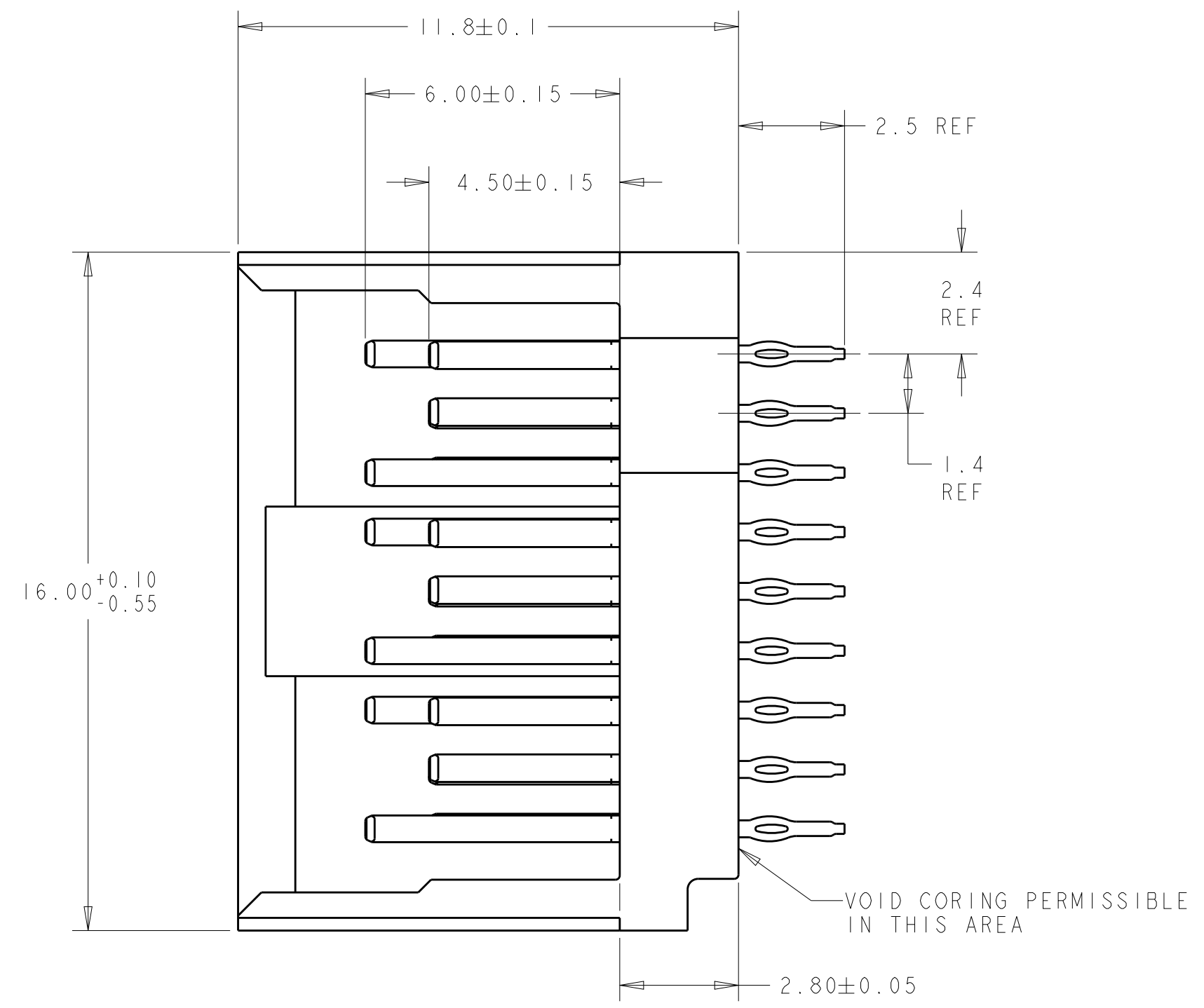
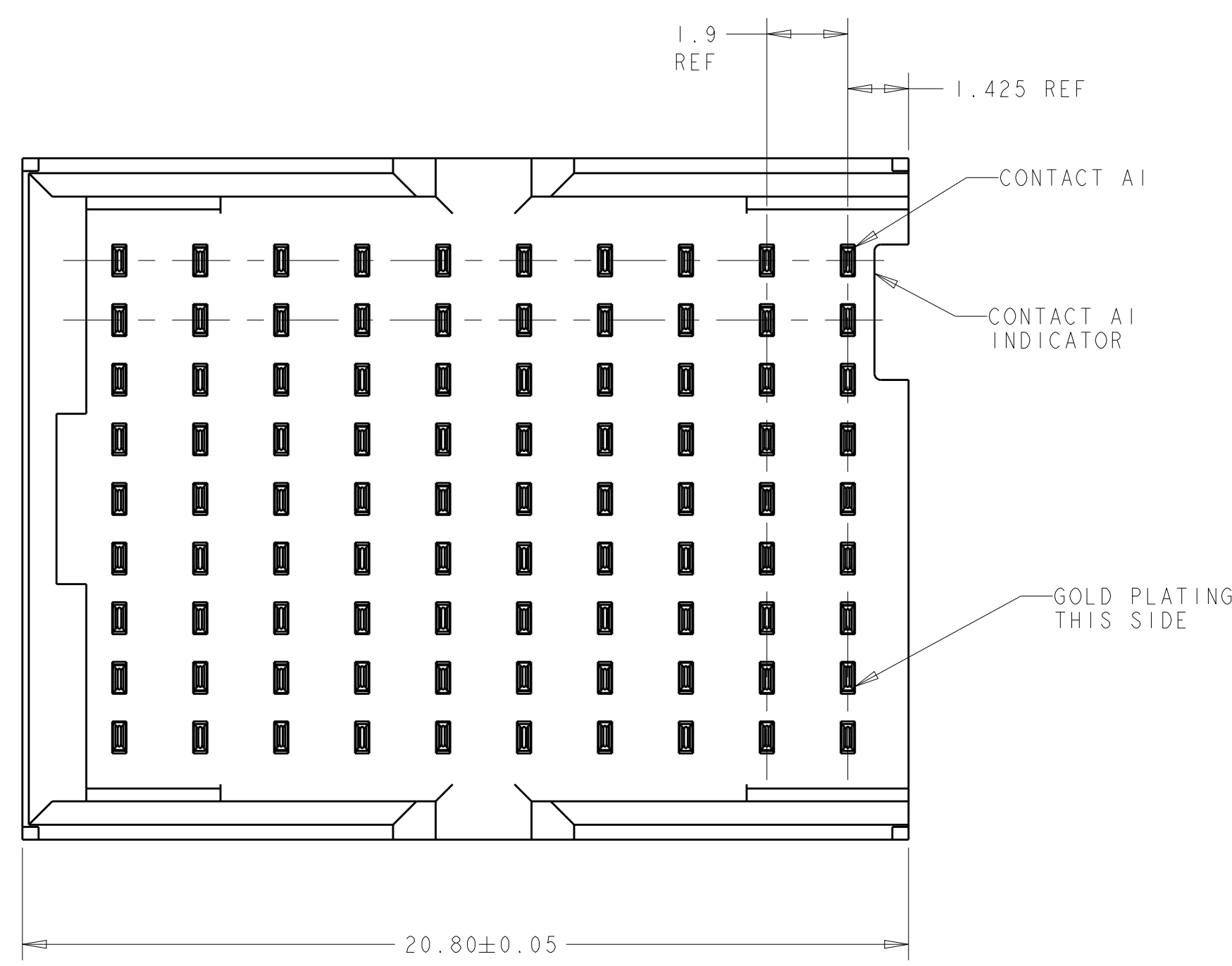
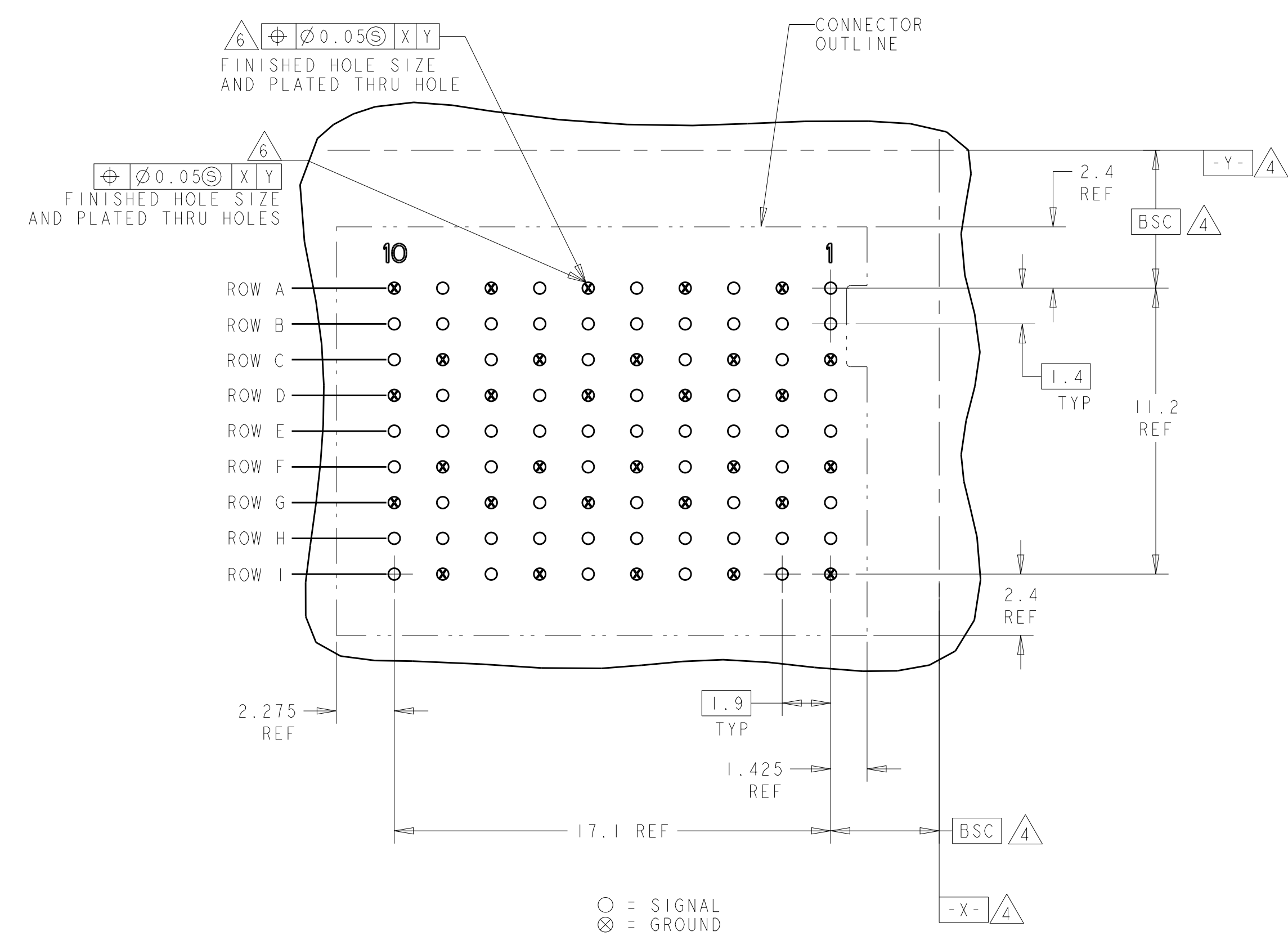
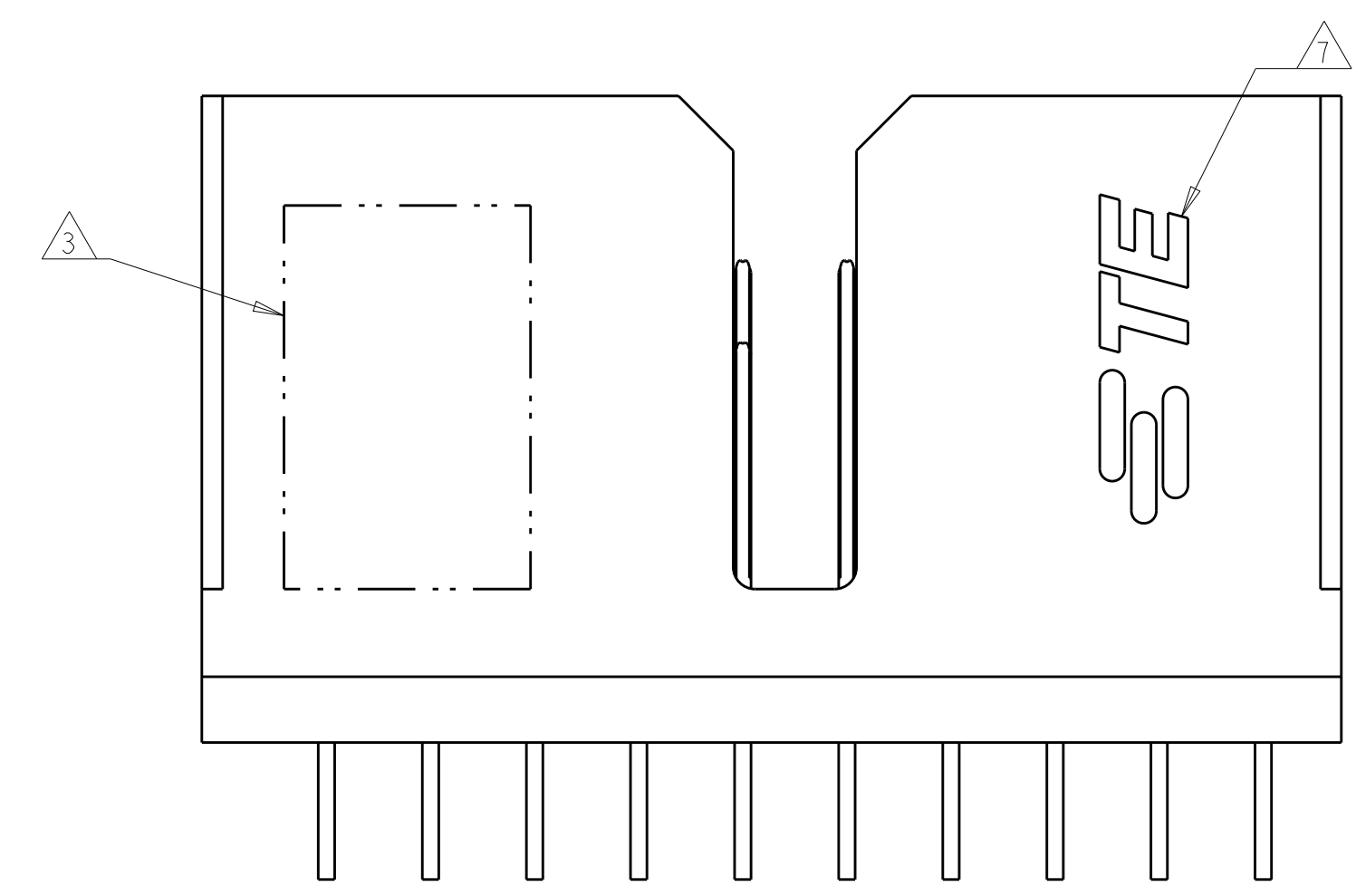


| LOC | | DIST | | REVISIONS | | | |
|-----|-----|---------------------------|-----------|-----------|------|--|--|
| P | LTN | DESCRIPTION | DATE | DWN | APVD | | |
| E | | REVISED PER ECO-13-010626 | 07AUG2013 | KH | RP | | |
| F | | REVISED PER ECO-19-009248 | 05JUL2019 | AP | SY | | |



- 1 MATERIAL:
CONTACT - PHOS BRONZE
HOUSING - LCP, UL 94V-0, COLOR - BLACK
- 2 FINISH:
CONTACT AREA FINISH CONFORMS TO THE REQUIREMENTS OF TE PRODUCT SPECIFICATION 108-2303; BASED ON TELCORDIA GR-1217-CORE FOR SYSTEM QUALITY LEVEL III, APPLICATIONS IN CONTROLLED ENVIRONMENTS (CENTRAL OFFICE).
COMPLIANT PIN AREA - 0.5µm MIN MATTE TIN OVER 1.27µm MIN NICKEL.
- 3 CONNECTOR MARKED WITH PART NUMBER, DATE CODE AND STANDARD IN APPROXIMATE AREA SHOWN
- 4 DATUMS AND BASIC DIMENSIONS ESTABLISHED BY CUSTOMER.
- 5 CONTACT AREA LUBRICATED WITH BELLCORE APPROVED LUBRICANT. TECHNICAL REFERENCE GR-1217-CORE, ISSUE 1, NOVEMBER 1995.
- 6 REFERENCE APPLICATION SPEC 114-13202 FOR RECOMMENDED PLATED THRU HOLE DIAMETER AND PLATING THICKNESSES.
- 7 SHOWN LOGO OR OTHER TE OWNED LOGOS IN APPROXIMATE AREA.



○ = SIGNAL
 ⊗ = GROUND
 RECOMMENDED PC BOARD LAYOUT BACKPLANE, COMPONENT SIDE SHOWN
 SCALE 6:1

1934341-1
 PART NUMBER

| | | | |
|--|--|-------------------------|---|
| THIS DRAWING IS A CONTROLLED DOCUMENT. | | DWN S. MAGARO 08JUN2007 | TE Connectivity |
| DIMENSIONS: mm | | CHK W. DAVIS 08JUN2007 | |
| TOLERANCES UNLESS OTHERWISE SPECIFIED: | | APVD W. DAVIS 08JUN2007 | NAME HEADER ASSEMBLY, RIGHT WALL, 3 PAIR, 10 COLUMN TinMan |
| 0 PLC ± | | PRODUCT SPEC | |
| 1 PLC ± | | APPLICATION SPEC | SIZE CAGE CODE DRAWING NO RESTRICTED TO A100779C=1934341 |
| 2 PLC ± | | WEIGHT | |
| 3 PLC ± | | Customer Drawing | SCALE 8:1 SHEET 1 OF 1 REV F |
| 4 PLC ± | | | |
| ANGLES ± | | | |
| FINISH | | | |

单击下面可查看定价，库存，交付和生命周期等信息

[>>TE Connectivity\(泰科\)](#)