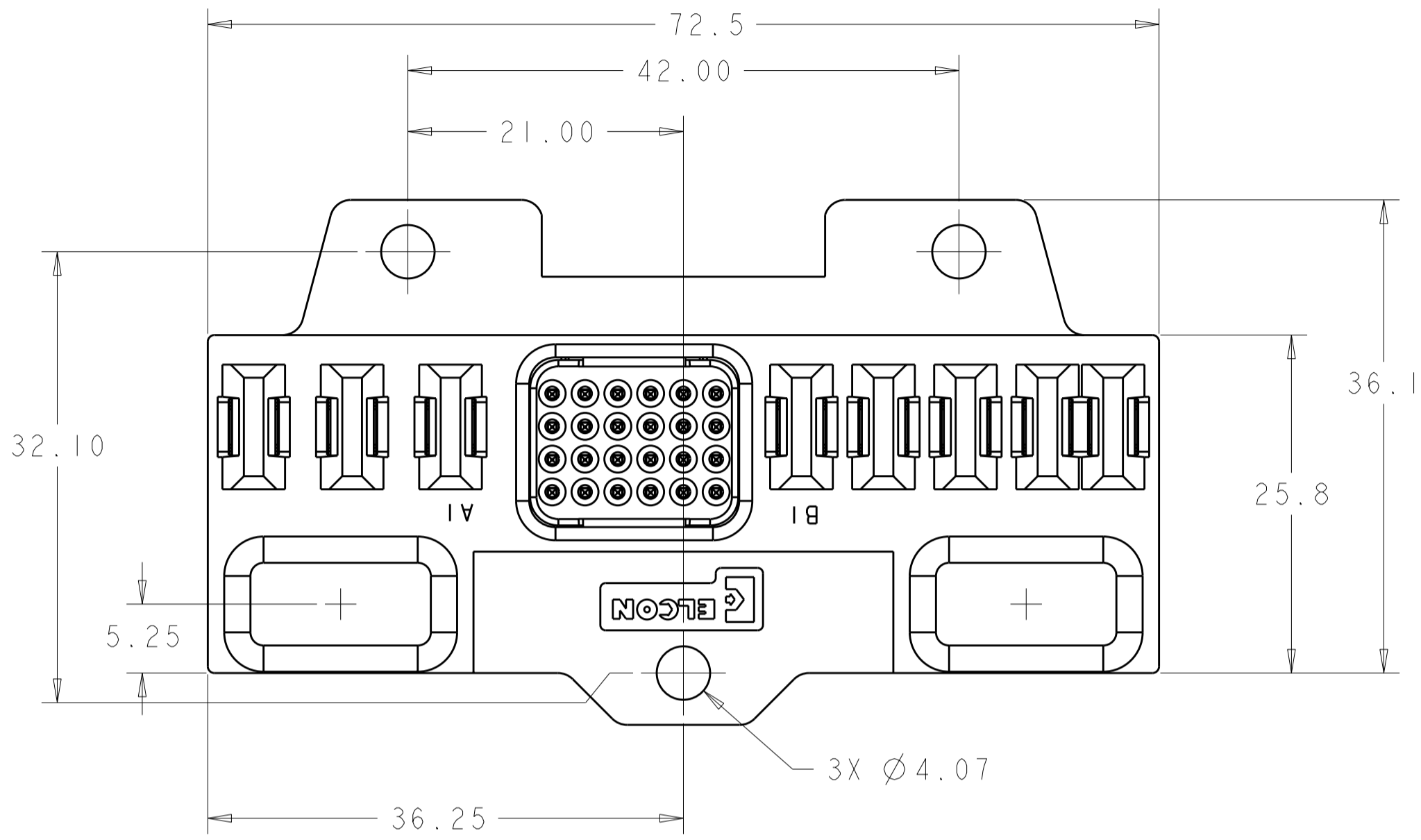


THIS DRAWING IS UNPUBLISHED. RELEASED FOR PUBLICATION 20
 © COPYRIGHT 20 BY TYCO ELECTRONICS CORPORATION. ALL RIGHTS RESERVED.

LOC		DIST		REVISIONS			
P	LTR	DESCRIPTION	DATE	DWN	APVD		
GP	00	B	REV PER ECO-08-014871	26JUN2008	RG	PD	



1. PART NUMBER CHANGES AND OR DESIGN CHANGES AFFECTING ITEM INTERCHANGEABILITY REQUIRE PRIOR TYCO ELECTRONICS APPROVAL AND AUTHORIZATION BY REVISION TO THIS DRAWING.

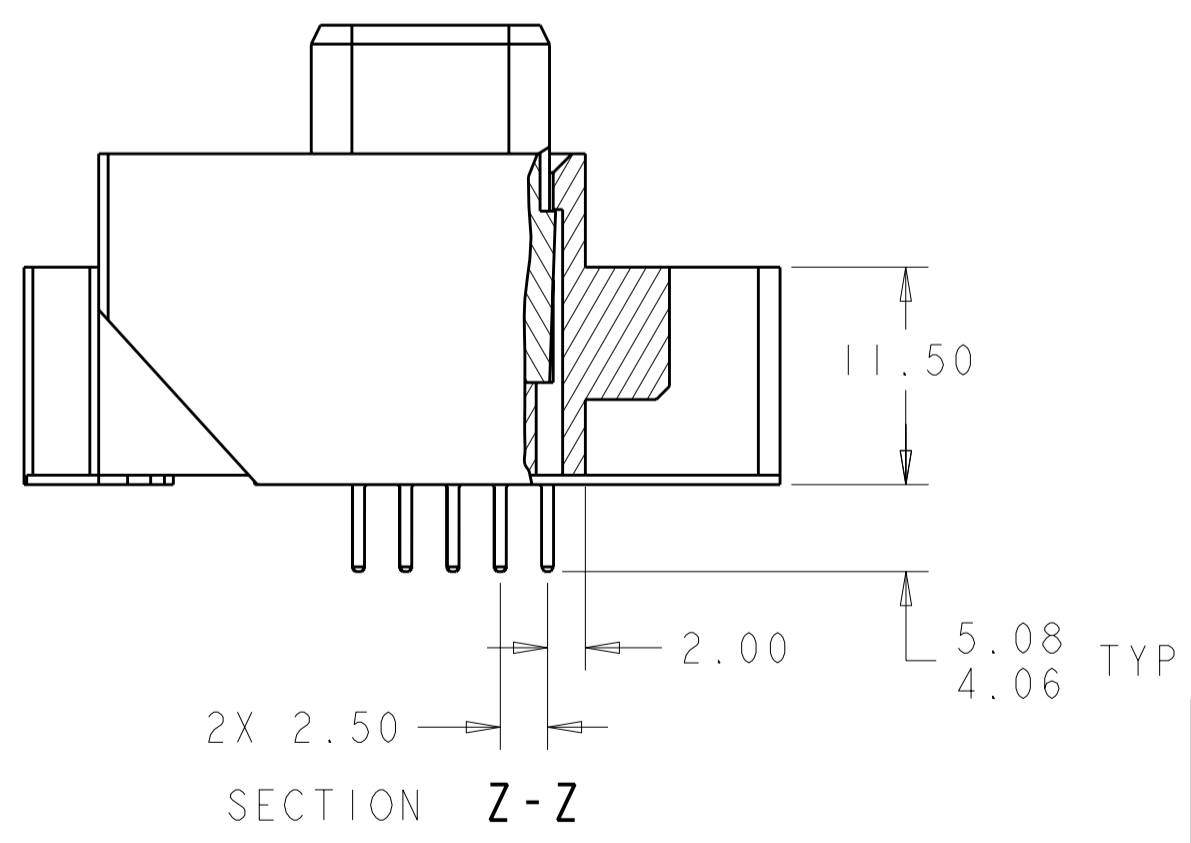
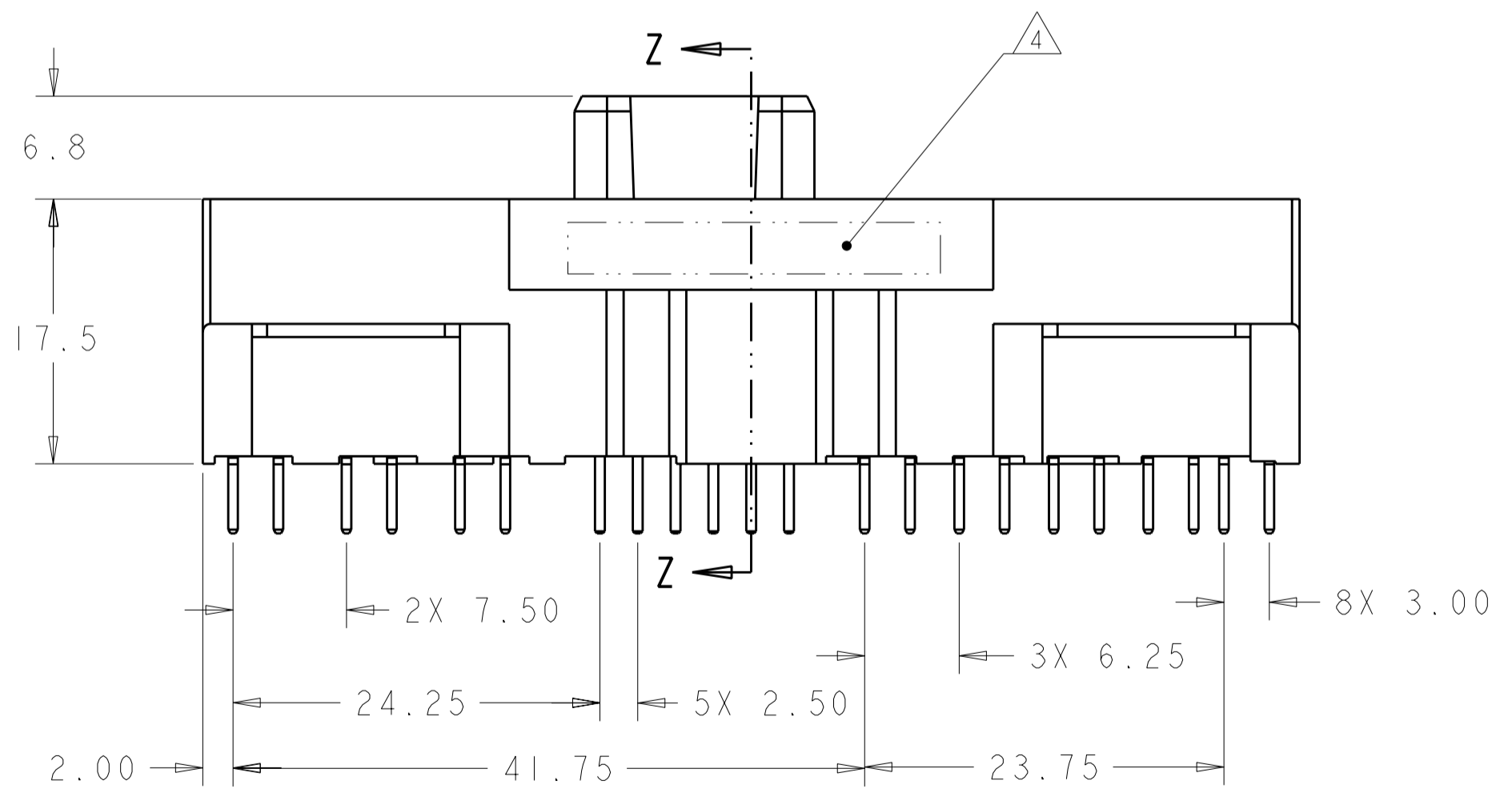
2 MATERIAL:
 INSULATORS - THERMOPLASTIC, GLASS REINFORCED, COLOR: BLACK
 UL94V-0 FLAMMABILITY RATED.
 CROWN BAND: BERYLLIUM COPPER
 SOLDER SIGNAL PIN - BRASS ALLOY
 COMPLIANT SIGNAL PIN - PHOSPHOR BRONZE

3 FINISH:
 SOLDER CONTACTS - GOLD PLATE 0.76µM MIN. THK. OVER NICKEL 1.27µM MIN. THK.
 SOLDER TAILS - MATTE TIN 3.05µM MIN. THK. OVER NICKEL 1.27µM MIN THK.
 COMPLIANT CONTACTS - GOLD PLATE 0.76µM MIN. THK. OVER NICKEL 1.27µM MIN. THK.
 COMPLIANT TAILS- MATTE TIN 2.54µM MIN. THK. OVER NICKEL 1.27µM MIN THK.

4 ITEMS PROVIDED TO THIS SPECIFICATION TO BE IDENTIFIED ON THE CONTAINER PER THE FOLLOWING IDENTIFIER LABEL

TYCO ELECTRONICS P/N DATE CODE (e.g. 0106)
 XXXXXXXX-X XXXX

5. ALL DIMENSIONS APPLY TO -1 AND -2, UNLESS OTHER SPECIFIED.



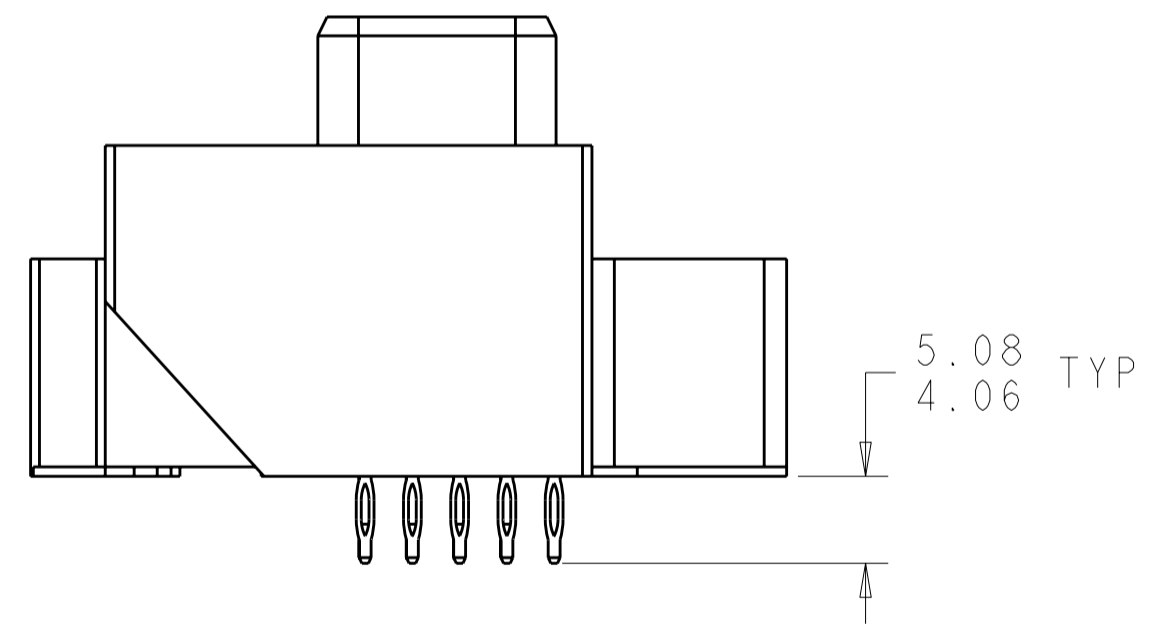
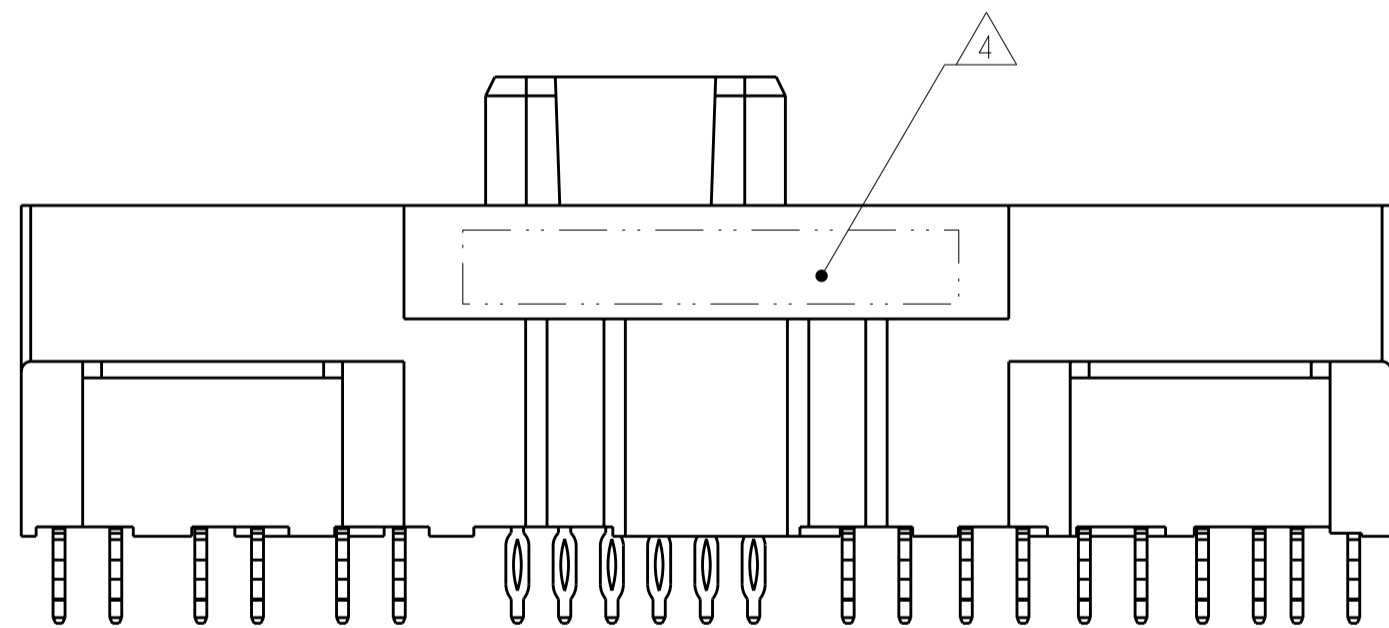
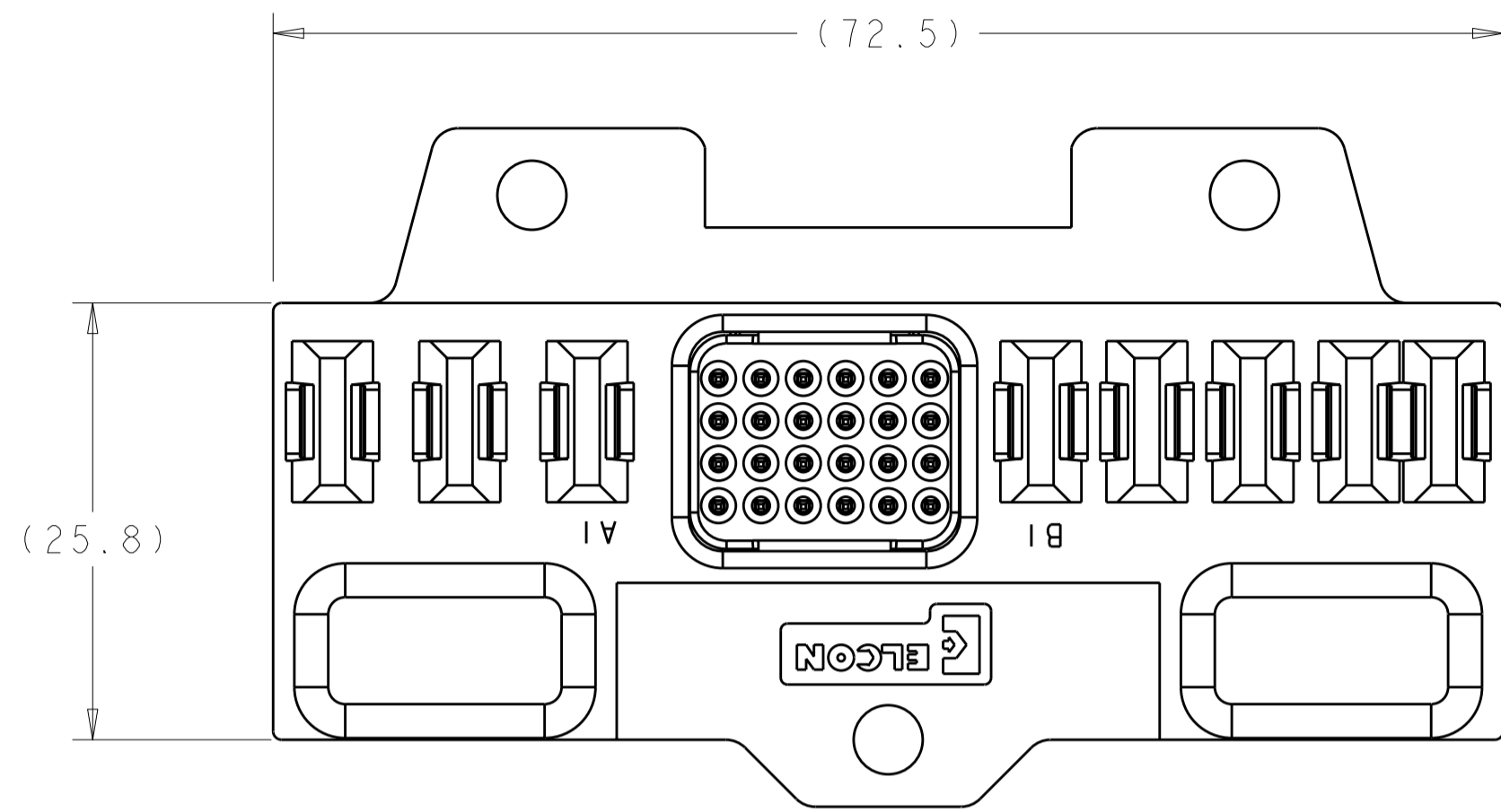
W/ SOLDER TAILS	6648056-1
DESCRIPTION	PART NO.

THIS DRAWING IS A CONTROLLED DOCUMENT FOR TYCO ELECTRONICS CORPORATION. IT IS SUBJECT TO CHANGE AND THE CONTROLLING ENGINEERING ORGANIZATION SHOULD BE CONTACTED FOR THE LATEST REVISION.		DWN R. GRZYBOWSKI 26 JUN 08	Tyco Electronics Harrisburg, PA 17105-3608	
DIMENSIONS: mm		CHK P. DAMATO 26 JUN 08	NAME	
TOLERANCES UNLESS OTHERWISE SPECIFIED:		APVD S. FLICKINGER 26 JUN 08	SOCKET CONNECTOR SOLDER AND COMPLIANT TAIL SERVERPAK	
0 PLC ±.5		PRODUCT SPEC	SIZE	RESTRICTED TO
1 PLC ±.5		APPLICATION SPEC	CAGE CODE	
2 PLC ±.25		WEIGHT	DRAWING NO	
3 PLC ±.25			A200779	6648056
4 PLC ±.25		CUSTOMER DRAWING	SCALE 3:1	SHEET 1 OF 4 REV B
ANGLES ±5				
FINISH				

ELCON SERVERPAK

THIS DRAWING IS UNPUBLISHED. RELEASED FOR PUBLICATION 20
 © COPYRIGHT 20 BY TYCO ELECTRONICS CORPORATION. ALL RIGHTS RESERVED.

LOC	DIST	REVISIONS					
GP	00	P	LTR	DESCRIPTION	DATE	DWN	APVD
		-		SEE SHEET 1			



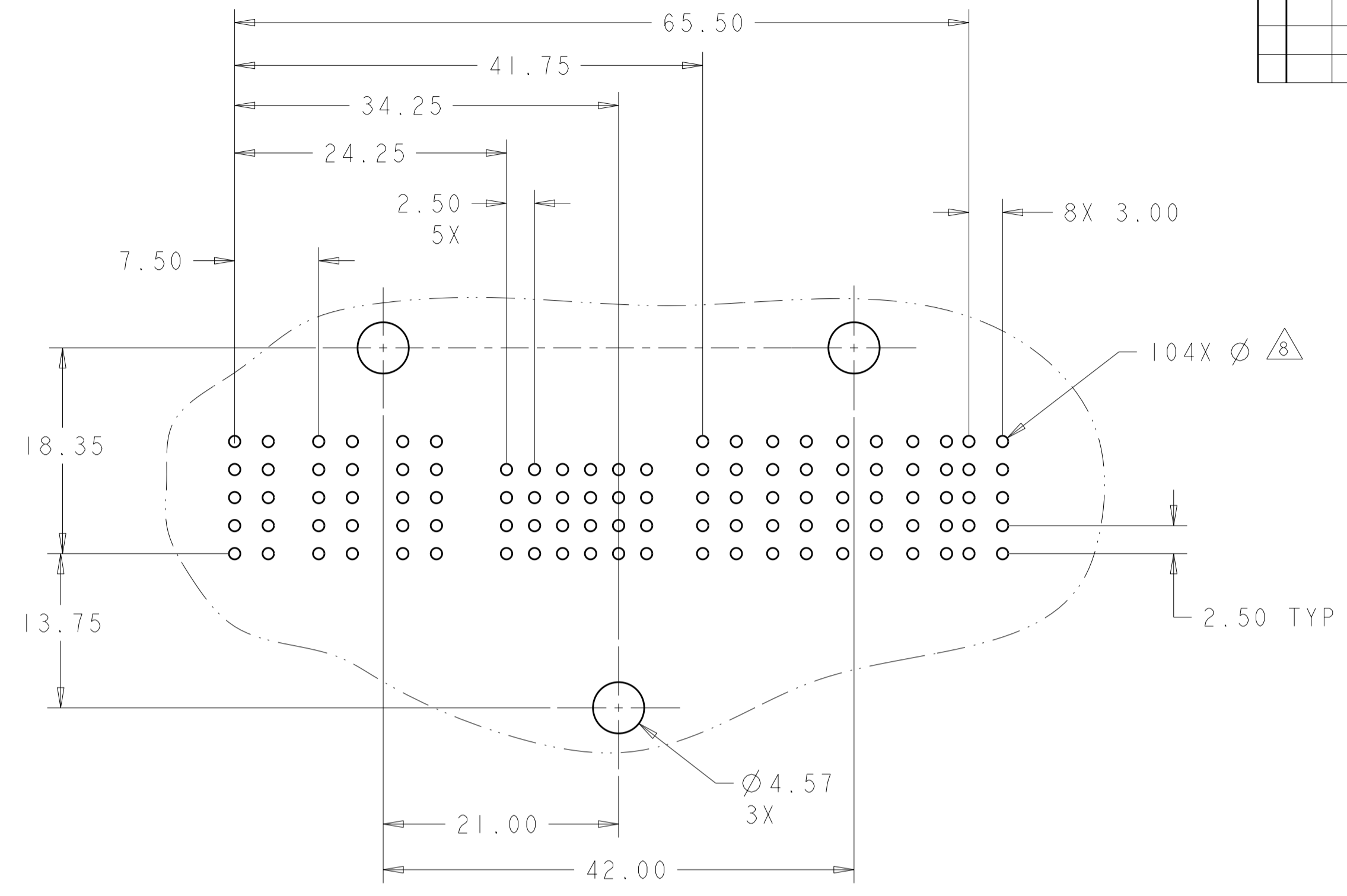
W/ COMPLIANT TAILS	6648056-2
DESCRIPTION	PART NO.

THIS DRAWING IS A CONTROLLED DOCUMENT FOR TYCO ELECTRONICS CORPORATION. IT IS SUBJECT TO CHANGE AND THE CONTROLLING ENGINEERING ORGANIZATION SHOULD BE CONTACTED FOR THE LATEST REVISION.		DWN R. GRZYBOWSKI 26 JUN 08	Tyco Electronics Harrisburg, PA 17105-3608	
DIMENSIONS: mm		CHK P. DAMATO 26 JUN 08	NAME SOCKET CONNECTOR SOLDER AND COMPLIANT TAIL SERVERPAK	
TOLERANCES UNLESS OTHERWISE SPECIFIED: 0 PLC ±- 1 PLC ±.5 2 PLC ±.25 3 PLC ±- 4 PLC ±- ANGLES ±5 FINISH		APVD S. FLICKINGER 26 JUN 08	RESTRICTED TO	
MATERIAL		PRODUCT SPEC -	SIZE A200779	CAGE CODE C-6648056
		APPLICATION SPEC -	SCALE 3:1 SHEET 2 OF 4 REV B	
		WEIGHT -	CUSTOMER DRAWING	

ELCON SERVERPAK

THIS DRAWING IS UNPUBLISHED. RELEASED FOR PUBLICATION 20
 © COPYRIGHT 20 BY TYCO ELECTRONICS CORPORATION. ALL RIGHTS RESERVED.

LOC	DIST	REVISIONS			
P	LTR	DESCRIPTION	DATE	DWN	APVD
GP	00	-	SEE SHEET 1	-	-



PRINTED CIRCUIT LAYOUT
 COMPONENT SIDE

CONNECTOR	CATALOG MODULE #	SIZE NO.	CONTACT QTY	MATING PIN	MAX. CURRENT (PER CONTACT)	CONTACT SPACING	VOLTAGE RATING
SOCKET	DEDICATED HOUSING	8	5	1.25 X 7.00	35 amps	VARIES	250
		22	24	.64 SQ.	3 amps	2.50	125
		8	3	1.25 X 7.00	35 amps	7.50	250

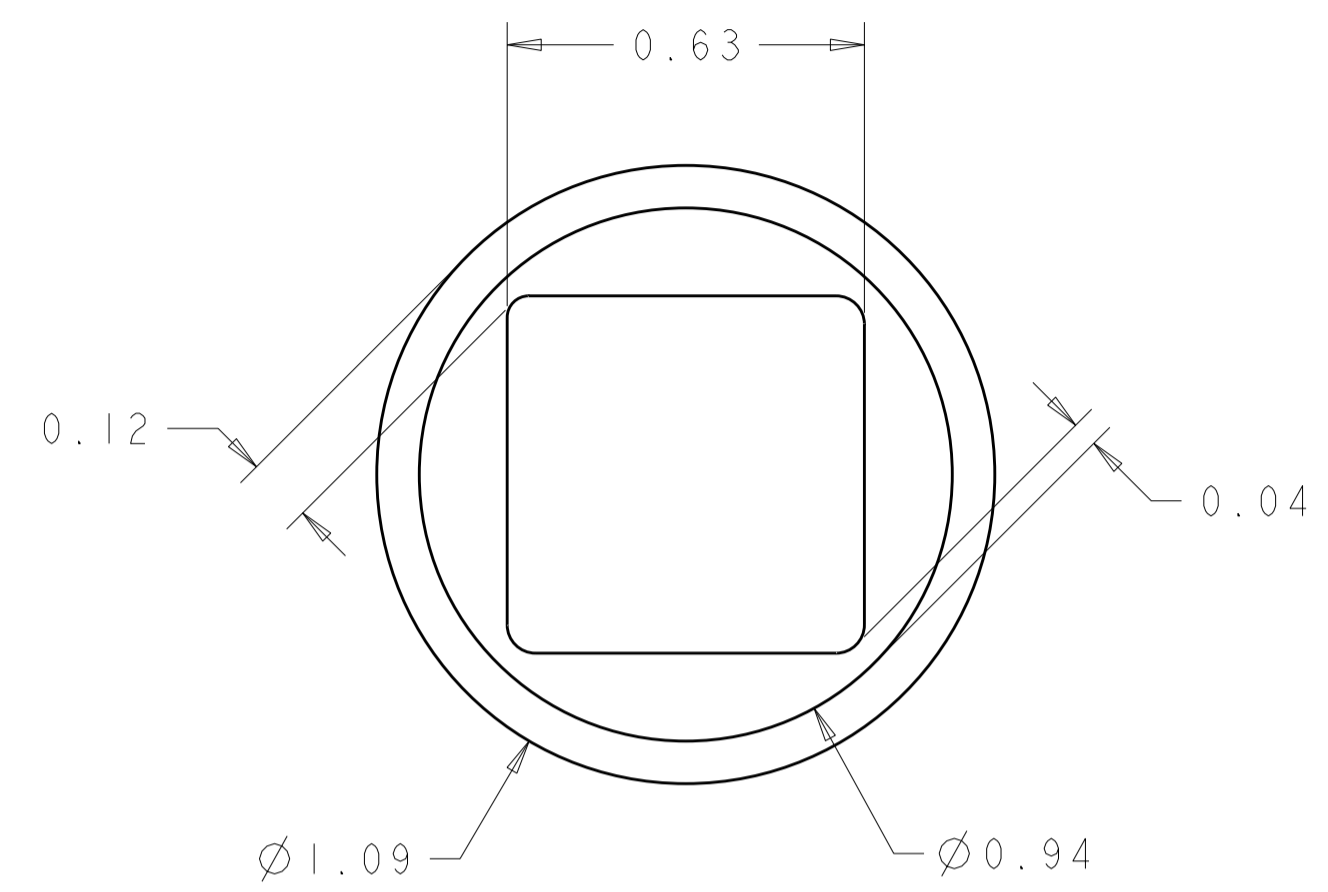
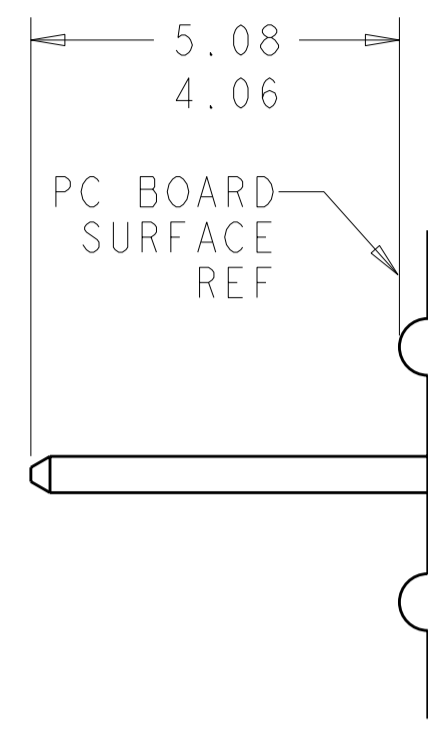
THIS DRAWING IS A CONTROLLED DOCUMENT FOR TYCO ELECTRONICS CORPORATION. IT IS SUBJECT TO CHANGE AND THE CONTROLLING ENGINEERING ORGANIZATION SHOULD BE CONTACTED FOR THE LATEST REVISION.

DWN	R. GRZYBOWSKI	26 JUN 08	Tyco Electronics Harrisburg, PA 17105-3608			
CHK	P. DAMATO	26 JUN 08				
APVD	S. FLICKINGER	26 JUN 08				
NAME	SOCKET CONNECTOR SOLDER AND COMPLIANT TAIL SERVERPAK					
DIMENSIONS:	mm	TOLERANCES UNLESS OTHERWISE SPECIFIED:	SIZE	CAGE CODE	DRAWING NO	RESTRICTED TO
		0 PLC ±.5	A2	00779	C-6648056	-
		1 PLC ±.5	SCALE	3:1	SHEET	3 OF 4
		2 PLC ±.25	CUSTOMER DRAWING		REV	B
		3 PLC ±.				
		4 PLC ±.				
		ANGLES ±5				
MATERIAL	-	FINISH				

ELCON SERVERPAK

THIS DRAWING IS UNPUBLISHED. RELEASED FOR PUBLICATION 20
 © COPYRIGHT 20 BY TYCO ELECTRONICS CORPORATION. ALL RIGHTS RESERVED.

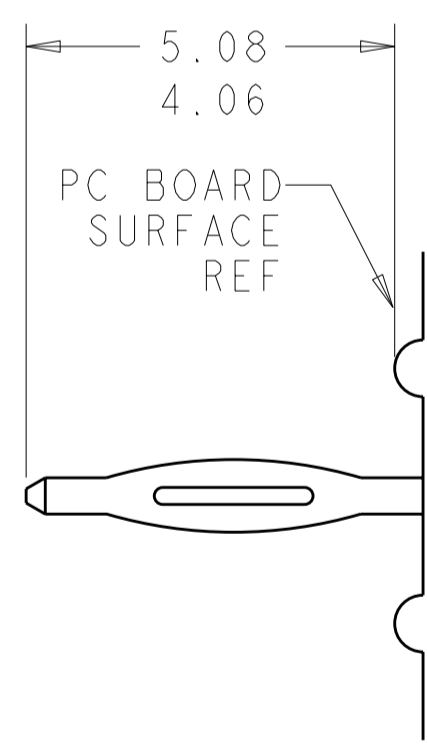
LOC	DIST	REVISIONS			
P	LTR	DESCRIPTION	DATE	DWN	APVD
GP	00	-	SEE SHEET 1	-	-



7. SOLDER TAIL DETAIL
SCALE 10 : 1

8. SOLDER TERMINATION AREA
SCALE 40:1

RECOMMENDED PRINTED CIRCUIT SOLDER HOLE
 FINISHED HOLE: Ø1.02 [.040] ±.08 [.003]
 DRILLED HOLE: Ø1.15 [.0453] ±.013 [.0005]
 COPPER PLATE: .025 [.0010] MIN (PER SURFACE)
 TIN PLATE: .008 [.0003] MIN. (PER SURFACE)



6. COMPLIANT TAIL DETAIL
SCALE 10 : 1
 INSERTION/EXTRACTION FORCES
 MAXIMUM PUSH IN: 133.3N PER PIN
 MINIMUM PUSH OUT: 44.4N PER PIN

THIS DRAWING IS A CONTROLLED DOCUMENT FOR TYCO ELECTRONICS CORPORATION. IT IS SUBJECT TO CHANGE AND THE CONTROLLING ENGINEERING ORGANIZATION SHOULD BE CONTACTED FOR THE LATEST REVISION.		DWN R. GRZYBOWSKI 26 JUN 08	Tyco Electronics Harrisburg, PA 17105-3608	
DIMENSIONS: mm		CHK P. DAMATO 26 JUN 08	NAME SOCKET CONNECTOR SOLDER AND COMPLIANT TAIL SERVERPAK	
TOLERANCES UNLESS OTHERWISE SPECIFIED: 0 PLC ±.5 1 PLC ±.25 2 PLC ±.25 3 PLC ±. 4 PLC ±. ANGLES ±5 FINISH		APVD S. FLICKINGER 26 JUN 08	PRODUCT SPEC -	RESTRICTED TO -
MATERIAL -		APPLICATION SPEC -	WEIGHT -	SIZE A200779
		CUSTOMER DRAWING	SCALE 3:1	DRAWING NO C-6648056
			SHEET 4 OF 4	REV B

单击下面可查看定价，库存，交付和生命周期等信息

[>>TE Connectivity\(泰科\)](#)