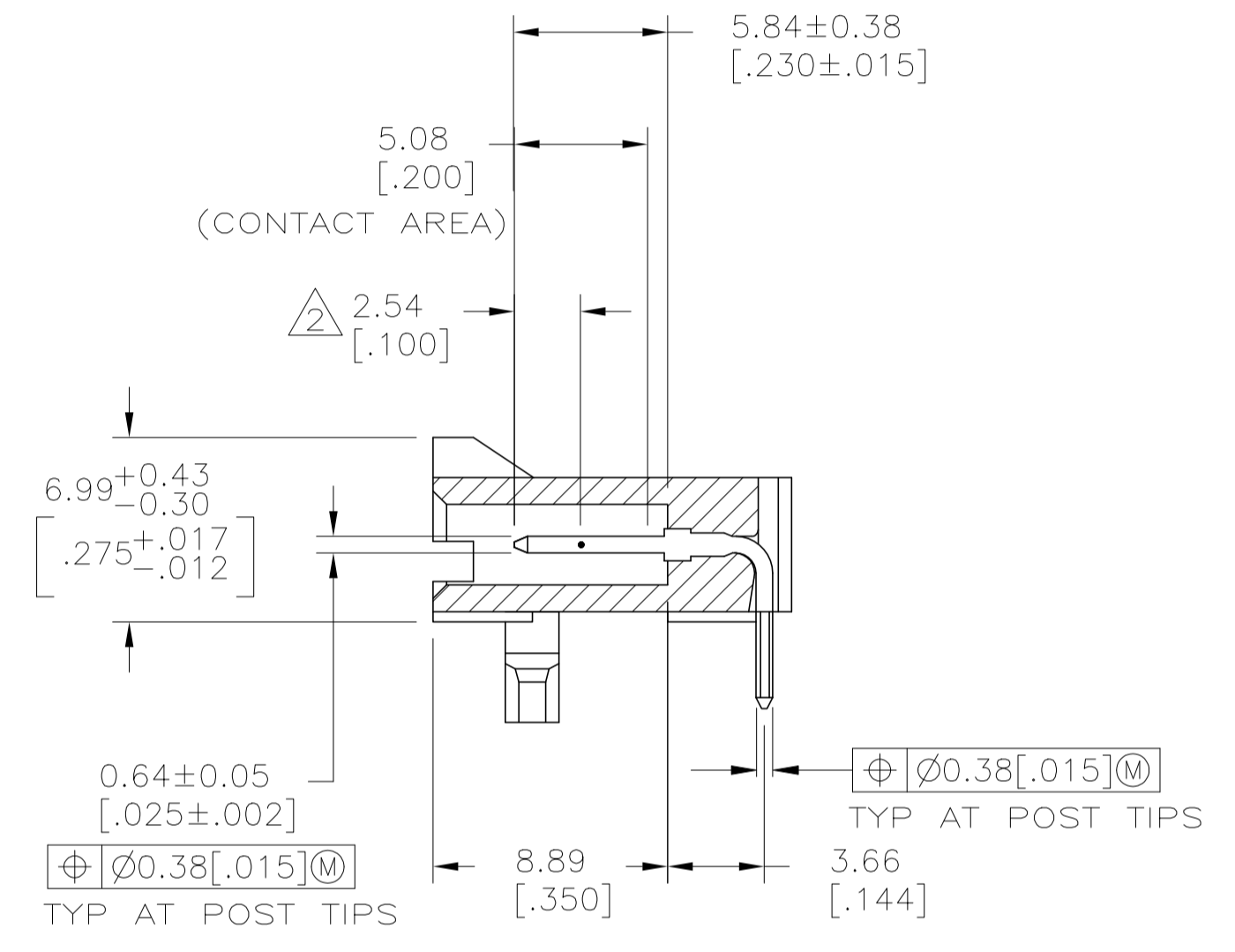
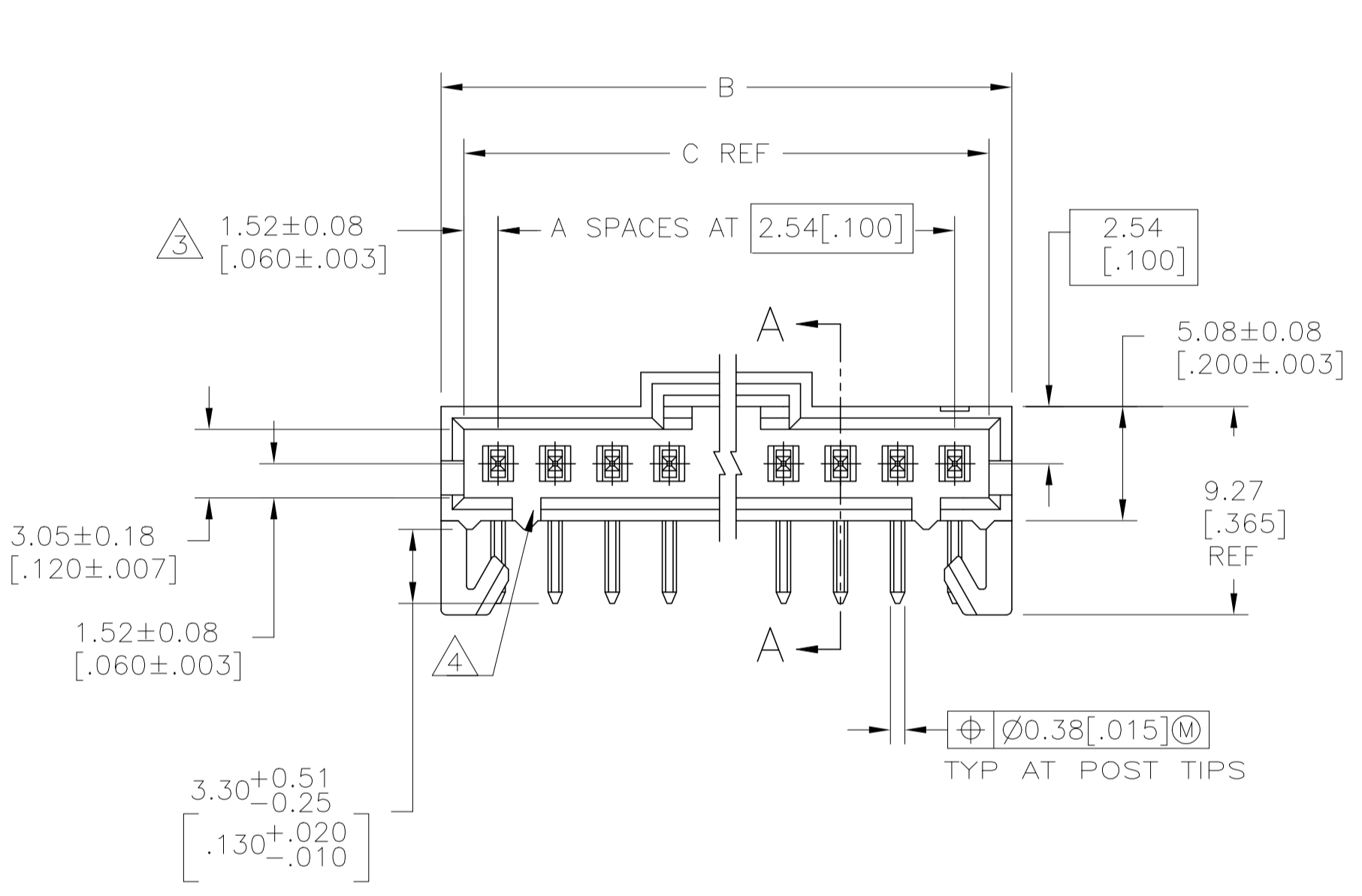
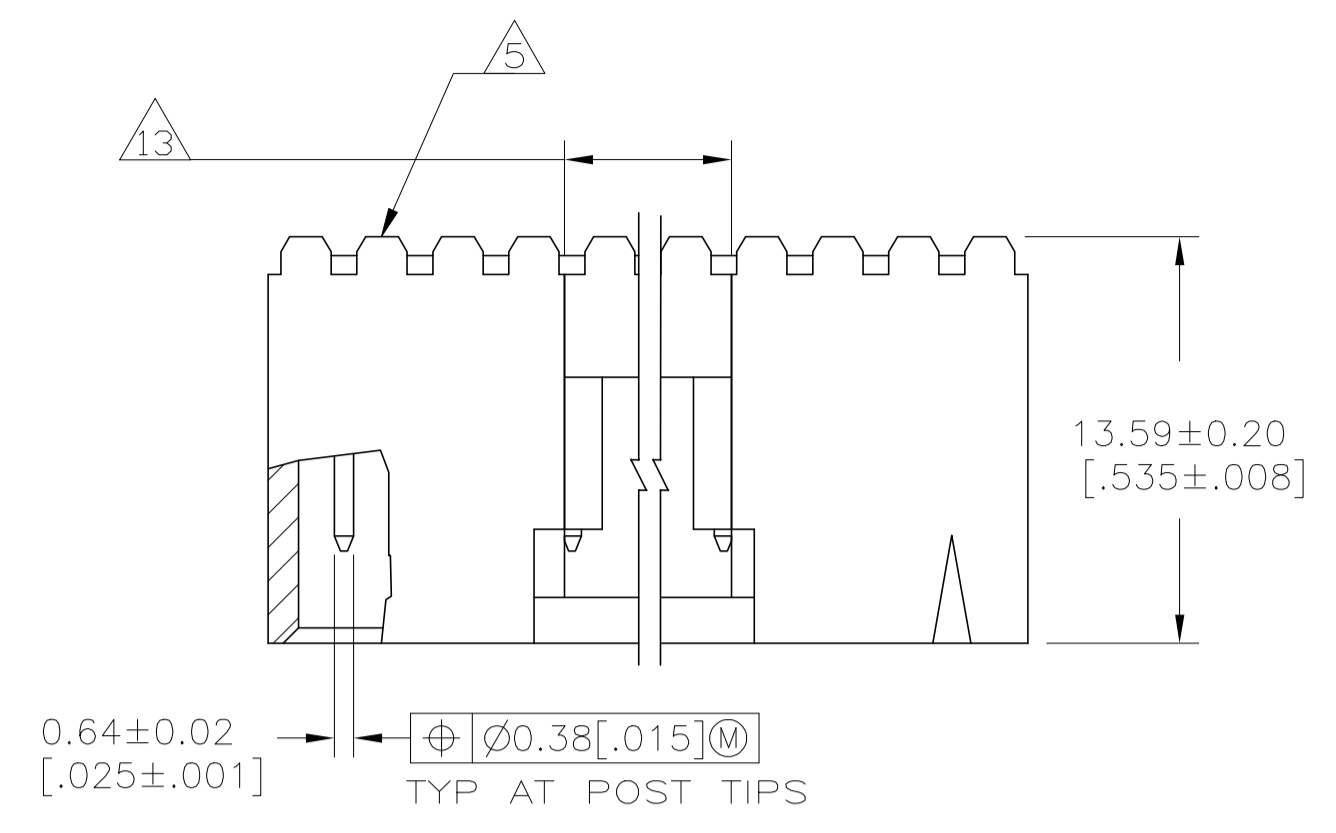
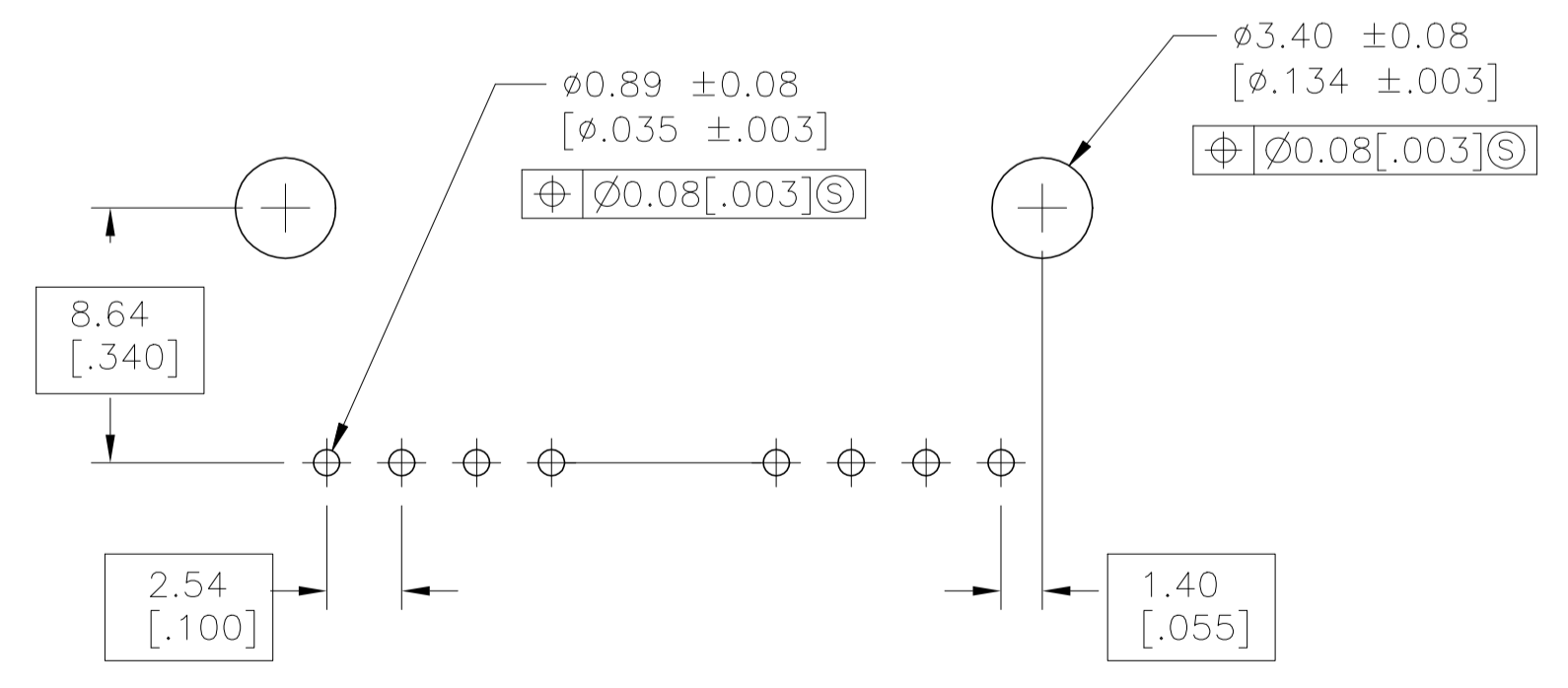


REVISIONS				
P	LTR	DESCRIPTION	DATE	DRN
AD		REVISED PER ECO-17-002583	08APR2017	RS MM
AE		REVISED PER ECO-20-001323	17JUN2020	SM JO



SECTION A-A



RECOMMENDED HOLE LAYOUT

THIS DRAWING IS A CONTROLLED DOCUMENT.		DWN R BROWN 09FEB01	STE TE Connectivity	
DIMENSIONS: mm		CHK K WRIGHT 09FEB01	NAME	
TOLERANCES UNLESS OTHERWISE SPECIFIED:		APVD K WRIGHT 09FEB01	PRODUCT SPEC	
0 PLC ± -		108-25034		
1 PLC ± -		APPLICATION SPEC		
2 PLC ± 0.13 [.005]		114-25026		
3 PLC ± -		SIZE CAGE CODE DRAWING NO		
4 PLC ± -		A1 00779 C=103672		
ANGLES ± -		RESTRICTED TO		
FINISH SEE TABLE		WEIGHT		
MATERIAL		CUSTOMER DRAWING		
SCALE 4:1		SHEET 1 OF 2		
REV AE				

REVISIONS					
P	LTR	DESCRIPTION	DATE	DRN	APVD
		SEE SHEET 1	-	-	-

- 1 .000100 BRIGHT TIN-LEAD OVER .000050 NICKEL.
- 2 POINT OF MEASUREMENT FOR PLATING THICKNESS.
- 3 THE NOTED DIMENSIONS APPLY AT THE INTERSECTION OF THE POST AND THE HOUSING.
- 4 ON ASSEMBLIES WITH FOUR OR MORE POSITIONS, TWO POLARIZATION SLOTS.  
ON ASSEMBLIES WITH TWO OR THREE POSITIONS, ONE POLARIZATION SLOT.
- 5 AMP TRADEMARK MOLDED ON THIS SURFACE.
- 6 FOR USE WITH 1.57±0.20[.062±.008] PRINTED CIRCUIT BOARD.
- 7 MATERIAL: HOUSING- FLAME RETARDANT LCP, COLOR-BLACK.  
POSTS- BRASS.
- 8 .000100 BRIGHT TIN OVER .000050 NICKEL.
- 9 PRELIMINARY PART - NOT RELEASED FOR PRODUCTION.
- 10 .000100 MATTE TIN OVER .000050 NICKEL.
- 11 HIGH TEMPERATURE CONFIGURATION
- 12 OBSOLETE PARTS: OBSOLETE CIS STREAMLINING PER D.RENAUD/D.SINISI
- 13 0.25 [.010] RECESS PERMISSIBLE IN THIS AREA FOR MOLD SHUT OFF

		64.01 [2.520]	65.91 [2.595]	24	25	12 7-103672-4
		61.47 [2.420]	63.37 [2.495]	23	24	12 7-103672-3
		58.93 [2.320]	60.83 [2.395]	22	23	12 7-103672-2
		56.39 [2.220]	58.29 [2.295]	21	22	12 7-103672-1
		53.85 [2.120]	55.75 [2.195]	20	21	12 7-103672-0
		51.31 [2.020]	53.21 [2.095]	19	20	6-103672-9
		48.77 [1.920]	50.67 [1.995]	18	19	12 6-103672-8
		46.23 [1.820]	48.13 [1.895]	17	18	12 6-103672-7
		43.69 [1.720]	45.59 [1.795]	16	17	12 6-103672-6
		41.15 [1.620]	43.05 [1.695]	15	16	6-103672-5
		38.61 [1.520]	40.51 [1.595]	14	15	12 6-103672-4
		36.07 [1.420]	37.97 [1.495]	13	14	12 6-103672-3
		33.53 [1.320]	35.43 [1.395]	12	13	12 6-103672-2
		30.99 [1.220]	32.89 [1.295]	11	12	6-103672-1
		28.45 [1.120]	30.35 [1.195]	10	11	12 6-103672-0
		25.91 [1.020]	27.81 [1.095]	9	10	5-103672-9
		23.37 [.920]	25.27 [0.995]	8	9	12 5-103672-8
		20.83 [.820]	22.73 [.895]	7	8	5-103672-7
		18.29 [.720]	20.19 [.795]	6	7	5-103672-6
		15.75 [.620]	17.65 [.695]	5	6	5-103672-5
		13.21 [.520]	15.11 [.595]	4	5	5-103672-4
		10.67 [.420]	12.57 [.495]	3	4	5-103672-3
		8.13 [.320]	10.03 [.395]	2	3	5-103672-2
		5.59 [.220]	7.49 [.295]	1	2	5-103672-1
REMARKS	PLATING	C	B	A	NO. OF POSN	PART NO.

		25.91 [1.020]	27.81 [1.095]	9	10	3-103672-0
		15.75 [.620]	17.65 [.695]	5	6	2-103672-9
		5.59 [.220]	7.493 [.295]	1	2	2-103672-8
		13.21 [.520]	15.11 [.595]	4	5	2-103672-7
		10.67 [.420]	12.57 [.495]	3	4	2-103672-6
		8.13 [.320]	10.03 [.395]	2	3	2-103672-5
		64.01 [2.520]	65.91 [2.595]	24	25	12 2-103672-4
		61.47 [2.420]	63.37 [2.495]	23	24	12 2-103672-3
		58.93 [2.320]	60.83 [2.395]	22	23	12 2-103672-2
		56.39 [2.220]	58.29 [2.295]	21	22	12 2-103672-1
		53.85 [2.120]	55.75 [2.195]	20	21	12 2-103672-0
		51.31 [2.020]	53.21 [2.095]	19	20	12 1-103672-9
		48.77 [1.920]	50.67 [1.995]	18	19	12 1-103672-8
		46.23 [1.820]	48.13 [1.895]	17	18	12 1-103672-7
		43.69 [1.720]	45.59 [1.795]	16	17	12 1-103672-6
		41.15 [1.620]	43.05 [1.695]	15	16	1-103672-5
		38.61 [1.520]	40.51 [1.595]	14	15	1-103672-4
		36.07 [1.420]	37.97 [1.495]	13	14	12 1-103672-3
		33.53 [1.320]	35.43 [1.395]	12	13	12 1-103672-2
		30.99 [1.220]	32.89 [1.295]	11	12	1-103672-1
		28.45 [1.120]	30.35 [1.195]	10	11	1-103672-0
		25.91 [1.020]	27.81 [1.095]	9	10	103672-9
		23.37 [.920]	25.27 [0.995]	8	9	103672-8
		20.83 [.820]	22.73 [.895]	7	8	103672-7
		18.29 [.720]	20.19 [.795]	6	7	103672-6
		15.75 [.620]	17.65 [.695]	5	6	103672-5
		13.21 [.520]	15.11 [.595]	4	5	103672-4
		10.67 [.420]	12.57 [.495]	3	4	103672-3
		8.13 [.320]	10.03 [.395]	2	3	103672-2
		5.59 [.220]	7.49 [.295]	1	2	103672-1
REMARKS	PLATING	C	B	A	NO. OF POSN	PART NO.

THIS DRAWING IS A CONTROLLED DOCUMENT. DWN R BROWN 09FEB01  
 DW K WRIGHT 09FEB01  
 APVD K WRIGHT 09FEB01

**STE** TE Connectivity

PRODUCT SPEC: 108-25034  
 APPLICATION SPEC: 114-25026

SIZE: A1 CAGE CODE: 00779 DRAWING NO: 103672  
 RESTRICTED TO: -

MATERIAL: SEE TABLE FINISH: SEE TABLE WEIGHT: -

CUSTOMER DRAWING SCALE: 4:1 SHEET: 2 OF 2 REV: AE

单击下面可查看定价，库存，交付和生命周期等信息

[>>TE Connectivity\(泰科\)](#)