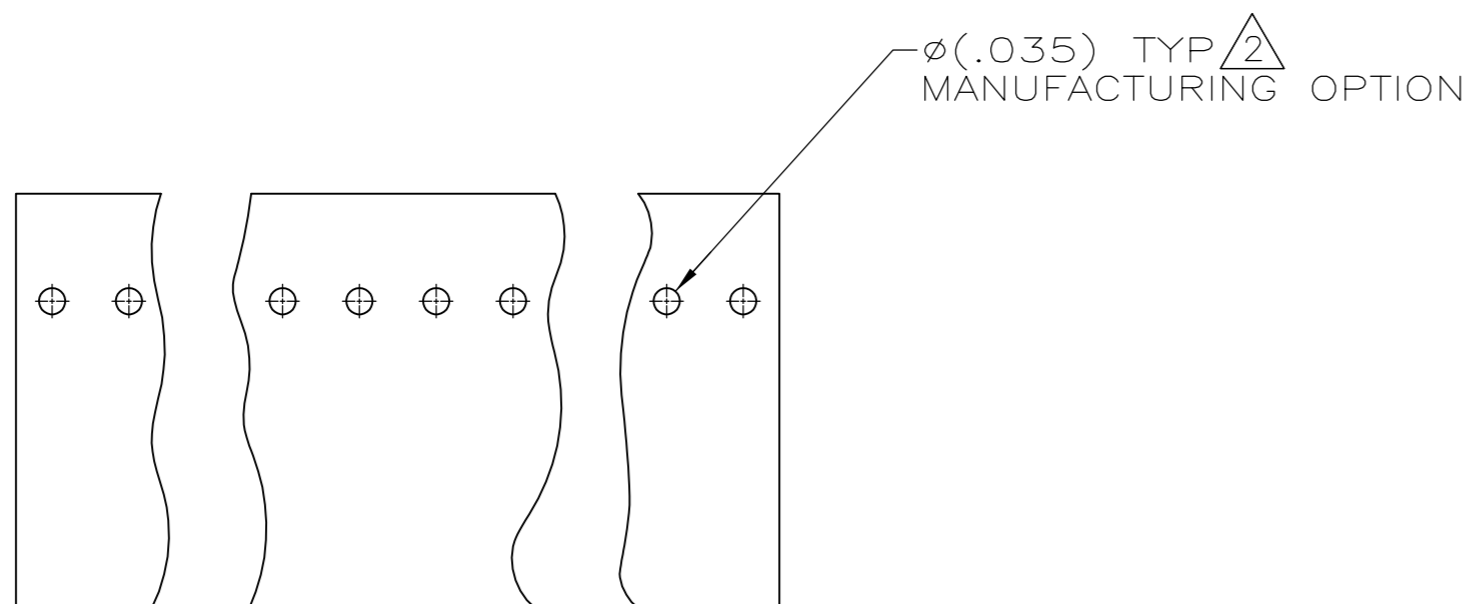
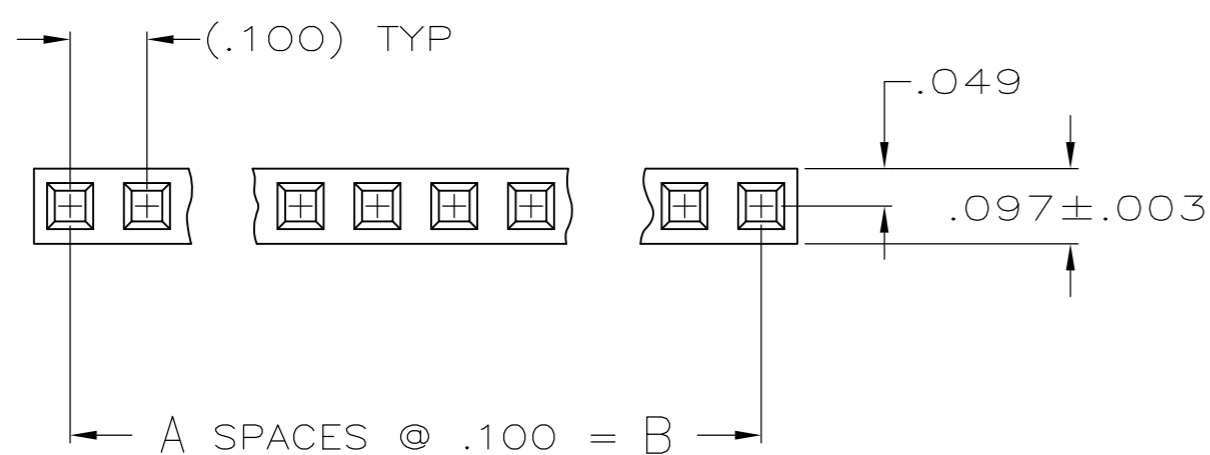
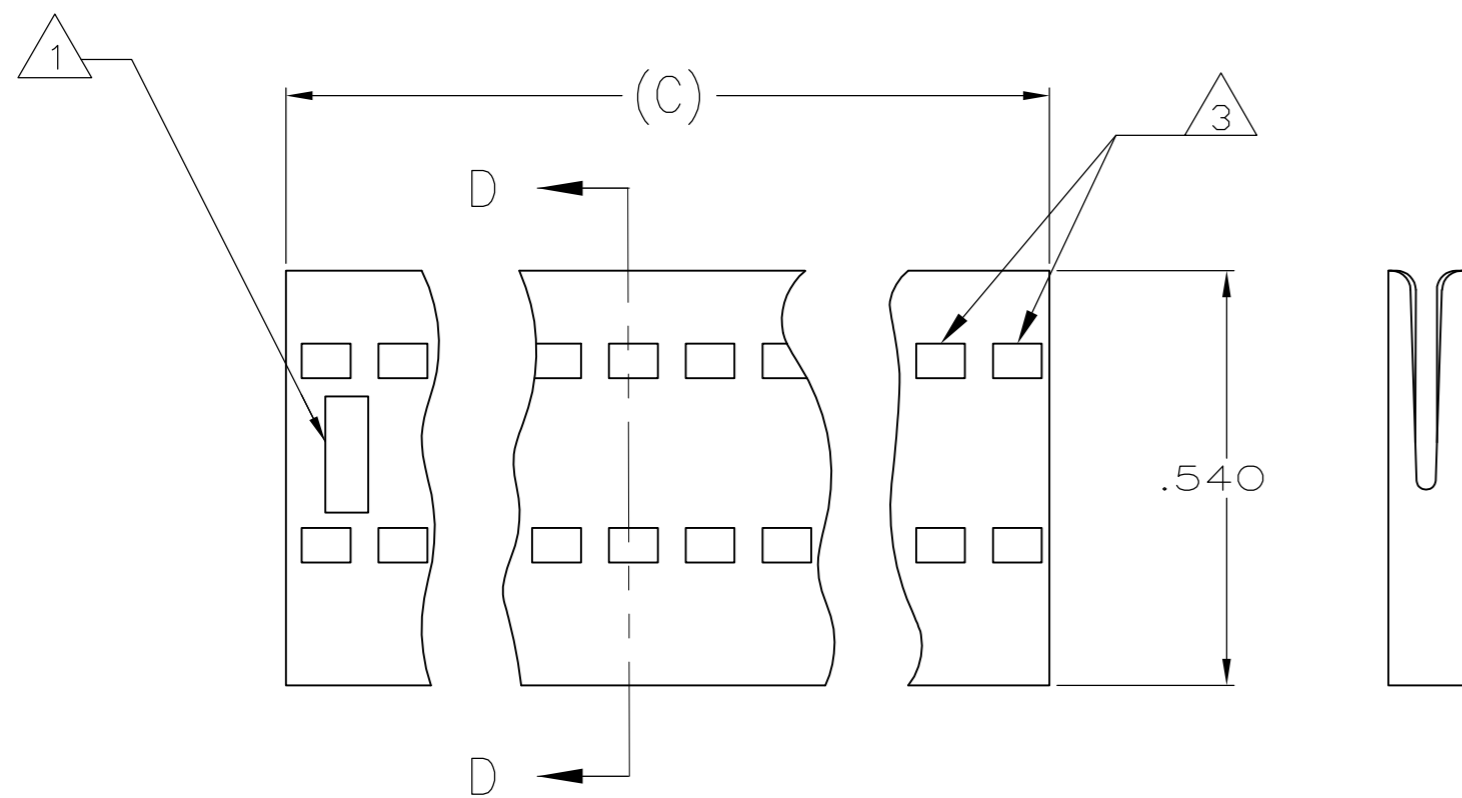
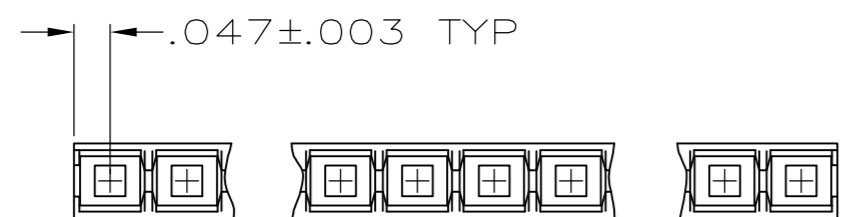
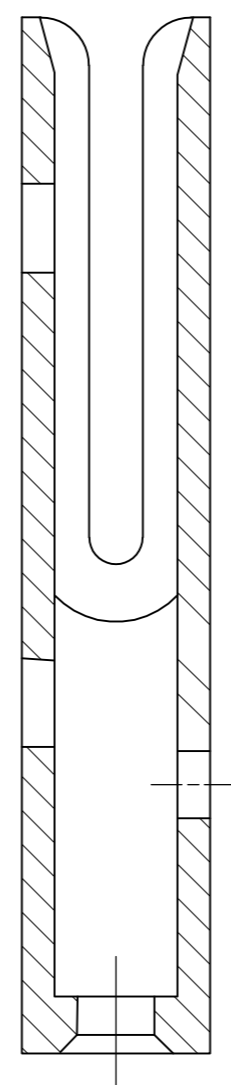


THIS DRAWING IS UNPUBLISHED. RELEASED FOR PUBLICATION
 © COPYRIGHT - By - ALL RIGHTS RESERVED.

LOC	DIST	REVISIONS			
P	LTR	DESCRIPTION	DATE	DWN	APVD
GP	00	C	REVISED PER ECO-11-017188	06DEC2011	CJV/CWR



- 1 TYCO TRADEMARK AND MOLD CAVITY IDENTIFICATION LOCATED AT EITHER END OF THE HOUSING IN APPROXIMATE LOCATION SHOWN.
- 2 THIS HOLE IS FOR MOLDING PURPOSES ONLY AND MAY BE FLASHED OVER.
- 3 WINDOWS MAY OR MAY NOT BE PRESENT ON THIS END OF HOUSING.



SECTION D-D

.894	.800	8	9	1761789-8
C REF	B	A	NO OF POS	PART NO

THIS DRAWING IS A CONTROLLED DOCUMENT.		DWN S. WAITMAN 18APR05																				
DIMENSIONS: INCHES		CHK J. GERACE 18APR05																				
TOLERANCES UNLESS OTHERWISE SPECIFIED:		APVD M. WALMSLEY 18APR05	NAME HOUSING, RECEPTACLE, FFC																			
<table border="0"> <tr><td>0 PLC</td><td>±</td><td>-</td></tr> <tr><td>1 PLC</td><td>±</td><td>-</td></tr> <tr><td>2 PLC</td><td>±</td><td>-</td></tr> <tr><td>3 PLC</td><td>±</td><td>.005</td></tr> <tr><td>4 PLC</td><td>±</td><td>-</td></tr> <tr><td>ANGLES</td><td>±</td><td>-</td></tr> </table>		0 PLC	±	-	1 PLC	±	-	2 PLC	±	-	3 PLC	±	.005	4 PLC	±	-	ANGLES	±	-	PRODUCT SPEC 108-9024	-	
0 PLC	±	-																				
1 PLC	±	-																				
2 PLC	±	-																				
3 PLC	±	.005																				
4 PLC	±	-																				
ANGLES	±	-																				
MATERIAL THERMOPLASTIC,		APPLICATION SPEC 114-16015	SIZE A2	CAGE CODE 00779																		
FINISH -		WEIGHT -	DRAWING NO C=1761789	RESTRICTED TO -																		
CUSTOMER DRAWING			SCALE 4:1	SHEET 1 of 1																		
			REV C																			

单击下面可查看定价，库存，交付和生命周期等信息

[>>TE Connectivity\(泰科\)](#)