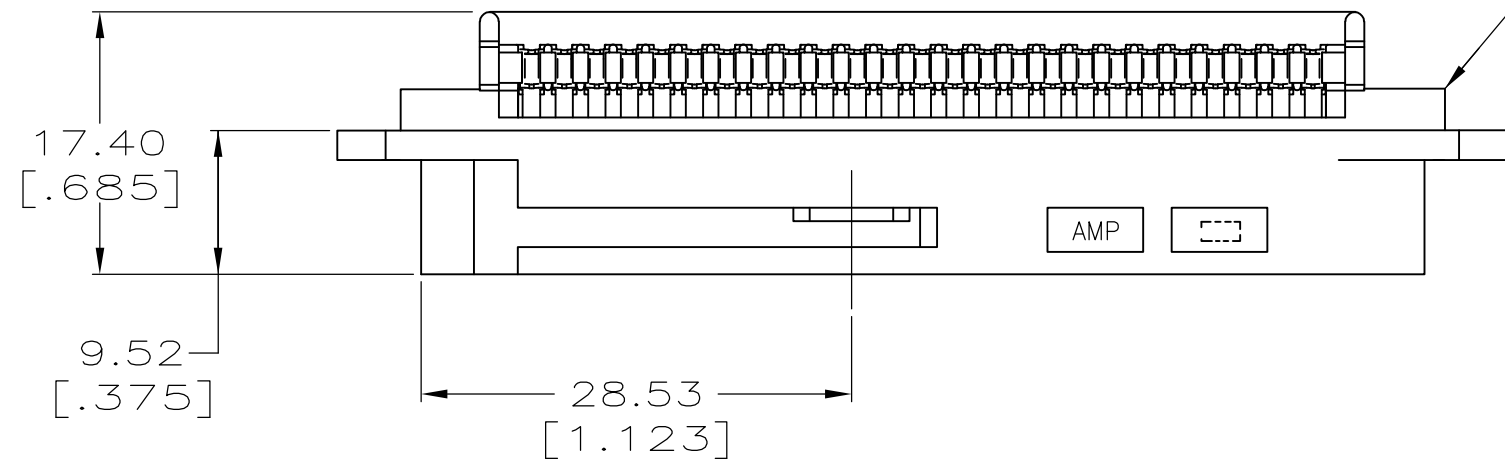
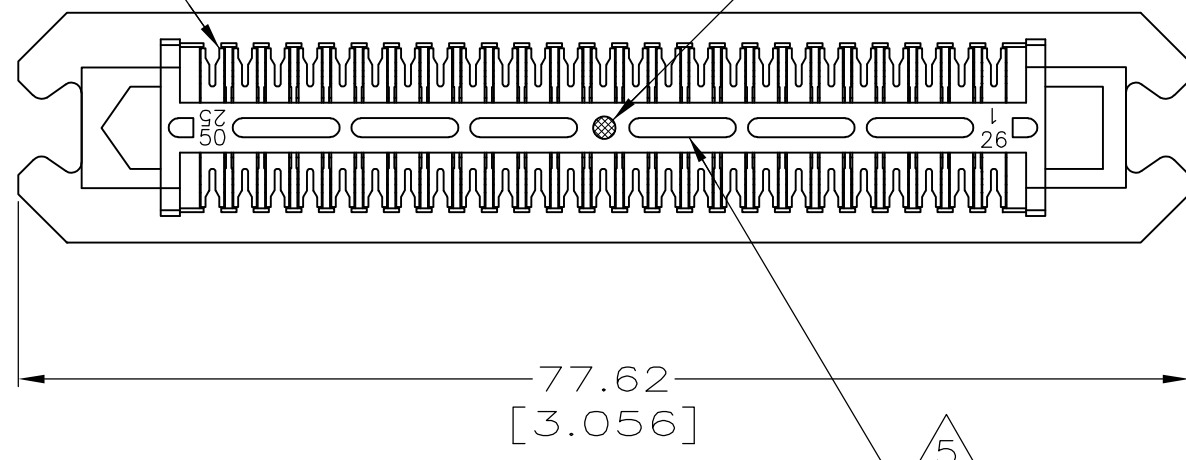


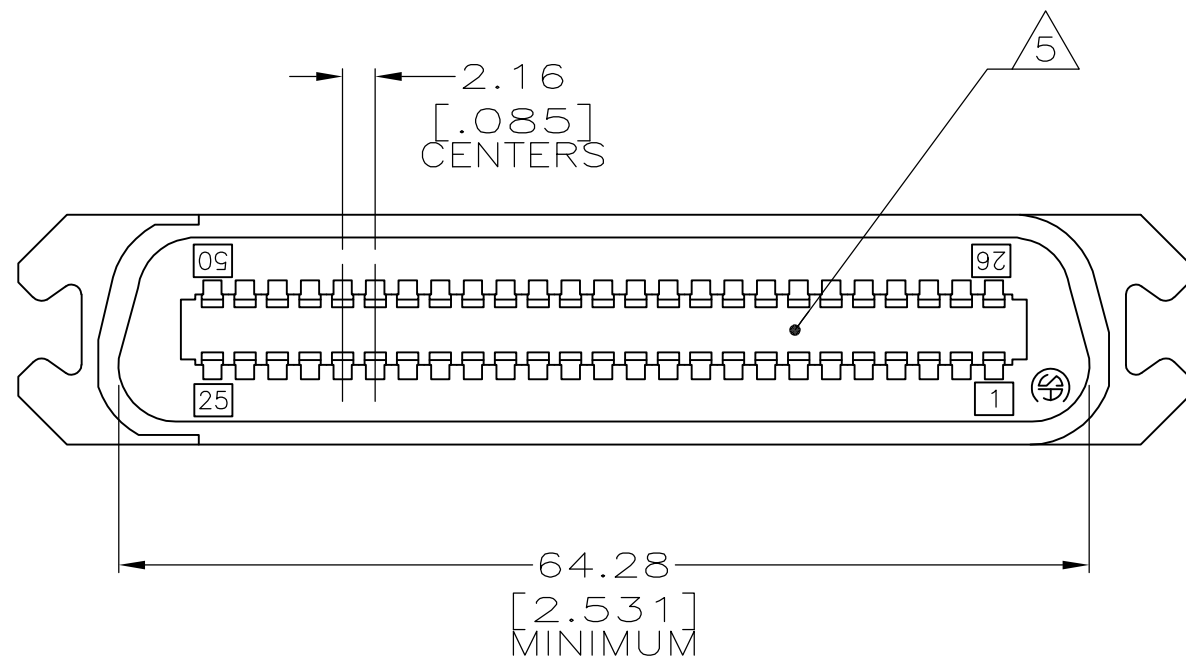
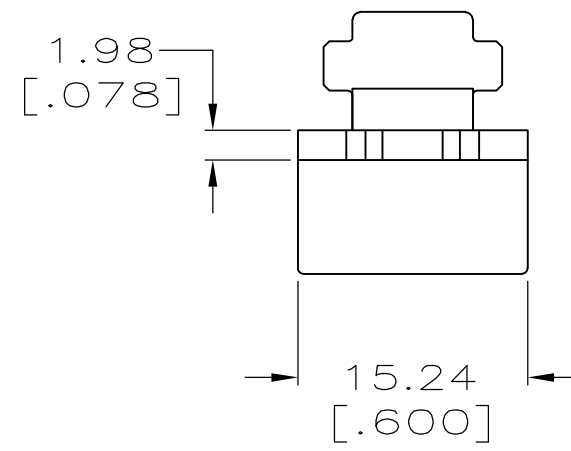
THIS DRAWING IS UNPUBLISHED. RELEASED FOR PUBLICATION
 © COPYRIGHT BY TYCO ELECTRONICS CORPORATION. ALL RIGHTS RESERVED.

LOC		DIST		REVISIONS			
P	LTR	DESCRIPTION	DATE	DWN	APVD		
	J	REVISED PER ECO-08-007327	26JAN2009	ZMR	WLM		

TERMINAL QUANTITY 50
 GREEN COLOR DOT LOCATED IN CENTER



PLUG HOUSING



1. THE CONTACT SURFACES OF THE TERMINALS ARE COATED WITH LUBRICANT.
- 2 MATERIAL:
 HOUSING - POLYPHENYLENE OXIDE, BLACK
 TERMINALS - HIGH STRENGTH COPPER ALLOY PLATED WITH EITHER 0.76µm [.000030] MIN GOLD OR GOLD FLASH OVER PALLADIUM NICKEL 0.76µm [.000030] MIN TOTAL, ON CONTACT MATING SURFACE. 1.27µm [.000050] MIN NICKEL UNDERPLATE OVER ENTIRE TERMINAL.
- 3 ALL DIMENSIONS SHOWN ARE FOR REFERENCE ONLY UNLESS OTHERWISE SPECIFIED.
4. WIRE SIZE: 22 AWG SOLID OR 22 AWG 7 STRANDS OF COPPER CONDUCTORS. MAX INSULATION Ø1.14 [.045] IS ACCEPTABLE FOR MOST APPLICATIONS.
- 5 CORING MAY OR MAY NOT APPEAR AND IS AT THE DISCRETION OF TYCO ELECTRONICS.

AS SHOWN	552319-1
DESCRIPTION	PART NUMBER

THIS DRAWING IS A CONTROLLED DOCUMENT.		DWN DL DRUMMOND 01JUN01	Tyco Electronics Corporation Harrisburg, PA 17105-3608		
DIMENSIONS: mm [INCHES]		CHK DL DRUMMOND 01JUN01			
TOLERANCES UNLESS OTHERWISE SPECIFIED:		APVD EW BEILES 01JUN01	NAME		
0 PLC ± -	3	PRODUCT SPEC	PLUG ASSEMBLY, 50 POSITION, C-SLOT, BAIL LOCK, CHAMP-LOK		
1 PLC ± -		APPLICATION SPEC			
2 PLC ± -		WEIGHT -	SIZE A2	CAGE CODE 00779	DRAWING NO C=552319
3 PLC ± -		FINISH	SCALE 2:1		SHEET 1 of 1
4 PLC ± -		CUSTOMER DRAWING	REV J		

552319

A

单击下面可查看定价，库存，交付和生命周期等信息

[>>TE Connectivity\(泰科\)](#)