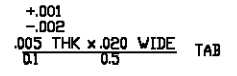
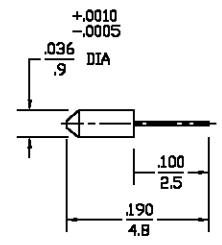
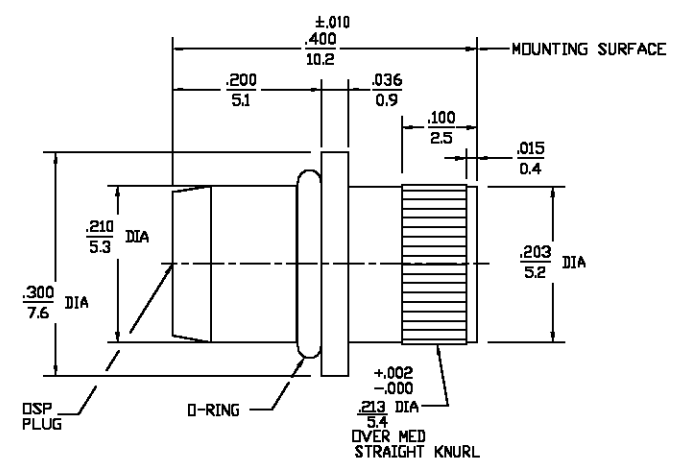
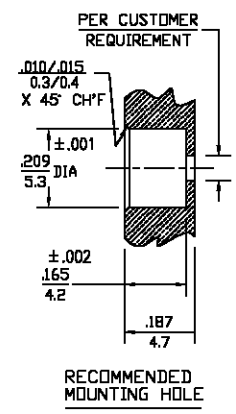


REVISIONS			
REV	DESCRIPTION	DATE	APPROVED
01 <sub>0</sub>	RELEASED	5/16/94	BB
B	REVISED PER ECN 0U20-0262-01	G.V. 12/18/02	JGH



ELECTRICAL	MECHANICAL	ENVIRONMENTAL
NOMINAL IMPEDANCE (OHMS) <u>50 ±1</u>	Interface Dimensions <u>DESC SPEC 85701</u>	TEMPERATURE RATING <u>-65°C TO +125°</u>
Frequency Range (GHz) <u>DC TO 18</u>	Recommended Mating Torque <u>N/A</u>	Vibration - MIL-STD-202, Method 204, Condition D
Volt Rating (VRMS MAX) @ Sea Level <u>500</u>	Mating Characteristics: Insertion (MAX Lbs) <u>N/A</u>	Shock - MIL-STD-202, Method 213, Condition I
VSWR <u>1.05 +.005f(GHz)</u>	Withdrawal (MIN Oz) <u>N/A</u>	Thermal shock MIL-STD-202, Method 107 Test Condition B
Insertion Loss <u>.03 x√f(GHz)</u>	Connector Engagement (Lbs MAX) <u>3.0</u>	Moisture Resistance - MIL-STD-202, Method 106
RF Leakage (dB MIN) (INTERFACE ONLY- FULLY MATED) <u>-(90-F(GHz))</u>	Center Contact Captivation Axial <u>6 LBS</u>	Corrosion - MIL-STD-202, Method 101, Condition B
Corona, 70,000 Ft (VRMS MIN) <u>335</u>	Radial <u>NONE</u>	
Dielectric Withstanding Voltage (VRMS MIN) <u>1000</u>	Cable Retention Axial Force <u>N/A</u>	
Contact Resistance (Milliohms MAX) Center Contact <u>2.0</u>	Torque <u>N/A</u>	
Outer Contact <u>2.0</u>	Weight (Grams) <u>1.4</u>	
RF High Potential (VRMS MIN @ 5 MHz) <u>1000</u>	Hermetic Seal <u>N/A</u>	
I.R.(Megohms) <u>5000</u>		

.XXX = in  
XX.X = mm

COMPONENT	MATERIAL	FINISH
HOUSING	STAINLESS STEEL PER ASTM-A484 AND ASTM-A582, TYPE 303	PASSIVATE PER ASTM-A380
DIELECTRIC	TFE FLUOROCARBON PER ASTM-D1710	N/A
CENTER CONTACT SLIDING CONTACT	BERYLLIUM COPPER PER ASTM B 196, ALLOY C17300, CONDITION H	GOLD PLATE PER MIL-G-45204 OVER COPPER PLATE PER MIL-C-14550
O-RING	FLOUROSILICONE PER MIL-R- 25988, CLASS I, TYPE I.	N/A

UNLESS OTHERWISE SPECIFIED DIMENSIONS ARE IN INCHES TOLERANCE ON FRAC. DEC. ANGLES ± 1/64 ± .005 ± 1°	DRAWN BY <i>AD</i> DATE 05/13/94 CHECKED BY APP'D BY <i>BB</i> 5/16/94	AMP Incorporated 140 Fourth Avenue Waltham, MA 02451-7599
These drawings and specifications are the property of M/A-COM Interconnect Division and shall not be reproduced or copied or used in whole or in part as the basis for the manufacture or sale of item(s) without written permission.	USE ASS'Y PROCEDURE N/A	TITLE DSP FRONT MOUNT PLUG RECEPTACLE SOCKET TERMINAL WITH SLIDING TAB CONTACT
SIZE B	CODE IDENT NO 26805	4557-5059-02
SCALE 5:1		REV 01 <sub>0</sub>

CUSTOMER DRAWING

AMP PART # 1069383-1  
SHEET 1 OF 1 REV B

单击下面可查看定价，库存，交付和生命周期等信息

[>>TE Connectivity\(泰科\)](#)