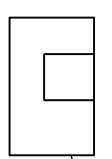


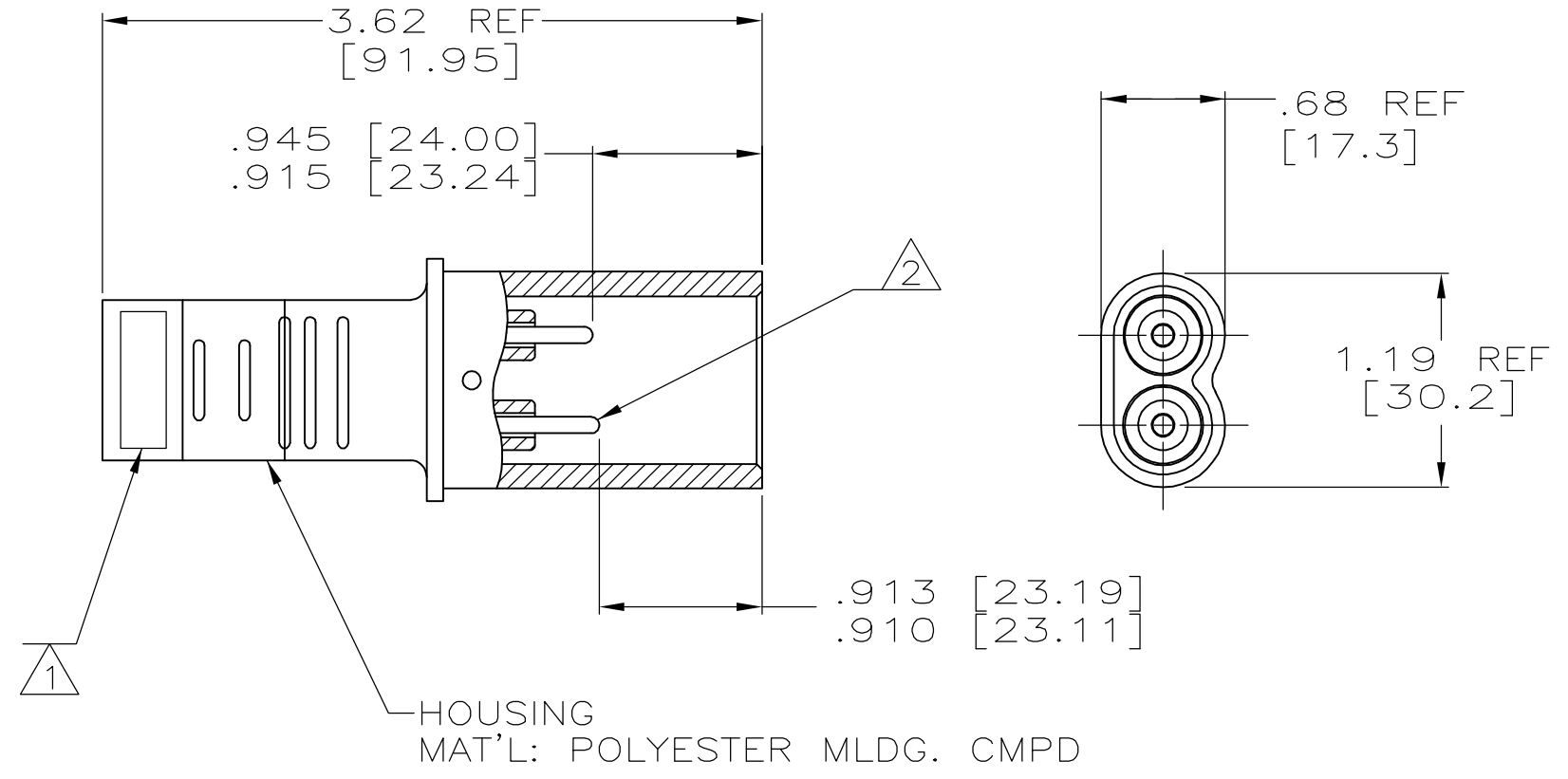
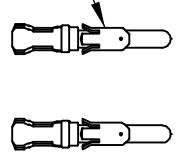
THIS DRAWING IS UNPUBLISHED. RELEASED FOR PUBLICATION - .N/A .
 © COPYRIGHT N/A BY TYCO ELECTRONICS CORPORATION. ALL RIGHTS RESERVED.

LOC	DIST	REVISIONS					
DF	SO	P	LTR	DESCRIPTION	DATE	DWN	APVD
		G		REV PER 0H14-0191-05	05-05	AA	DE

TYPE III+ CONTACT
 MAT'L: BRASS
 FINISH: $\triangle 3$ $\triangle 4$



END PLATE
 MAT'L: POLYESTER MLDG. CMPD



- $\triangle 1$ AMP PART NO., F.S.C.M. NO. & DATE CODE MARKED IN THIS AREA PER MIL-STD-130.
- $\triangle 2$ GROUND PIN REF.
- $\triangle 3$ PLATED 93/7 TIN-LEAD OR TIN PER ASTM-B-545 OVER NICKEL PER AMS-QQ-N-290.
- $\triangle 4$ PLATED TIN PER ASTM-B-545 OVER NICKEL PER AMS-QQ-N-290.

	$\triangle 4$	90067-2	.200 [5.08]	18-16 AWG	5-862528-1
OBSOLETE	$\triangle 3$	90067-2	.250 [6.35]	22-20 AWG	862528-6
OBSOLETE	$\triangle 3$	90067-2	.250 [6.35]	18-16 AWG	862528-5
OBSOLETE	$\triangle 3$	90067-2	.234 [5.94]	22-20 AWG	862528-4
OBSOLETE	$\triangle 3$	90067-2	.234 [5.94]	18-16 AWG	862528-3
	$\triangle 3$	90067-2	.200 [5.08]	22-20 AWG	862528-2
	$\triangle 3$	90067-2	.200 [5.08]	18-16 AWG	862528-1
	FINISH	HAND TOOL NO.	INSULATION DIA. (MAX)	WIRE RANGE FOR PINS	PART NO.

THIS DRAWING IS A CONTROLLED DOCUMENT.		DWN C.C.THOMAS 18-AUG-92	Tyco Electronics Corporation Harrisburg, Pa 17105-3608				
DIMENSIONS: INCHES		CHK S.GLATFELTER 18-AUG-92					
TOLERANCES UNLESS OTHERWISE SPECIFIED:		APVD S.GLATFELTER 18-AUG-92	NAME 2 CAVITY PLUG KIT				
0 PLC ± - 1 PLC ± - 2 PLC ± - 3 PLC ± - 4 PLC ± - ANGLES ± -		PRODUCT SPEC -	LGH -				
MATERIAL SEE CALLOUTS		FINISH SEE CALLOUTS	APPLICATION SPEC -	SIZE A3	CAGE CODE 00779	DRAWING NO C-862528	RESTRICTED TO -
CUSTOMER DRAWING			WEIGHT -	SCALE 1:1	SHEET 1 OF 1	REV G	

单击下面可查看定价，库存，交付和生命周期等信息

[>>TE Connectivity\(泰科\)](#)