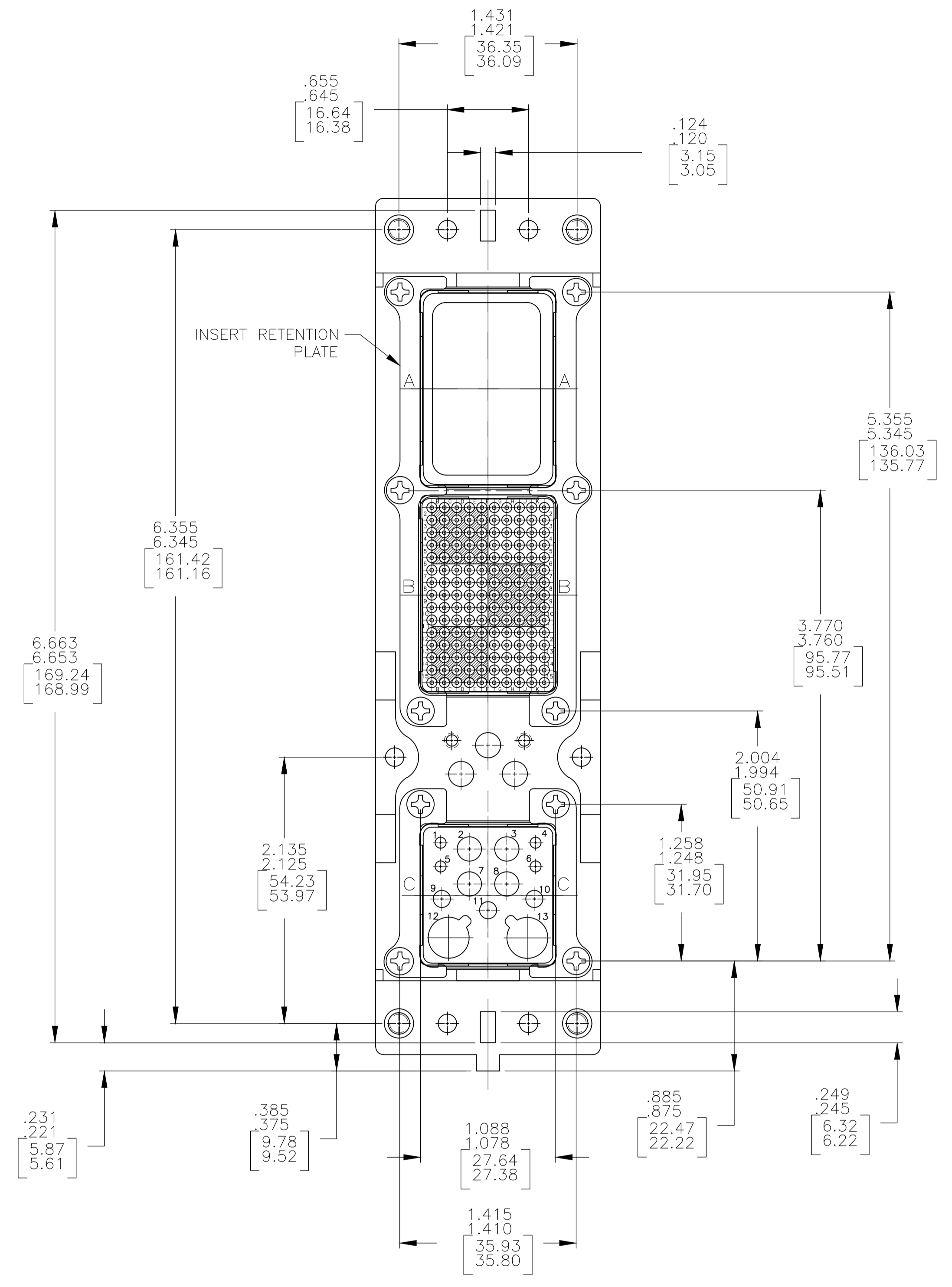
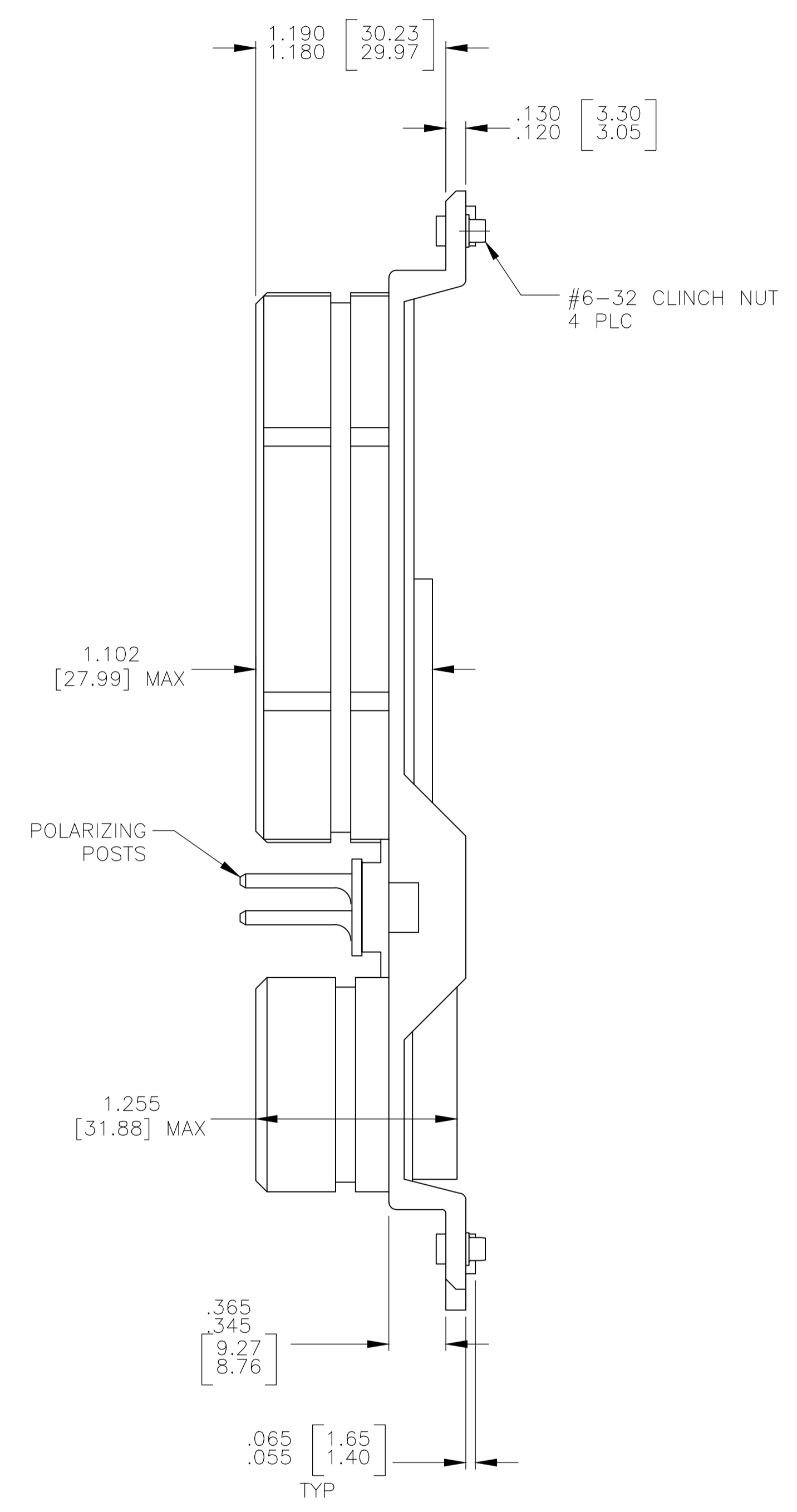
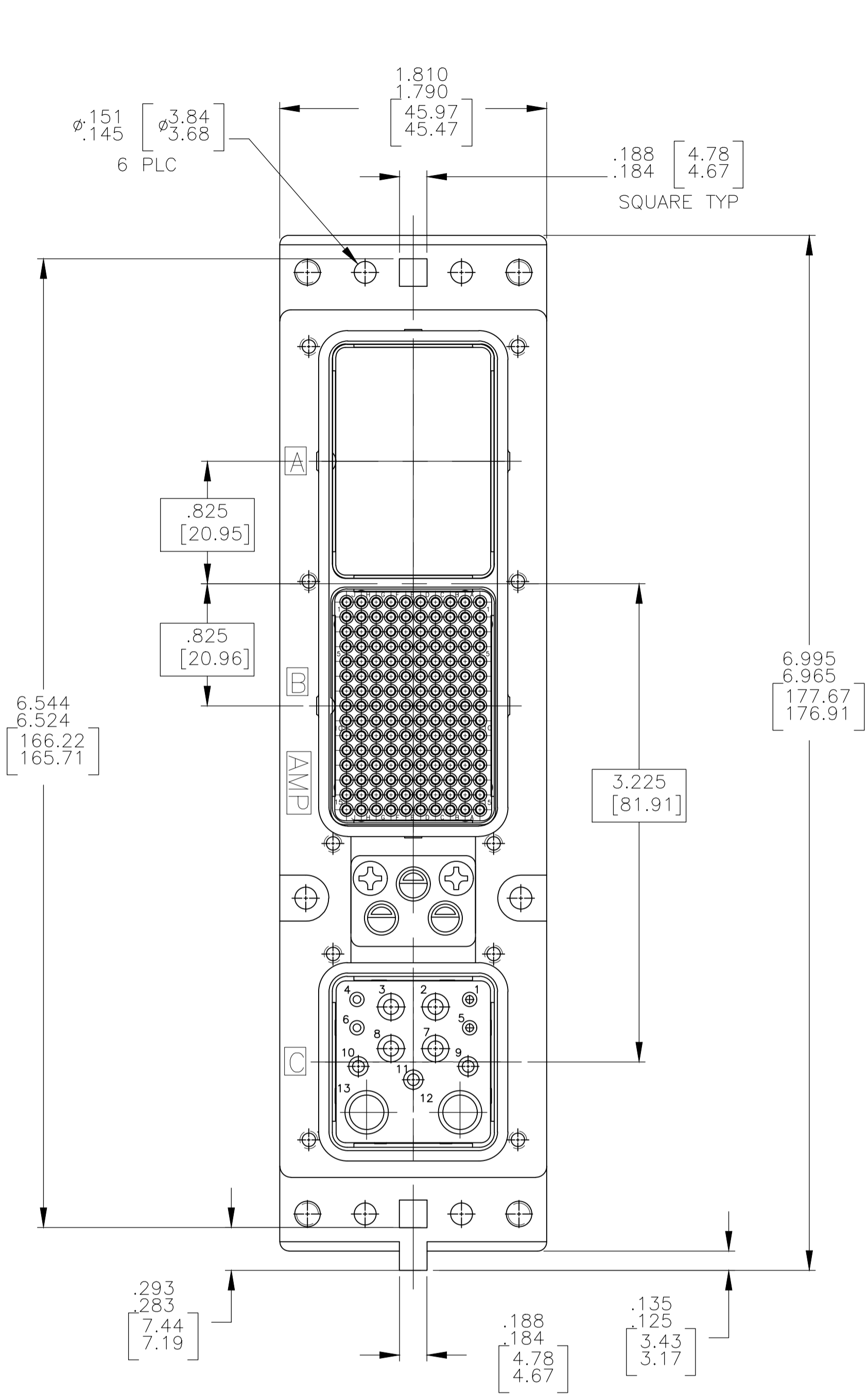


| REVISIONS | | | | | |
|-----------|-----|---------------------------|-----------|-----|------|
| P | LTR | DESCRIPTION | DATE | DMN | APVD |
| C | | REVISED PER ECO-17-018523 | 19JAN2018 | PHM | CT |



- CONNECTOR DIMENSIONS ARE PER ARINC 600 SPECIFICATION
- DUST COVER IS INCLUDED AND INSTALLED FOR SHIPPING. (NOT SHOWN)
- KEYING SHOWN IN POSITION "01" FOR REFERENCE ONLY. SEE TABLE FOR KEYING POSITION. FOR POSITION "00" KEYING SHIPPED UNASSEMBLED.

| COMPONENT | MATERIAL | FINISH |
|---------------------------------|---------------------------------|------------------------------------------------------|
| SHELL | DIE CAST ALUMINUM PER ASTM-B-85 | CHROMATE CONVERSION PER MIL-C-5541, TYPE II, CLASS 3 |
| RETENTION PLATES | ALUMINUM ALLOY PER ASTM-B-209 | CHROMATE CONVERSION PER MIL-C-5541, TYPE II, CLASS 3 |
| SCREWS | STEEL OR STAINLESS STEEL | STAINLESS STEEL OR PASSIVATED |
| POLARIZING POSTS | ZINC ALLOY PER ASTM-B-86 | ELECTROLESS NICKEL PER MIL-C-26074, CLASS 4, GRADE B |
| INSERTS | THERMOSET | - |
| POLARIZING POST RETAINING PLATE | ALUMINUM ALLOY PER ASTM-B-209 | BLUE ANODIZED PER MIL-A-8625 |

THIS DRAWING IS A CONTROLLED DOCUMENT.

| | |
|--------------------|----------------------------------------|
| DIMENSIONS: INCHES | TOLERANCES UNLESS OTHERWISE SPECIFIED: |
| 0 PLC | ± .005 |
| 1 PLC | ± .005 |
| 2 PLC | ± .005 |
| 3 PLC | ± .005 |
| 4 PLC | ± .005 |
| ANGLES | ± .005 |

MATERIAL SEE TABLE FINISH SEE TABLE

| | | |
|------------------|------------------------------------------------|--------------|
| DMN | C.C.THOMAS | 7-9-13 |
| CHK | W.BERNHART | 7-9-13 |
| APVD | W.BERNHART | 7-9-13 |
| NAME | PLUG ASSY, SIZE 2, ARINC 600, (BLANK/150/1102) | |
| APPLICATION SPEC | - | |
| WEIGHT | - | |
| CUSTOMER DRAWING | SCALE 3:2 | SHEET 1 OF 1 |

| | |
|-----------------|-------------|
| "00" | 2221782-1 |
| KEYING POSITION | PART NUMBER |



单击下面可查看定价，库存，交付和生命周期等信息

[>>TE Connectivity\(泰科\)](#)